ANV

Features	Caratteristiche	Merkmale	Caractéristiques
Connexion by pulling back the sleeve	Connessione mediante arretramento ghiera parte femmina	Kuppeln durch Zurückziehen der Verriegelungshülse und Einstecken des Steckers	Connexion en poussant le coupleur mâle
Disconnexion by pulling back the female sleeve	Disconnessione mediante arretramento ghiera parte femmina	Entkuppeln, durch Zurückziehen der Verriegelungshülse	Déconnexion en tirant la bague femelle
Shut off by poppet valve	Sistema di tenuta mediante valvola	Verschluß durch Kegelventil	Système d'étanchéité à clapet standard
Connexion under pressure not allowed	Connessione in pressione non consentita	Kuppeln unter Druck nicht erlaubt	Connexion sous pression non autorisée
Disconnexion under pressure not allowed	Disconnessione in pressione non consentita	Entkuppeln unter Druck nicht erlaubt	Déconnexion sous pression non autorisée
Interchangeability according to ISO 7241-1 part A	Intercambiabilità secondo norme ISO 7241-1 parte A	Austauschbarkeit gemäß ISO 7241-1 Teil A	Interchangeabilité selon ISO 7241-1 part A

Fields of application
Settori di applicazione
Anwendungsbereiche
Domaines d'application

Size Base BG Taille		Working pressure Pressione di esercizio Betriebsdruck Pression de service	Flow Rate Portata Durchsatz Débit	Burst Pressures Pressione di scoppio Berstdruck Pression d' éclatement		
			@ 0,2 MPa pressure drop		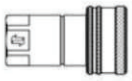	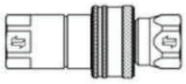
mm	inch	MPa *(PSI)*	l/min *(GPM)*	MPa *(PSI)*	MPa *(PSI)*	MPa *(PSI)*
6.3	1/4"	50 *(7500)*	9 *(2.4)*	200 *(30000)*	200 *(30000)*	200 *(30000)*
10	3/8"	30 *(4500)*	30 *(7.9)*	160 *(24000)*	120 *(18000)*	140 *(21000)*
12.5	1/2"	30 *(4500)*	75 *(19.8)*	130 *(19500)*	120 *(18000)*	130 *(19500)*
20	3/4"	30 *(4500)*	180 *(47.6)*	120 *(18000)*	120 *(18000)*	120 *(18000)*
25	1"	25 *(3625)*	270 *(71.4)*	100 *(14500)*	100 *(14500)*	100 *(14500)*
31.5	1 1/4"	25 *(3625)*	330 *(87.3)*	100 *(14500)*	100 *(14500)*	100 *(14500)*
40	1 1/2"	20 *(3000)*	450 *(119)*	80 *(12000)*	80 *(12000)*	80 *(12000)*
50	2"	15 *(2250)*	900 *(238)*	60 *(9000)*	60 *(9000)*	60 *(9000)*

	Technical Specifications	Specifiche Tecniche	Technische Daten	Caractéristiques Techniques
	High grade carbon steel with heat treated wear parts.	Acciaio ad alto tenore di carbonio con parti sollecitate, trattate termicamente	High Quality Karbonstahl Induktionsgehärtet in besonders banspruchter Stresszone	Acier à haute teneur en carbone avec traitement thermique des pièces d'usure
	Polyurethane and NBR Backup ring in PTFE	Poliuretano e NBR Anello antiestrusione PTFE	Polyurethan und NBR Stützring in PTFE	Polyuréthane et NBR Anneau anti-extrusion en PTFE
	-25°C to +100°C (-13°F to +212°F)	-25°C a +100°C (-13°F a +212°F)	-25°C to +100°C (-13°F to +212°F)	-25°C à +100°C (-13°F à +212°F)
	Mate500 ®	Mate500 ®	Mate500 ®	Mate500 ®
	According to ISO 7241-2	Secondo la norma ISO 7241-2	Nach ISO 7241-2	Selon la norme ISO 7241-2

ANV

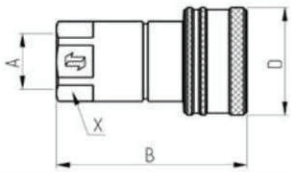

Female – Femmina – Muffe – Femelle :

Size Base BG Taille		Thread Filetto Anschluss Filetage	Part Number Codice Articolo Artikelnummer Désignation	A	B	D	X	Weight Peso Gewicht Poids	Package Confezione Verpackung Colis
mm	inch.				mm *(in)*	mm *(in)*	mm *(in)*	g *(lbs)*	No.
6.3	1/4″	F	ANV 14 GAS F	1/4″ BSP Female	48 *(1.89)*	25 *(0.98)*	19 *(0.75)*		40
6.3	1/4″	F	ANV 14 NPT F	1/4″ NPTF Female	48 *(1.89)*	25 *(0.98)*	19 *(0.75)*		40
6.3	1/4″	F	ANV 14-38SAE F	9/16″ UNF Female	48 *(1.89)*	25 *(0.98)*	19 *(0.75)*		40
10	3/8″	F	ANV 38 GAS F	3/8″ BSP Female	57 *(2.24)*	32 *(1.26)*	24 *(0.94)*		25
10	3/8″	F	ANV 38 NPT F	3/8″ NPTF Female	57 *(2.24)*	32 *(1.26)*	24 *(0.94)*		25
10	3/8″	F	ANV 38-38SAE F	9/16″ UNF Female	57 *(2.24)*	32 *(1.26)*	24 *(0.94)*		25
12.5	1/2″	F	NV 12 GAS F	1/2″ BSP Female	66 *(2.60)*	38 *(1.49)*	27 *(1.06)*		20
12.5	1/2″	F	NV 12 NPT F	1/2″ NPTF Female	66 *(2.60)*	38 *(1.49)*	27 *(1.06)*		20
12.5	1/2″	F	NV 12-12SAE F	3/4″ UNF Female	66 *(2.60)*	38 *(1.49)*	27 *(1.06)*		20
12.5	1/2″	F	NV 2215 F	M22x1,5	66 *(2.60)*	38 *(1.49)*	27 *(1.06)*		20
12.5	1/2″	F	NV0/2215 F	M22x1,5	66 *(2.60)*	38 *(1.49)*	27 *(1.06)*		20
20	3/4″	F	ANV 34 GAS F	3/4″ BSP Female	83 *(3.27)*	48 *(1.89)*	34 *(1.34)*		12
20	3/4″	F	ANV 34 NPT F	3/4″ NPTF Female	83 *(3.27)*	48 *(1.89)*	34 *(1.34)*		12
20	3/4″	F	ANV 34-34 SAE F	1 1/16″ UNF Female	83 *(3.27)*	48 *(1.89)*	34 *(1.34)*		12
25	1″	F	ANV 1 GAS F	1″ BSP Female	100 *(3.94)*	56 *(2.20)*	41 *(1.61)*		8
25	1″	F	ANV 1 NPT F	1″ NPTF Female	101 *(3.94)*	57 *(2.20)*	42 *(1.61)*		8
31.5	1-1/4″	F	ANV114 GAS F	1-1/4″ BSP Female	115 *(4.53)*	70 *(2.76)*	50 *(1.97)*		3
31.5	1-1/4″	F	ANV114 NPT F	1-1/4″ NPTF Female	115 *(4.53)*	70 *(2.76)*	50 *(1.97)*		3
40	1-1/2″	F	ANV112 GAS F	1-1/2″ BSP Female	133 *(5.22)*	84 (3.30)	60 *(2.36)*		2
50	2″	F	ANV 2 GAS F	2″ BSP Female	161 *(6.34)*	100 *(3.94)*	75 *(2.95)*		2
50	2″	F	ANV 2 NPT F	2″ NPT Female	161 *(6.34)*	100 *(3.94)*	75 *(2.95)*		2

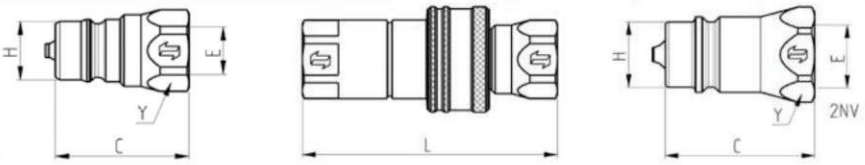

Male – Maschio – Stecker – Male :

Size Base BG Taille		Thread Filetto Anschluss Filetage	Part Number Codice Articolo Artikelnummer Désignation	E	C	L	H	Y	Weight Peso Gewicht Poids	Package Confezione Verpackung Colis
mm.	inch.				mm *(in)*	mm *(in)*	mm *(in)*	mm *(in)*	g *(lbs)*	No.
6.3	1/4″	F	ANV 14 GAS M	1/4″ BSP Female	39 *(1.54)*	72	11.8 *(0.46)*	19 *(0.75)*		100
6.3	1/4″	F	ANV 14 NPT M	1/4″ NPTF Female	39 *(1.54)*	72	11.8 *(0.46)*	19 *(0.75)*		100
6.3	1/4″	F	ANV 14-38SAE M	9/16″ UNF Female	39 *(1.54)*	72	11.8 *(0.46)*	19 *(0.75)*		100
10	3/8″	F	ANV 38 GAS M	3/8″ BSP Female	39 *(1.54)*	81	17.2 *(0.67)*	22 *(0.87)*		50
10	3/8″	F	ANV 38 NPT M	3/8″ NPTF Female	39 *(1.54)*	81	17.2 *(0.67)*	22 *(0.87)*		50
10	3/8″	F	ANV 38-38SAE M	9/16″ UNF Female	39 *(1.54)*	81	17.2 *(0.67)*	22 *(0.87)*		50
12.5	1/2″	F	NV 12 GAS M	1/2″ BSP Female	44 *(1.73)*	88	20,5 *(0.80)*	27 *(1.06)*		40
12.5	1/2″	F	NV 12 NPT M	1/2″ NPTF Female	44 *(1.73)*	88	20,5 (0.80)	27 *(1.06)*		40
12.5	1/2″	F	NV 12-12SAE M	3/4″ UNF Female ORB	44 *(1.73)*	88	20,5 *(0.80)*	27 *(1.06)*		40
12.5	1/2″	F	NV 2215 M	M22x1,5	44 *(1.73)*	88	20,5 *(0.80)*	27 *(1.06)*		40
12.5	1/2″	F	2NV 12 NPT M	1/2″ NPTF Female	47 *(1.85)*	91 *(3.58)*	21 *(0.83)*	27 *(1.06)*		40
12.5	1/2″	F	2NV 12-12SAE M	3/4″ UNF Female	47 *(1.85)*	91 *(3.58)*	21 *(0.83)*	27 *(1.06)*		40
12.5	1/2″	F	2NV 12-58SAE M	7/8″ UNF Female	54 *(2.13)*	98 *(3.86)*	21 *(0.83)*	27 *(1.06)*		40
12.5	1/2″	0	NV 0/2215 M	M22x1,5	44 *(1.73)*	88	20,5 *(0.80)*	27 *(1.06)*		40
20	3/4″	F	ANV 34 GAS M	3/4″ BSP Female	55 *(2.16)*	110	29 *(1.14)*	34 *(1.34)*		25
20	3/4″	F	ANV 34 NPT M	3/4″ NPTF Female	55 *(2.16)*	110	29 *(1.14)*	34 *(1.34)*		25
20	3/4″	F	ANV 34-34 SAE M	1 1/16″ UNF Female	55 *(2.16)*	110	29 *(1.14)*	34 *(1.34)*		25
25	1″	F	ANV 1 GAS M	1″ BSP Female	66 *(2.60)*	132	34,3 *(1.35)*	41 *(1.61)*		15
25	1″	F	ANV 1 NPT M	1″ NPTF Female	66 *(2.60)*	133	34,3 *(1.35)*	41 *(1.61)*		15
31.5	1-1/4″	F	ANV114 GAS M	1-1/4″ BSP Female	73 *(2.87)*	146	44,9 *(1.77)*	50 *(1.97)*		8
31.5	1-1/4″	F	ANV114 NPT M	1-1/4″ NPTF Female	73 *(2.87)*	146	44,9 *(1.77)*	50 *(1.97)*		8
40	1-1/2″	F	ANV112 GAS M	1-1/2″ BSP Female	83 *(3.27)*	166	55 *(2.16)*	60 *(2.36)*		6
50	2″	F	ANV 2 GAS M	2″ BSP Female	100 *(3.94)*	200	65 *(2.56)*	75 *(2.95)*		2
50	2″	F	ANV 2 NPT M	2″ NPT Female	100 *(3.94)*	200	65 *(2.56)*	75 *(2.95)*		2

Accessories - Accessori - Zubehör - Accessoires

Size Base BG Taille		Dust protections Tappi Protezione Staubschutzteile Capuchons 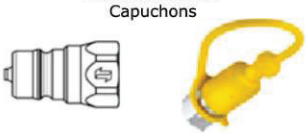			Dust protections Tappi Protezione Staubschutzteile Capuchons			Seal Kits Guarnizioni di ricambio Ersatzdichtungen Joints 	Package Confezione Verpackung Colis
		PVC		Aluminum	PVC		Aluminum		
mm	inch	Part Number Codice Articolo Artikelnummer Désignation	Colour Colore Farbe Couleur	Part Number Codice Articolo Artikelnummer Désignation	Part Number Codice Articolo Artikelnummer Désignation	Colour Colore Farbe Couleur	Part Number Codice Articolo Artikelnummer Désignation		
6.3	1/4″	TFA 14			TMA 14			SK ANV 14	1*
10	3/8″	TFA 38			TMA 38			SK ANV 38	1*
12.5	1/2″	TF 12			TM 12 L/G			SK NV 12	1*
20	3/4″	TFA 34			TMA 34			SK ANV 34	1*
25	1″	TFA 1			TMA 1			SK ANV 1	1*
31.5	1-1/4″	--	--		--			SK ANV 114	1**
40	1-1/2″	--	--		--			SK ANV 112	1***
50	2″	--	--		--			SK ANV 2	1***

*10 O'rings + 10 PTFE rings ** 5 O'rings + 5 PTFE rings *** 5 PTFE rings

Thread Filetto Anschluss Filetage

F

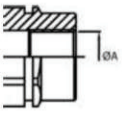
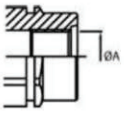
0