

## Specifications

For other materials or modifications, please consult TESCOM.

### OPERATING PARAMETERS

Pressure rating per criteria of ANSI/ASME B31.3

#### Maximum Inlet Pressure

**Stainless Steel:** 10,000 psig / 690 bar

**Brass:** 6000 psig / 414 bar

#### Outlet Pressure Ranges

0-500, 0-800, 10-1500, 15-2500, 25-4000, 50-6000 psig

0-34.5, 0-55.2, 0.69-103, 1.0-172, 1.7-276, 3.4-414 bar

#### Design Proof Pressure

150% maximum rated inlet

#### Leakage

Bubble-tight

#### Operating Temperature

-40°F to 165°F / -40°C to 75°C

#### Flow Capacity

$C_v = 0.06$

#### Maximum Operating Torque

35 in-lbs / 3.95 N•m



TESCOM 44-1100 Series high pressure, low flow venting regulator offers a piston sensed design, control pressures of 6000-10,000 psig / 414-690 bar, a low torque setting and large handknob. Multiple pressure range kits are available.

### MEDIA CONTACT MATERIALS

#### Body

Brass, 303, or 316 Stainless Steel

#### Filter

**Brass Body:** 40 micron (nominal) - Bronze

**Stainless Steel Body:** 15 micron (nominal) - 316 Stainless Steel

#### Main Valve Seat

VespeI®

#### Vent Valve Seat

CTFE

#### O-Rings

Buna-N

#### Back-up Rings

Teflon®

#### Remaining Parts

300 Series Stainless Steel

## Applications

- Ground Support Equipment (GSE)
- Support pressure panels
- Aircraft charging carts
- R & D laboratories
- Calibration equipment

## Features and Benefits

- Removable valve assembly module permits easy repair
- Excellent sensitivity through a wide range of pressure settings
- Piston style sensor offers extra safety and reliability
- Unbalanced stem assists positive shutoff
- Inlet and outlet gauge ports are standard
- Venting is standard
- Available in Brass or Stainless Steel
- Regulator vents to zero psig / bar in all pressure ranges
- Numerous modifications are available

### OTHER

#### Cleaning

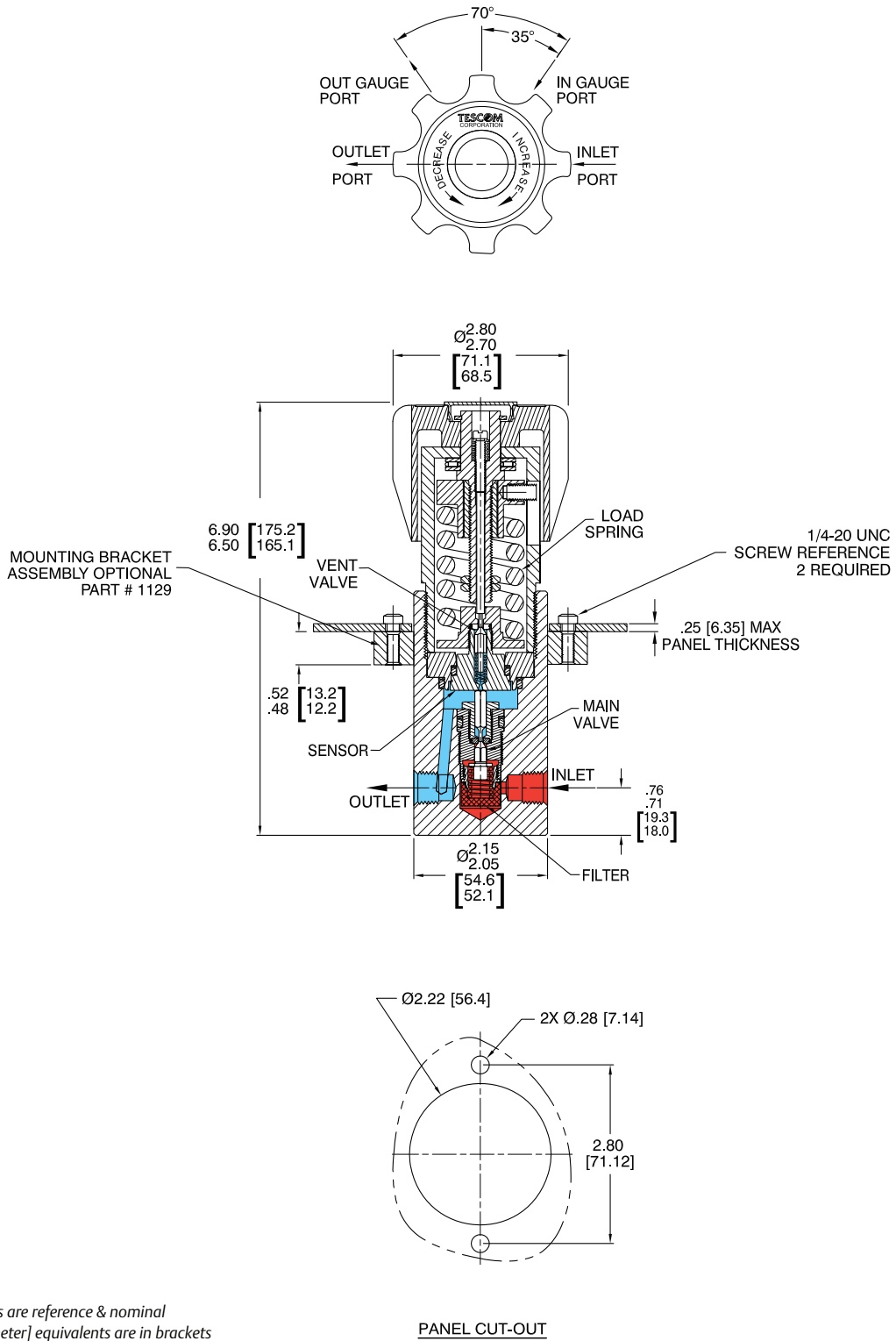
CGA 4.1 and ASTM G93

#### Weight

4.8 lbs / 2.2 kg

VespeI® and Teflon® are registered trademarks of E.I du Pont de Nemours and Company.

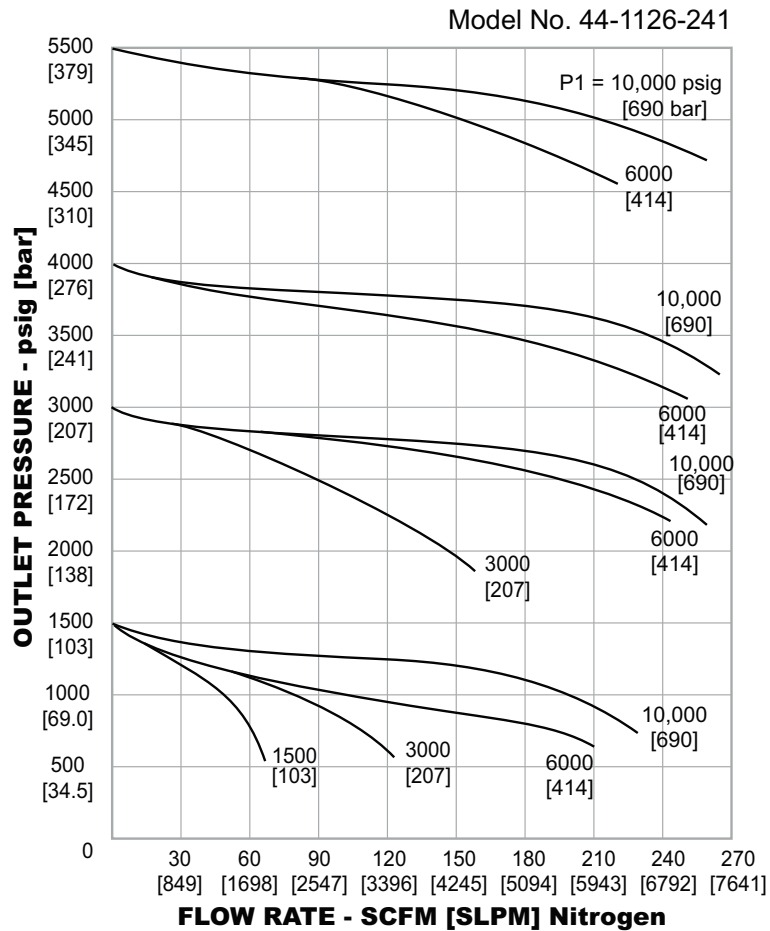
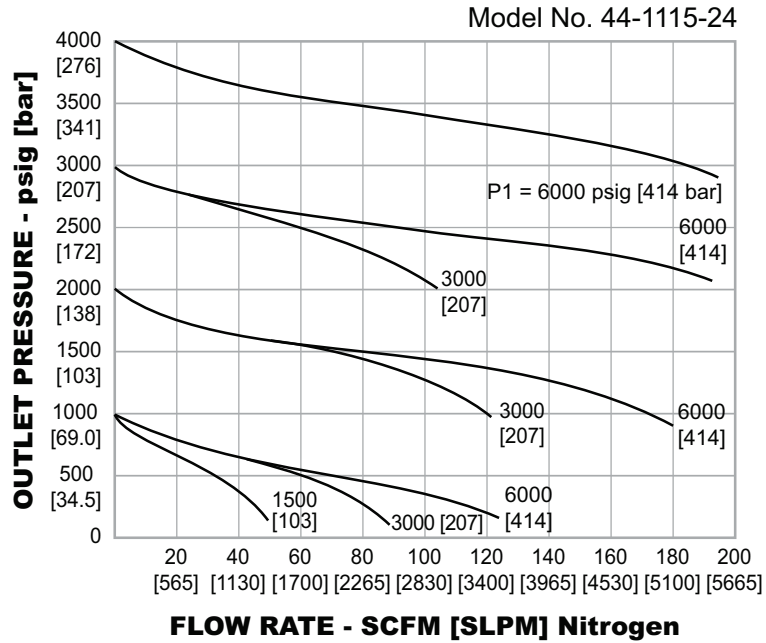
44-1100 Series Regulator Drawing



All dimensions are reference & nominal  
Metric [millimeter] equivalents are in brackets

### 44-1100 Series Regulator Flow Charts

For more information on how to read flow curves, please refer to the Flow Curves and Calculations document (debul2007x012) in the TESCOM catalog or on [www.tescom.com](http://www.tescom.com).



## 44-1100 Series Regulator Part Number Selector

*Repair Kits, Accessories & Modifications may be available for this product. Please contact TESCOM for more information.*

Example for selecting a part number:

**44-11                    1                    1                    -                    2                    4                    [BLANK]**

| BASIC SERIES | BODY MATERIAL  | OUTLET PRESSURE RANGE   | PORT TYPE       | PORT SIZE       | OPTIONS  |
|--------------|--|---|-----------------|-----------------|--|
| <b>44-11</b> | <b>1</b> – Brass<br>(6000 psig max. inlet)<br>(414 bar max. inlet)<br><b>2</b> – 303 Stainless Steel<br>(10,000 psig max. inlet)<br>(690 bar max. inlet)<br><b>6</b> – 316 Stainless Steel<br>(10,000 psig max. inlet)<br>(690 bar max. inlet) | <b>1</b> – 0-500 psig<br>0-34.5 bar<br><b>2</b> – 0-800 psig<br>0-55.2 bar<br><b>3</b> – 10-1500 psig<br>0.69-103 bar<br><b>4</b> – 15-2500 psig<br>1.0-172 bar<br><b>5</b> – 25-4000 psig<br>1.7-276 bar<br><b>6</b> – 50-6000 psig<br>3.4-414 bar | <b>2</b> – NPTF | <b>4</b> – 1/4" | <b>[BLANK]</b> – None<br>- <b>001</b> – Non-Venting, Viton® O-Rings<br>- <b>002</b> – Non-Venting, Filter Removed<br>- <b>150</b> – Urethane O-Rings (CO <sub>2</sub> Service) |