

44-4200 Series

Regulators - Pressure Reducing

D44421613X012

Specifications

For other materials or modifications, please consult TESCOM.

OPERATING PARAMETERS

Pressure rating per criteria of ANSI/ASME B31.3

Maximum Inlet Pressure

6000 psig / 414 bar

Outlet Pressure Range

0-5000 psig / 0-345 bar

Design Proof Pressure

150% maximum rated

Leakage

Bubble-tight

Ambient Operating and Fluid Temperature

See Part Number Selector

Flow Capacity

1/4" Main Valve: $C_v = 0.80$

3/8" Main Valve: $C_v = 2.0$



MEDIA CONTACT MATERIALS

Body

303, 316 Stainless Steel, or Brass

Main Valve Seat

CTFE, Teflon®, or Vespel®

O-Ring

Buna-N, Viton-A®, or Ethylene Propylene

Back-up Ring

Teflon®

Gasket

CTFE or Vespel®

Remaining Parts

300 Series Stainless, 17-4 PH

OTHER

Connections

Inlet and Outlet: 1/4", 1/2", and 3/4" NPTF

Dome Port: 1/4" NPTF

Cleaning

CGA 4.1 and ASTM G93

Weight

8.0 lbs / 3.6 kg

Teflon®, Viton®, and Vespel® are registered trademarks of E.I. du Pont de Nemours and Company.

TESCOM 44-4200 Series is a high pressure, dome loaded, pressure reducing regulator with a $C_v = 0.80$ or 2.0 available. This regulator is rated up to 6000 psig / 414 bar inlet and 5000 psig / 345 bar outlet.

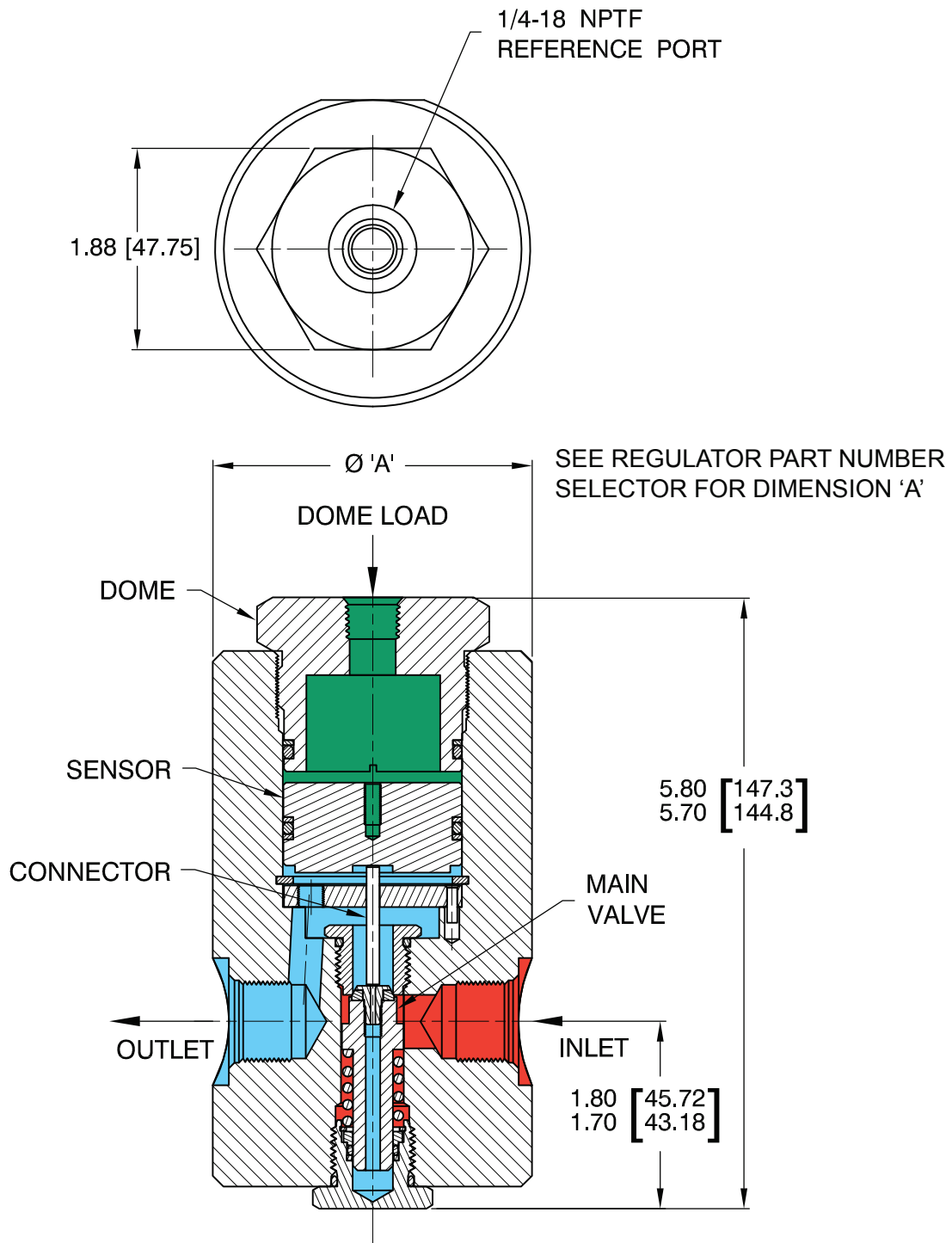
Applications

- Fire suppression equipment
- CNG filling

Features and Benefits

- Available in Brass or Stainless Steel
- Features piston-style sensor and balanced main valve
- Non-venting
- Body and soft goods material options
- High flow, high pressure

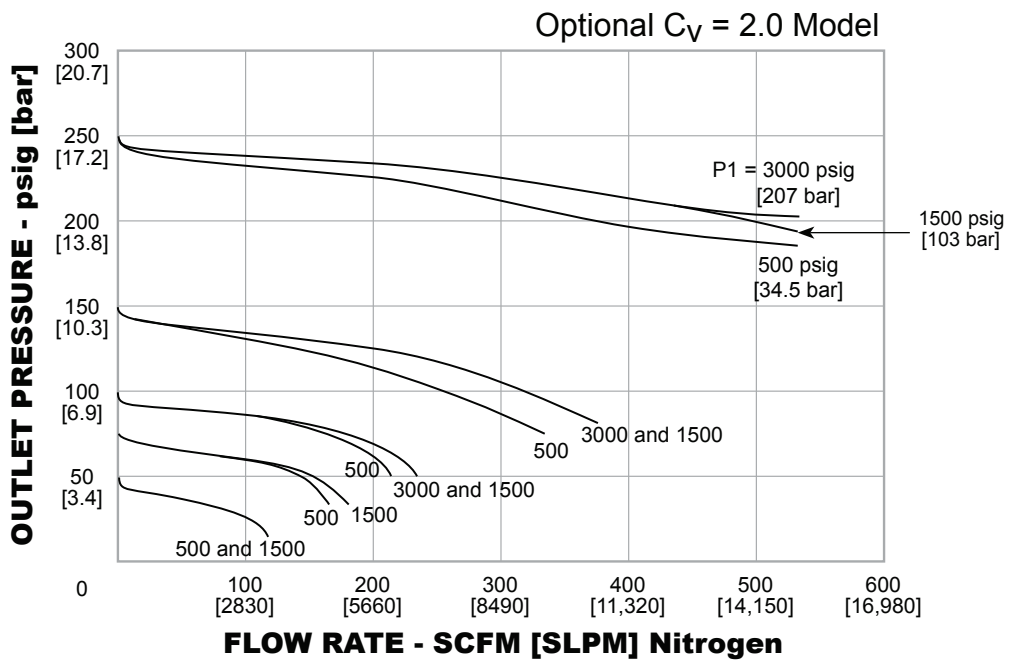
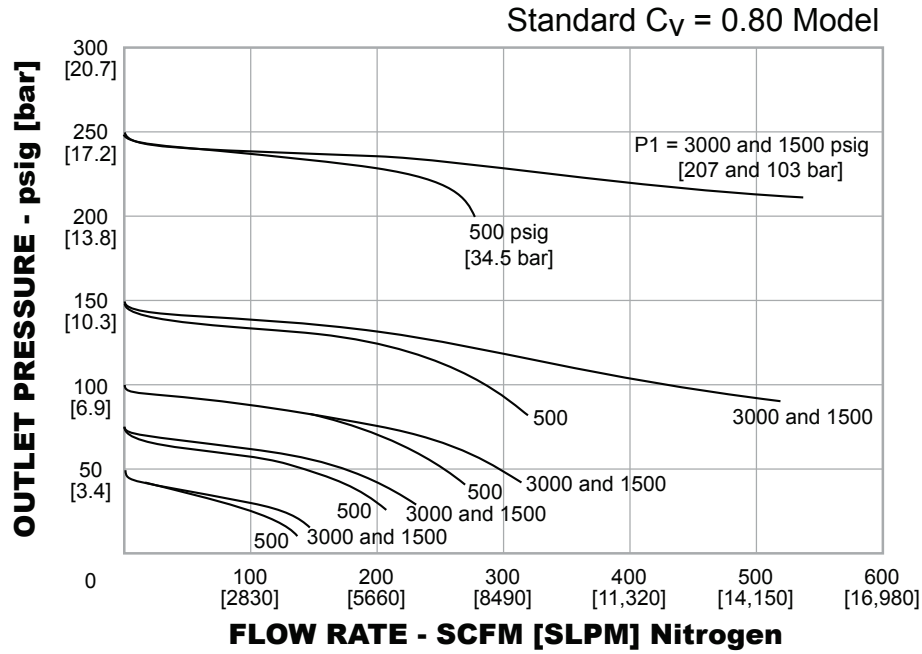
44-4200 Series Regulator Drawing



All dimensions are reference & nominal
Metric [millimeter] equivalents are in brackets

44-4200 Series Regulator Flow Charts

For more information on how to read flow curves, please refer to the Flow Curves and Calculations document (debul2007x012) in the TESCOM catalog or on www.tescom.com.



44-4200 Series Regulator Part Number Selector

Repair Kits, Accessories & Modifications may be available for this product. Please contact TESCOM for more information.

Example for selecting a part number:

44-42	1	5	A				2	4	- 005	
BASIC SERIES	BODY MATERIAL	OUTLET PRESSURE RANGE	SOFT GOODS				INLET AND OUTLET PORT TYPE	INLET AND OUTLET PORT SIZE	DIAMETER 'A'	MOD. NUMBER
			O-RING	SEAT	GASKET	TEMPERATURE				
44-42	1 – Brass	5 – 0-5000 psig 0-345 bar	A – Buna-N	CTFE	CTFE	-40°F to 165°F -40°C to 74°C	1 – SAE 2 – NPTF 3 – MS33649	4 – 1/4"	2.47"	-005 – C _v = 2.0
	2 – 303 Stainless Steel		B – Buna-N	Teflon®	CTFE	-40°F to 165°F -40°C to 74°C		8 – 1/2"	2.47" (2.98" SAE)	
	6 – 316 Stainless Steel		E – Viton-A®	CTFE	CTFE	-15°F to 165°F -26°C to 74°C		12 – 3/4" (NPTF and SAE only)	2.98" (3.48" SAE)	
			F – Viton-A®	Teflon®	CTFE	-15°F to 165°F -26°C to 74°C				
			G – Viton-A®	Vespel®	Vespel®	-15°F to 250°F -26°C to 121°C				
			H – E.P.	Vespel®	Vespel®	-40°F to 250°F -40°C to 121°C				
			L – E.P.	CTFE	CTFE	-40°F to 165°F -40°C to 74°C				