



**BOURDON**  
The Original by Baumer



### Main Features

- For corrosive gasses and liquids
- Class 1.6 according to EN 837-1
- Wetted parts Stainless steel (MEX) or Monel (MEM)
- Lloyd's Register approval
- Option : liquid-filled for applications with pulsations or vibrations
- Option : case material 1.4404 (316L) for aggressive atmosphere

### Applications

- Food & Beverage
- Laboratory & Medical
- Oil & Gas / Chemical
- Water & Waste water
- Energy
- Transportation & Logistics
- Machinery

### Technical Data

Nominal size	MEX2 : 50 mm MEX3/MEM3 : 63 mm	Bezel ring	Stainless steel 1.4301 (AISI 304) Option : stainless steel 1.4404 (AISI 316L)
Measurement range	MEX2/MEX3 : -1 ... 0 to 0 ... 1000 bar MEM3 : -1 ... 0.6 to 0 ... 400 bar	Movement	Stainless steel
Pressure limitation	Steady : 75% of full scale value Fluctuating : 65% of full scale value Short time : 100% of full scale value	Window	Instrument glass
Accuracy	Class 1.6 (according EN837-1)	Window gasket	Elastomer
Protection rating	IP 65 (EN 60529)	Dial	Aluminium, white
Process Connection	MEX : Stainless steel 1.4404 (AISI 316L) MEM : Monel 400	Pointer	Plastic, black
Bourdon tube	MEX : Stainless steel 1.4404 (AISI 316L) MEM : Monel 400	Temperature	Ambient : -20 ... +70°C Medium : -40 ... +200°C (not filled) For liquid filled version see ordering details. The case temperature must not exceed +70°C Storage : -40 ... +70°C
Case	Stainless steel 1.4301 (AISI 304) Option : stainless steel 1.4404 (AISI 316L)	Thermal drift	± 0.4% F.S. / 10 K (reference : 20°C)
		Safety	S1 according EN837-1 (with window polycarbonate or laminated safety glass)

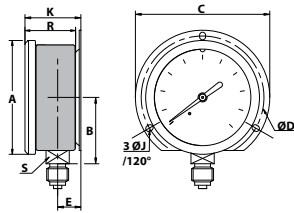
### Options

ATEX II2GDc-IM2c (Including window laminated safety glass)	Code 0078
Adjustable friction pointer	Code 0679
Window laminated safety glass	Code 0751
Window polycarbonate	Code 0753
Restrictor screw Ø 0.3	Code 0769
Lloyd's Register approval	Code 0827
Accuracy class 1 (1.6 bar < P < 1000 bar)	Code 0841

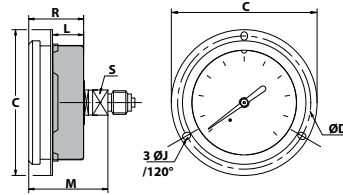
### To be ordered separately

Material certificate 3.1 EN10204	Code Q1229
Calibration certificate EN837-1 (5 points raising and 5 points falling)	Code Q1070

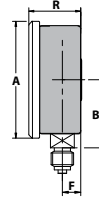
### Dimensions - Types of mounting



**A (11)\***

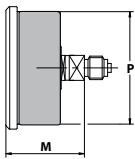


**B (32)\***

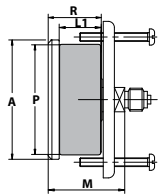


**D (10)\***

Weight (kg)	Unfilled	Filled
<b>NS 50</b>	0.100	0.150
<b>NS 63</b>	0.130	0.180



**F (30)\***



**G (23)\***

Panel cut-outs for types B and G

NS 50 = Ø 53.5 mm / NS 63 = Ø 65.5 mm

\*Type of mounting according to EN837-1 in brackets

mm	A	B	C	D	E	F	J	K	L	L1	M	P	R	S
<b>NS 50</b>	55.6	34	68	60	14	11	3.6	34	17.3	23.5	44	51	30.5	14
<b>NS 63</b>	68.8	40.4	81	75	14	10.8	3.6	34	17.3	23.5	44	63	30.2	14

### Pressure ranges

Code	Bar
B59	-1 ... 0
B72	-1 ... 0.6
B74	-1 ... 1.5
B76	-1 ... 3
B77	-1 ... 5
B79	-1 ... 9
B81	-1 ... 15
B82	-1 ... 24
B15	0 ... 1
B16	0 ... 1.6
B18	0 ... 2.5
B19	0 ... 4
B20	0 ... 6
B22	0 ... 10
B24	0 ... 16
B26	0 ... 25
B27	0 ... 40
B29	0 ... 60
B31	0 ... 100
B33	0 ... 160
B35	0 ... 250
B38	0 ... 400
B39	0 ... 600
B41	0 ... 1 000

Code	kPa
D59	-100 ... 0
D72	-100 ... 60
D74	-100 ... 150
D76	-100 ... 300
D77	-100 ... 500
D79	-100 ... 900
D81	-100 ... 1 500
D82	-100 ... 2 400
D15	0 ... 100
D16	0 ... 160
D18	0 ... 250
D19	0 ... 400
D20	0 ... 600
D22	0 ... 1 000
D24	0 ... 1 600
D26	0 ... 2 500
D27	0 ... 4 000
D29	0 ... 6 000
D31	0 ... 10 000
D33	0 ... 16 000
D35	0 ... 25 000
D38	0 ... 40 000
D39	0 ... 60 000

Code	kg/cm <sup>2</sup>
F59	-1 ... 0
F72	-1 ... 0.6
F74	-1 ... 1.5
F76	-1 ... 3
F77	-1 ... 5
F79	-1 ... 9
F81	-1 ... 15
F82	-1 ... 24
F15	0 ... 1
F16	0 ... 1.6
F18	0 ... 2.5
F19	0 ... 4
F20	0 ... 6
F22	0 ... 10
F24	0 ... 16
F26	0 ... 25
F27	0 ... 40
F29	0 ... 60
F31	0 ... 100
F33	0 ... 160
F35	0 ... 250
F38	0 ... 400
F39	0 ... 600
F41	0 ... 1 000

Code	psi
H59	-30" Hg ... 0
H73	-30" Hg ... 15
H75	-30" Hg ... 30
H2C	-30" Hg ... 60
H78	-30" Hg ... 100
H79	-30" Hg ... 150
H81	-30" Hg ... 220
H82	-30" Hg ... 300
H15	0 ... 15
H1C	0 ... 20
H17	0 ... 30
H19	0 ... 60
H21	0 ... 100
H22	0 ... 160
H23	0 ... 200
H25	0 ... 300
H26	0 ... 400
H27	0 ... 600
H30	0 ... 1 000
H31	0 ... 1 500
H34	0 ... 3 000
H38	0 ... 6 000
H40	0 ... 10 000
H41	0 ... 15 000

## Ordering details - MEX2 - MEX3 - MEM3

		-	.	xxx	/
<b>Model</b>					
All stainless steel pressure gauge	MEX				
Pressure gauge with monel Bourdon tube <sup>(1)</sup>	MEM				
<b>Nominal size</b>					
50 mm <sup>(2)</sup>		2			
63 mm		3			
<b>Type of mounting</b>					
<b>Stainless steel case and bezel ring 1.4301 (AISI 304)</b>					
Bottom connection, 3 back lugs fixing				A	
Back connection, front flange, 3 mounting holes				B	
Bottom connection				▶ D	
Back connection				▶ F	
Back connection with clamp				G	
<b>Stainless steel case and bezel ring 1.4404 (AISI 316L)</b>					
Bottom connection, 3 back lugs fixing				1	
Back connection, front flange, 3 mounting holes				2	
Bottom connection				4	
Back connection				6	
Back connection with clamp				7	
<b>Process connection</b>					
G 1/4				▶ 2	
1/4 NPT				▶ 5	
<b>Liquid filling</b>					
Dry				▶ 0	
BH1 : low viscosity glycerin/water 86% (medium : -20 ... +70°C)				1	
BH2 : high viscosity glycerin 99.5% (medium : 0 ... +90°C)				2	
BH3 : silicone oil (medium : -40 ... +100°C)				3	
<b>Unit of measurement / Pressure ranges <sup>(3)</sup></b>					
bar				▶ Bxx	
psi				▶ Hxx	
kPa				▶ Dxx	
kg/cm <sup>2</sup>				Fxx	
bar / psi (double scale)				Kxx	
psi / kPa (double scale)				Vxx	
kPa / psi (double scale)				Wxx	
<b>Options to be added behind the / (see example below)</b>					

( ▶ Standard version)

<sup>(1)</sup> Monel version nominal size 63 mm only and not available for pressure ranges x39, x40, x41 and x59

<sup>(2)</sup> NS50 not available as monel version MEM

<sup>(3)</sup> Available standard pressures ranges, see tables on page 2. For ranges not listed, please contact Baumer.

## Ordering example with options

	MEX	3	-	B	2	0	.	B22	/	0078	-	0769	-	0679
All stainless steel pressure gauge	←													
Nominal size 63 mm	←													
Back connection, front flange, 3 mounting holes, case material 1.4301	←													
Process connection G 1/4	←													
No liquid filling	←													
Scale bar : 0 ... 10 bar	←													
Option : ATEX Version with laminated safety glass included	←													
Option : Restrictor screw Ø 0.3	←													
Option : Adjustable friction pointer	←													