

**DESCRIPTION**

Solenoid valve 3 way  
direct acting poppet type

**CONSTRUCTION**

Body	Brass
Armature tube	AISI 303
Plunger and core	AISI 430FR
Springs	AISI 302
Seal material	NBR - FPM - EPDM



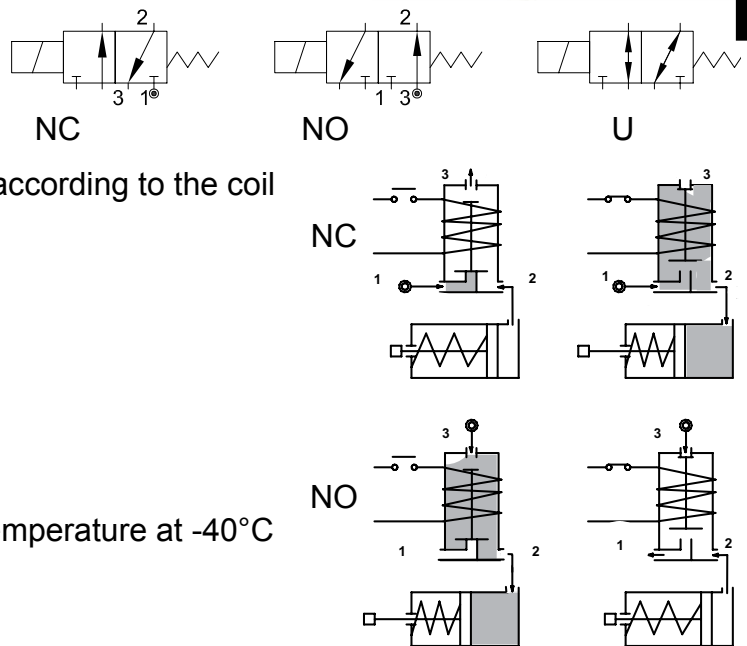
**3**

**FEATURES**

Maximum allowable pressure PS 80bar<sup>④</sup>  
 Maximum fluid viscosity 25cSt (mm<sup>2</sup>/s)  
 Ambient temperature: from -10°C to +80°C according to the coil  
 Universal mounting position

**OPTIONS:** Manual override  
 Electroless nickel plating  
 Stainless steel seat  
 c us certified coils

**ON REQUEST:** Versions for use with fluid temperature at -40°C



CODE ① ② ③	Connection G ISO 228	Orifice mm		Kv m <sup>3</sup> /h	Differential pressure bar			Nominal power			Coil		Seal ②	Temp. range °C		
		1→2	2→3		Min	Max		AC	VA	DC	Series	Width				
						AC	DC	Inrush	Holding	Watt						
<b>NC Normally closed</b>																
E306... ..15///...	1/8" 1/4"	1.5	2.4	0.07	0	20	20	20	15	10	2	30	NBR=B EPDM=E FPM=V	-10 +90 -10 +140 -10 +140		
E306... ..20///...		2	2.4	0.11	0	13	13									
E306... ..25///...		2.5	2.4	0.16	0	10	10									
<b>NO Normally open</b>																
E306... ..25/S/...	1/8"	2.4	2.5	0.16	0	9	9	20	15	10	2	30			NBR=B EPDM=E FPM=V	-10 +90 -10 +140 -10 +140
E306... ..29/S/...	1/4"	2.9	3	0.20	0	6.5	6.5									
<b>U Universal</b>																
E306... ..25/G/...	1/8" 1/4"	2.5	2.4	0.16	0	5	4	20	15	10	2	30	NBR=B EPDM=E FPM=V	-10 +90 -10 +140 -10 +140		

- ① Connection: A=1/8" , B=1/4"
- ② Seal
- ③ Coil

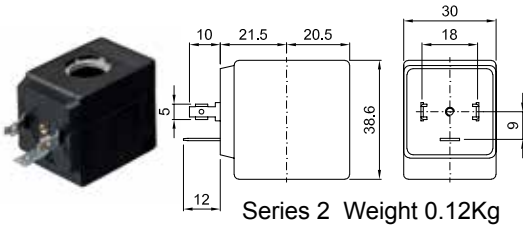
Example: E306AV15///20B G1/8" FPM seal Coil 24V 50/60Hz NC  
 E306BB25/S/201 G1/4" NBR seal Coil 24V DC NO

④ The maximum allowable pressure PS for steam 2,5bar (gauge pressure)

COILS ③	Alternating Current 50/60Hz (V)							Direct Current (V)			Electrical connection	Connectors
	12	24	48	110	220 230	240	380	12	24	48		
Series 2 Width 30	20A	20B	20C	20D	20E	20F	20G	200	201	202	DIN 43650A	PG9 code 10349000

**DESCRIPTION**  
 Class F insulation  
 Voltage tolerance  
 AC +15% -10%  
 DC ± 10%  
 Protection class  
 IP65 with connector fitted  
 IP00 without connector  
 Continuous service ED100%

**OPTIONS**  
 Class H insulation  
 Cable attached  
 Special coil voltage  
 Special coil powers  
 CE US certified coils

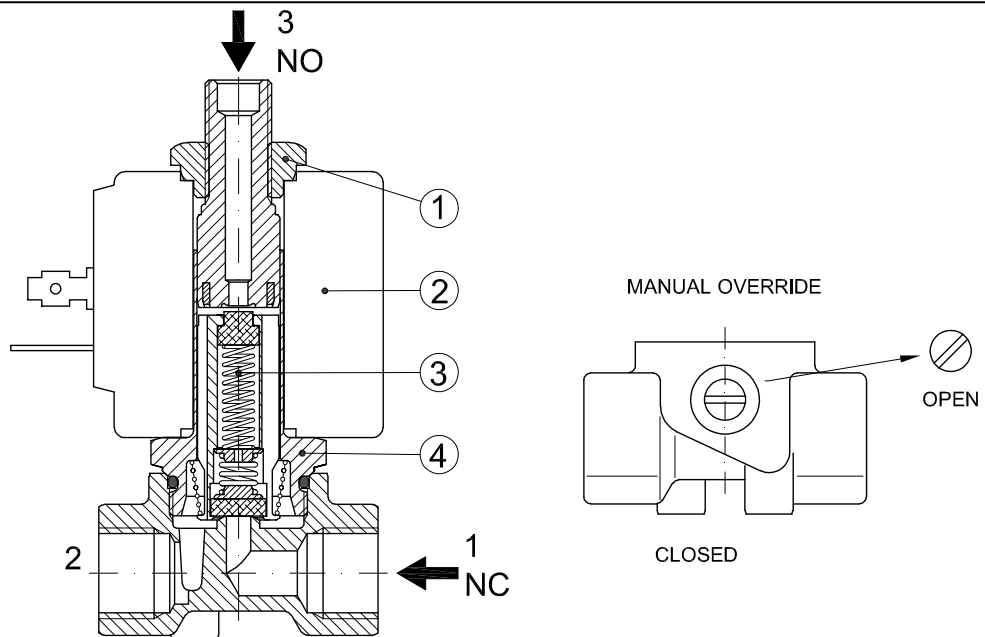


Series 2 Weight 0.12Kg

(for coil details see section 8)

### SPARE PARTS LIST

1. Coil fixing nut
2. Coil
3. Plunger
4. Armature tube assembly



### OVERALL DIMENSION

