



Self-Venting System

Nominal Diameter

5,5 = 25 mm²

RECTUS Series

14KE



90% of actual size



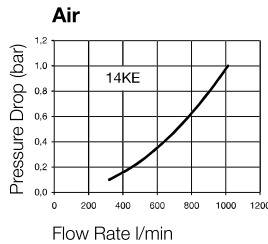
You will find the following alternative versions in our current catalogue on page:

► Brass/Steel Single Shut-off P. 44

Technical Description

The connection is made the same way as with all other quick connect coupling series, by simply pushing the plug into the coupling. The audible latching when the plug is securely in place signifies that the coupling is locked. The sleeve must be pulled back to release the first locking system before it can be disconnected. This closes the coupling valve. The compressed downstream air can now escape from the plug (hose). Pulling the sleeve back a second time releases the second locking system. The connection can now be safely undone. This self-venting coupling, designed for bleeding off trapped air, is not suitable for direct connection to compressed air tools.

Chart



Advantages

The system fulfils the requirements of ISO 4414.

- increased safety standards in the work place
- the plastic sleeve does not scratch working surfaces

Caution

Not recommended for direct connection to compressed air tools. Reliable functioning can only be guaranteed in conjunction with original Rectus plugs made of steel.

Material

Coupling

Back Body
Valve Body
Sleeve
Valve
Spring
Locking Balls
Seals
Pins

Plug

Working Pressure

PB = 12 bar, maximum static working pressure with safety factor of 4 to 1.

Working Temperature

-20°C up to +60°C (NBR) depending on the medium.

Standard

Brass, Nickel Plated
Brass, Nickel Plated
Thermoplastic
Brass
AISI 301
AISI 420
NBR
AISI 420

Steel Hardened, Nickel Plated

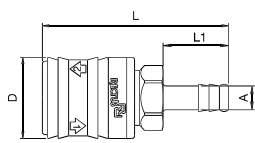
Couplings

RECTUS Series 14KE

	Connection A	Hex SW	L mm	D mm	L1 mm	L2 mm	H mm	B mm	G mm	Version	Part Number
<p>Male Thread</p>	R 1/4	22	58	31	9					Standard	14KE AK13 MPN
	R 3/8	22	58	31	9					Standard	14KE AK17 MPN
	R 1/2	24	63	31	12					Standard	14KE AK21 MPN
<p>Female Thread</p>	G 1/4	22	57	31	9					Standard	14KE IW13 MPN
	G 3/8	22	57	31	9					Standard	14KE IW17 MPN
	G 1/2	24	60	31	12					Standard	14KE IW21 MPN

Couplings

RECTUS Series 14KE

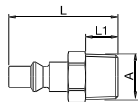


Hose Barb

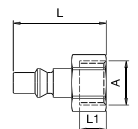
Connection A	Hex SW	L mm	D mm	L1 mm	L2 mm	H mm	B mm	G mm	Version	Part Number
6 mm	22	71	31	25					Standard	14KE TF06 MPN
8 mm	22	71	31	25					Standard	14KE TF08 MPN
9 mm	22	71	31	25					Standard	14KE TF09 MPN
10 mm	22	71	31	25					Standard	14KE TF10 MPN
13 mm	22	71	31	25					Standard	14KE TF13 MPN

Plugs

RECTUS Series 22SF



Male Thread

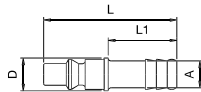


Female Thread

Connection A	Hex SW	L mm	D mm	L1 mm	L2 mm	H mm	B mm	G mm	Version	Part Number
R 1/8	12	35		9					Standard	22SF AK10 SXN
R 1/4	14	41		12					Standard	22SF AK13 SXN
R 3/8	17	41		12					Standard	22SF AK17 SXN
R 1/2	22	46		17					Standard	22SF AK21 SXN
G 1/4	17	35		9					Standard	22SF IW13 SXN
G 3/8	19	35		10					Standard	22SF IW17 SXN
G 1/2	24	38		12					Standard	22SF IW21 SXN

Valved Plugs

RECTUS Series 22SF



Hose Barb

Connection A	Hex SW	L mm	D mm	L1 mm	L2 mm	H mm	B mm	G mm	Version	Part Number
6 mm		49	12	25					Standard	22SF TF06 SXN
8 mm		49	12	25					Standard	22SF TF08 SXN
9 mm		49	12	25					Standard	22SF TF09 SXN
10 mm		49	12	25					Standard	22SF TF10 SXN
13 mm		49	12	25					Standard	22SF TF13 SXN

⚠ Please consider our security advices on the pages 12/13 ⚠