



Nominal Diameter

7,4 = 43 mm<sup>2</sup>

RECTUS Series

25KD



actual size

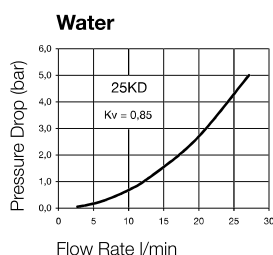
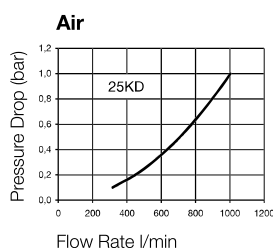


You will find the following alternative versions in our current catalogue on page:

- ▶ Safety Single Shut-off P. 270
- ▶ Safety Self-Venting P. 290
- ▶ Coded Systems P. 303
- ▶ Brass/Steel P. 73
- ▶ Stainless Steel P. 209

**Technical Description**

Safety coupling with UltraFlo technology. High flow performance. Notable for robust design and steel sleeve used with large pneumatic consumers. Additional safety locking system. This safety lock prevents unintentional disconnection. To disconnect, the plug must first be pushed further into the coupling before it can be unlocked.

**Chart****Advantages**

Quality coupling with small dimensions and high flow rates. Safety locking system. Double profiled plug design against wear of material during operation. Non-slip sleeve can also be operated when wearing safety gloves.

**Working Pressure**

PB = 35 bar, maximum static working pressure with safety factor of 4 to 1.

**Material****Coupling**

Back Body  
Valve Body  
Sleeve  
Valve  
Spring and Locking Ring  
Locking Balls  
Seals

**Plug**

Plug Profile  
Back Body  
Valve  
Spring  
Seal

**Working Temperature\***

-20°C up to +100°C (NBR)  
-40°C up to +120/150°C (EPDM)  
-15°C up to +200°C (FKM)  
0°C up to +316°C (KFFKM)  
depending on the medium.

\*At a temperature below -20°C and above +100°C special seals are available on request.

**Standard**

Brass, Nickel Plated  
Brass, Nickel Plated  
Brass, Nickel Plated  
Brass  
AISI 301  
AISI 420  
NBR

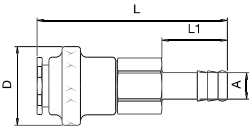
Brass, Nickel Plated  
Brass, Nickel Plated  
Brass  
AISI 420  
NBR

**Couplings****RECTUS Series 25KD**

	Connection A	Hex SW	L mm	D mm	L1 mm	L2 mm	Hex1 SW1	B mm	G mm	Version	Part Number
 Male Thread	R 1/4	19	60	30	12					Standard	25KD AK13 BPN
	R 3/8	19	60	30	12					Standard	25KD AK17 BPN
	R 1/2	22	61	30	17					Standard	25KD AK21 BPN
 Female Thread	G 1/4	19	56	30	10					Standard	25KD IW13 BPN
	G 3/8	19	55	30	9					Standard	25KD IW17 BPN
	G 1/2	24	58	30	12					Standard	25KD IW21 BPN

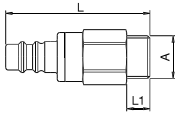
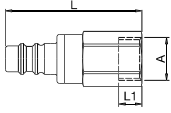
## Couplings

## RECTUS Series 25KD

	Connection A	Hex SW	L mm	D mm	L1 mm	L2 mm	Hex1 SW1	B mm	G mm	Version	Part Number	
 <p>Hose Barb</p>	6 mm	19	74	30	25					Standard	25KD TF06 BPN	
	8 mm	19	74	30	25					Standard	25KD TF08 BPN	
	9 mm	19	74	30	25					Standard	25KD TF09 BPN	
	10 mm	19	74	30	25					Standard	25KD TF10 BPN	
	13 mm	19	74	30	25					Standard	25KD TF13 BPN	

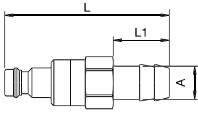
## Valved Plugs

## RECTUS Series 25KD

	Connection A	Hex SW	L mm	D mm	L1 mm	L2 mm	Hex1 SW1	B mm	G mm	Version	Part Number	
 <p>Male Thread</p>	G 1/4	22	43		9					Standard	25SD AW13 MPN	
	G 3/8	22	43		9					Standard	25SD AW17 MPN	
	G 1/2	22	46		12					Standard	25SD AW21 MPN	
 <p>Female Thread</p>	G 1/4	22	43		10					Standard	25SD IW13 MPN	
	G 3/8	22	43		9					Standard	25SD IW17 MPN	
	G 1/2	24	46		12					Standard	25SD IW21 MPN	

## Valved Plugs

## RECTUS Series 25KD

	Connection A	Hex SW	L mm	D mm	L1 mm	L2 mm	Hex1 SW1	B mm	G mm	Material	Part Number	
 <p>Hose Barb</p>	6 mm	21	60		25					Standard	25SD TF06 MPN	
	8 mm	21	60		25					Standard	25SD TF08 MPN	
	9 mm	21	60		25					Standard	25SD TF09 MPN	
	10 mm	21	60		25					Standard	25SD TF10 MPN	
	13 mm	21	60		25					Standard	25SD TF13 MPN	