



Nominal Diameter

5 = 20 mm²

RECTUS Series

21KL



actual size



Technical Description

Mini industrial coupling, internationally the most common profile for this nominal diameter, in double shut-off design. Above average flow performance for liquid and gaseous media. Large band width in materials and valve variants. To be used in small applications like laboratories and chemical processes with aggressive mediums.

Dust Caps (P. 323) for coupling Part.-No. SK16S

Advantages

Single handed operation. Small dimensions. Minimum (hardly noticeable) leakage occurs when disconnecting. Air is not trapped in during the connecting process.

Working Pressure

PB = 8 bar, maximum static working pressure with safety factor of 4 to 1.

Working Temperature*

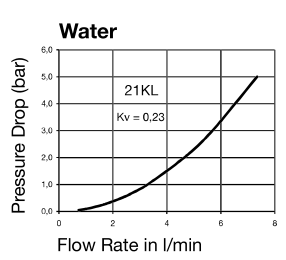
-15°C up to +200°C (FKM)
0°C up to +316°C (FFKM) depending on the medium.

*At a temperature below -15°C and above +200°C special seals are available on request.

You will find the following alternative versions in our current catalogue on page:

- ▶ Stainless Steel Single Shut-off P. 173
- ▶ Stainless Steel Double Shut-off P. 193
- ▶ Thermoplastics P. 232
- ▶ Brass/Steel Dry-Break P. 152
- ▶ Safety P. 266
- ▶ Coded Systems P. 292

Chart



Material

Coupling

- Back Body
- Valve Body
- Sleeve
- Valve
- Spring and Locking Ring
- Locking Balls
- Seals
- Inner Sleeve
- Seal bonnet

AISI 303

- AISI 303
- AISI 303
- AISI 303
- AISI 303
- AISI 301
- AISI 316
- FKM
- AISI 303
- AISI 303

AISI 316 L

- AISI 316 L
- AISI 316 L
- AISI 316 L
- AISI 316 L
- AISI 316 Ti
- AISI 316
- FKM
- AISI 316 L
- AISI 316 L

Plug

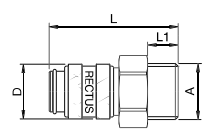
- Plug Profile
- Back Body
- Valve
- Spring
- Seal

- AISI 303
- AISI 303
- AISI 303
- AISI 301
- FKM

- AISI 316 L
- AISI 316 L
- AISI 316 L
- AISI 316 Ti
- FKM

Couplings

RECTUS Series 21KL



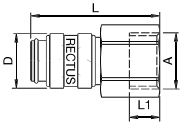
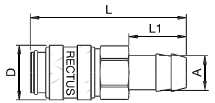
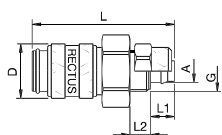
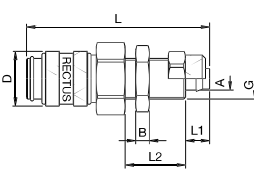
Male Thread

Connection A	Hex SW	L mm	D mm	L1 mm	L2 mm	Hex1 SW1	B mm	G mm	Version	Part Number	DS
G 1/8	14	36	16	7					AISI 303	21KL AW10 RVX	■ □
									AISI 316 L	21KL AW10 EVX	■ □
G 1/4	17	38	16	9					AISI 303	21KL AW13 RVX	■ □
									AISI 316 L	21KL AW13 EVX	■ □
G 3/8	19	38	16	9					AISI 303	21KL AW17 RVX	■ □
									AISI 316 L	21KL AW17 EVX	■ □

DS = Delivery Status: ■ in stock ■ on short call □ medium term delivery

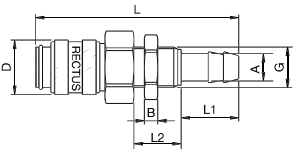
Couplings

RECTUS Series 21KL

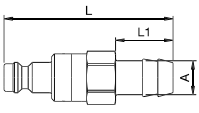
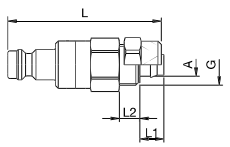
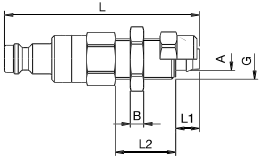
	Connection A	Hex SW	L mm	D mm	L1 mm	L2 mm	Hex1 SW1	B mm	G mm	Version	Part Number	DS	
 <p>Female Thread</p>	G 1/8	14	36	16	9					AISI 303	21KL IW10 RVX	<input type="checkbox"/>	
										AISI 316 L	21KL IW10 EVX	<input type="checkbox"/>	
	G 1/4	17	38	16	9						AISI 303	21KL IW13 RVX	<input type="checkbox"/>
											AISI 316 L	21KL IW13 EVX	<input type="checkbox"/>
 <p>Hose Barb</p>	5 mm	14	46	16	17					AISI 303	21KL TF05 RVX	<input type="checkbox"/>	
	6 mm	14	46	16	17					AISI 316 L	21KL TF08 EVX	<input type="checkbox"/>	
	8 mm	14	46	16	17						AISI 303	21KL TF09 RVX	<input type="checkbox"/>
											AISI 316 L	21KL TF09 EVX	<input type="checkbox"/>
	9 mm	14	46	16	17						AISI 303	21KL TF10 RVX	<input type="checkbox"/>
											AISI 316 L	21KL TF10 EVX	<input type="checkbox"/>
	10 mm	14	46	16	17						AISI 303	21KL TF06 RVX	<input type="checkbox"/>
											AISI 316 L	21KL TF06 EVX	<input type="checkbox"/>
	6 mm Parker	14	50	16	20						AISI 303	21KL TP06 RVX	<input type="checkbox"/>
	 <p>Plastic Hose Connection</p>	4 x 6 mm	14	42	16	7	6			M 10 x 1	AISI 303	21KL KO06 RVX	<input type="checkbox"/>
											AISI 316 L	21KL KO06 EVX	<input type="checkbox"/>
	6 x 8 mm	14	42	16	7	6				M 12 x 1	AISI 303	21KL KO08 RVX	<input type="checkbox"/>
AISI 316 L											21KL KO08 EVX	<input type="checkbox"/>	
 <p>Panel Mount, Plastic Hose Connection</p>	4 x 6 mm	14	54	16	7	18	14	4	M 10 x 1	AISI 303	21KL KS06 RVX	<input type="checkbox"/>	
										AISI 316 L	21KL KS06 EVX	<input type="checkbox"/>	
	6 x 8 mm	17	54	16	7	18	17	4	M 12 x 1	AISI 303	21KL KS08 RVX	<input type="checkbox"/>	

⚠ Please consider our security advices on the pages 12/13 ⚠

Couplings RECTUS Series 21KL

	Connection A	Hex SW	L mm	D mm	L1 mm	L2 mm	Hex1 SW1	B mm	G mm	Version	Part Number	DS	
 <p>Panel Mount, Hose Barb</p>	8 mm	17	60	16	17	14	17	4	M 12 x 1	AISI 303	21KL TS08 RVX	<input checked="" type="checkbox"/>	

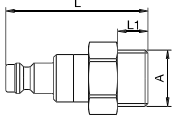
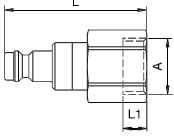
Valved Plugs RECTUS Series 21KL

	Connection A	Hex SW	L mm	D mm	L1 mm	L2 mm	Hex1 SW1	B mm	G mm	Version	Part Number	DS	
 <p>Hose Barb</p>	5 mm	14	50		17					AISI 303	21SL TF06 RVX	<input checked="" type="checkbox"/>	
										AISI 316 L	21SL TF06 EVX	<input checked="" type="checkbox"/>	
	6 mm	14	50		17					AISI 303	21SL TF08 RVX	<input checked="" type="checkbox"/>	
										AISI 316 L	21SL TF08 EVX	<input checked="" type="checkbox"/>	
	9 mm	14	50		17					AISI 303	21SL TF10 RVX	<input checked="" type="checkbox"/>	
										AISI 316 L	21SL TF10 EVX	<input checked="" type="checkbox"/>	
	10 mm	14	50		17					AISI 303	21SL TF10 RVX	<input checked="" type="checkbox"/>	
										AISI 316 L	21SL TF06 EVX	<input checked="" type="checkbox"/>	
	6 mm Parker	14	54		20					AISI 303	21SL TP06 RVX	<input checked="" type="checkbox"/>	
 <p>Plastic Hose Connection</p>	4 x 6 mm	14	46		7	6			M 10 x 1	AISI 303	21SL KO06 RVX	<input checked="" type="checkbox"/>	
										AISI 316 L	21SL KO06 EVX	<input checked="" type="checkbox"/>	
	6 x 8 mm	14	46		7	6			M 12 x 1	AISI 303	21SL KO08 RVX	<input checked="" type="checkbox"/>	
										AISI 316 L	21SL KO08 EVX	<input checked="" type="checkbox"/>	
 <p>Panel Mount, Plastic Hose Connection</p>	6 x 8 mm	17	58		7	18	17	4	M 12 x 1	AISI 303	21SL KS08 RVX	<input checked="" type="checkbox"/>	

DS = Delivery Status: in stock on short call medium term delivery

Valved Plugs

RECTUS Series 21KL

	Connection A	Hex SW	L mm	D mm	L1 mm	L2 mm	Hex1 SW1	B mm	G mm	Version	Part Number	DS	
 <p>Male Thread</p>	G 1/8	14	40			7				AISI 303	21SL AW10 RVX	<input checked="" type="checkbox"/>	
										AISI 316 L	21SL AW10 EVX	<input checked="" type="checkbox"/>	
	G 1/4	17	42			9					AISI 303	21SL AW13 RVX	<input checked="" type="checkbox"/>
											AISI 316 L	21SL AW13 EVX	<input checked="" type="checkbox"/>
	G 3/8	19	42			9					AISI 303	21SL AW17 RVX	<input checked="" type="checkbox"/>
											AISI 316 L	21SL AW17 EVX	<input checked="" type="checkbox"/>
 <p>Female Thread</p>	G 1/8	14	40			9				AISI 303	21SL IW10 RVX	<input checked="" type="checkbox"/>	
										AISI 316 L	21SL IW10 EVX	<input checked="" type="checkbox"/>	
													<input type="checkbox"/>
													<input type="checkbox"/>
													<input type="checkbox"/>
													<input type="checkbox"/>
												<input type="checkbox"/>	
												<input type="checkbox"/>	