



VV

Screw to connect standard couplings, double function sleeve.

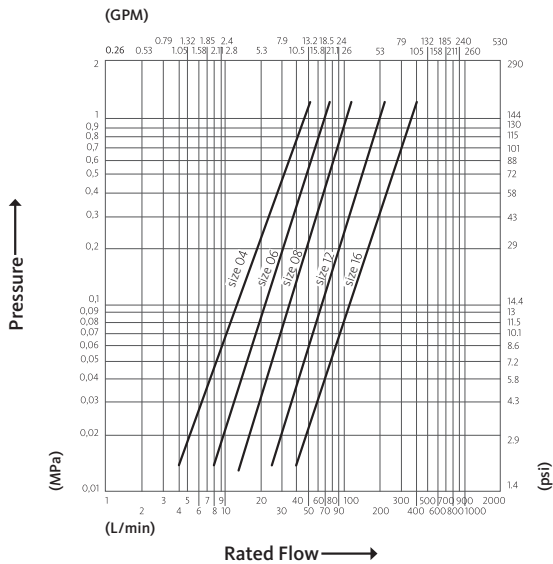
VV series couplings are very robust and reliable and allow to connect under residual pressure. Thanks to a double function sleeve it's also possible to connect a female part with either VV or NV male halves. Faster proprietary profile.



Applications



Pressure Drop



Test performed according to ISO 18869

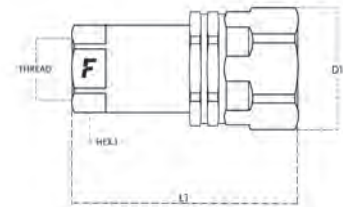
Technical Specifications

dash	Size mm	inch	Working Pressure (MPa)	Flow Rate (l/min)	Spillage (ml)	Force to Connect (N)	Burst pressure (MPa)		
							Male	Female	Male + Female
04	6.3	1/4"	35	18	0.8	140	170	150	
06	10	3/8"	30	30	1.3	120	120	150	
08	12.5	1/2"	25	65	1.8	100	130	160	
12	20	3/4"	25	100	8	100	100	120	
16	25	1"	22	140	13	90	100	100	

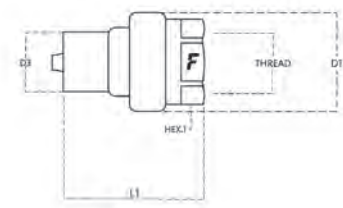
Material	Steel
Seals	NBR
Working temperatures	- 25 °C to + 125 °C
Surface treatment	MATE 500 (CrIII)
Series Interchange	FASTER

Valve Type	Poppet
Connection	Screw to Connect
Disconnection	Unscrew to Disconnect
Connection Under Pressure	Allowed Residual

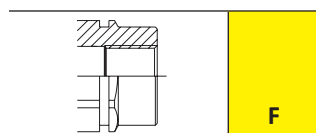





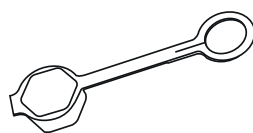
Size		Thread details			FEMALE						
mm	inch	Thread Type	Standard	Thread	Part Number	L (L1 + Thread)		D1		HEX1	
						mm	inch	mm	inch	mm	inch
6.3	1/4"	F NPTF	ANSI B1.20.3	NPTF 1/4" FEMALE	VV 14 NPT F	60	2.36	30	1.18	19	0.75
6.3	1/4"	F BSPP	ISO 1179-1	BSPP 1/4" FEMALE	VV 14 GAS F	60	2.36	30	1.18	19	0.75
10	3/8"	F BSPP	ISO 1179-1	BSPP 3/8" FEMALE	VV 38 GAS F	72	2.83	38	1.5	24	0.94
10	3/8"	F NPTF	ANSI B1.20.3	NPTF 3/8" FEMALE	VV 38 NPT F	72	2.83	38	1.5	24	0.94
12.5	1/2"	F NPTF	ANSI B1.20.3	NPTF 1/2" FEMALE	VV 12 NPT F	79	3.11	42	1.65	27	1.06
12.5	1/2"	F BSPP	ISO 1179-1	BSPP 1/2" FEMALE	VV 12 GAS F	79	3.11	42	1.65	27	1.06
20	3/4"	F NPTF	ANSI B1.20.3	NPTF 3/4" FEMALE	VV 34 NPT F	106	4.17	55	2.17	34	1.34
20	3/4"	F BSPP	ISO 1179-1	BSPP 3/4" FEMALE	VV 34 GAS F	106	4.17	55	2.17	34	1.34
25	1"	F NPTF	ANSI B1.20.3	NPTF 1" FEMALE	VV 1 NPT F	124	4.88	61.5	2.42	41	1.61
25	1"	F BSPP	ISO 1179-1	BSPP 1" FEMALE	VV 1 GAS F	124	4.88	61.5	2.42	41	1.61



Size		Thread details			MALE								
mm	inch	Thread Type	Standard	Thread	Part Number	L (L1 + Thread)		D1		D3		HEX1	
						mm	inch	mm	inch	mm	inch	mm	inch
6.3	1/4"	F NPTF	ANSI B1.20.3	NPTF 1/4" FEMALE	VV 14 NPT M	33	1.3	25.4	1	14.1	0.56	19	0.75
6.3	1/4"	F BSPP	ISO 1179-1	BSPP 1/4" FEMALE	VV 14 GAS M	34.7	1.37	25.4	1	14.1	0.56	19	0.75
10	3/8"	F BSPP	ISO 1179-1	BSPP 3/8" FEMALE	VV 38 GAS M	40.5	1.59	30.4	1.2	18.9	0.74	24	0.94
10	3/8"	F NPTF	ANSI B1.20.3	NPTF 3/8" FEMALE	VV 38 NPT M	40.5	1.59	30.4	1.2	18.9	0.74	24	0.94
12.5	1/2"	F NPTF	ANSI B1.20.3	NPTF 1/2" FEMALE	VV 12 NPT M	49	1.93	34	1.34	20.5	0.81	27	1.06
12.5	1/2"	F BSPP	ISO 1179-1	BSPP 1/2" FEMALE	VV 12 GAS M	49	1.93	34	1.34	20.5	0.81	27	1.06
20	3/4"	F NPTF	ANSI B1.20.3	NPTF 3/4" FEMALE	VV 34 NPT M	62	2.44	43.5	1.71	27.9	1.1	34	1.34
20	3/4"	F BSPP	ISO 1179-1	BSPP 3/4" FEMALE	VV 34 GAS M	62	2.44	43.5	1.71	27.9	1.1	34	1.34
25	1"	F NPTF	ANSI B1.20.3	NPTF 1" FEMALE	VV 1 NPT M	73	2.87	52	2.05	31.8	1.25	41	1.61
25	1"	F BSPP	ISO 1179-1	BSPP 1" FEMALE	VV 1 GAS M	73	2.87	52	2.05	31.8	1.25	41	1.61

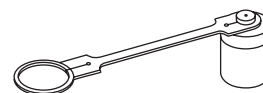
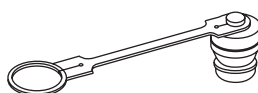


VV Accessories and Spares




PVC dust protections

page 243



Aluminium dust protections

page 252



Stainless steel dust protections

page 258