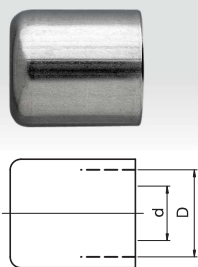


## TFK... TULEJKA ZACISKOWA DO WĘŻY WYKONANA ZE STALI NIERDZEWNEJ



Kod	d	D			
TFK1207	7	12			
TFK1510	11	15			
TFK1610	11	17			
TFK1810	13	18			
TFK1913	14	19			
TFK2013	14	20			
TFK2313	17	23			
TFK2919	22	29			

## TFP...



Kod	D			
TFP 1000	średnice od 10 - 36 mm			

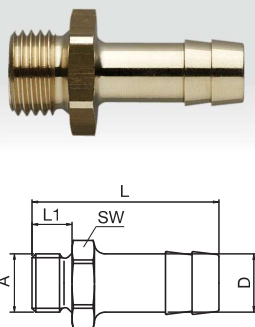
Urządzenie TFP 100 służy do ręcznego zaciskania tulejek typu TFK na przewodach niskociśnieniowych w zakresie średnic zewnętrznych od 10 do 36 mm

## TFB... OPASKA TYPU NORMA



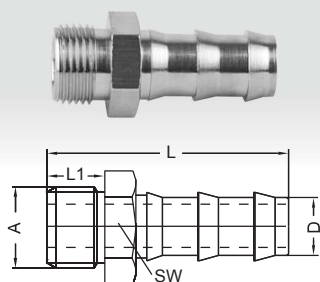
Kod	D	d			
TFB0814	8-12	8			
TFB1016	10-17	10			
TFB1318	12-22	13			
TFB2232	22-32	19			

## TF... TULEJA DO WĘŻA, GWINT ZEWNĘTRZNY



Kod	A	D	L	L1	SW
TFM810	M8 x 0,75	9 mm	33,5	7	11
TFM1010	M10 x 1	9 mm	33,5	7	11
TF1/810	1/8"	9 mm	33	7	14
TF1/410	1/4"	10 mm	35	9	17
TFM1213	M12 x 1,5	13 mm	40	9	15
TF1/413	1/4"	13 mm	42	9	17
TFM1413	M14 x 1,5	13 mm	43	10	17
TFM1613	M16 x 1,5	13 mm	40	9	17
TF3/813	3/8"	13 mm	42	9	19
TFM2419	M24 x 1,5	19 mm	56	16	27
TF1/219	1/2"	19 mm	54	12	24
TF3/419	3/4"	19 mm	60	16	32

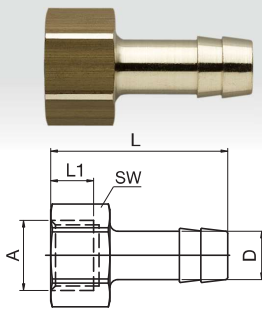
## TP... TULEJA DO WĘŻA PUSH-ON, GWINT ZEWNĘTRZNY



Kod	A	D	L	L1	SW
TP1/410	1/4"	10 mm	40	8	17
TP1/413	1/4"	13 mm	43	8	17
TP3/810	3/8"	10 mm	41	9	22
TP3/813	3/8"	13 mm	45	9	22
TP1/213	1/2"	13 mm	47	10	27
TP1/216	1/2"	16 mm	55	10	27
TP3/416	3/4"	16 mm	58,5	12	32
TP3/419	3/4"	19 mm	65	12	32

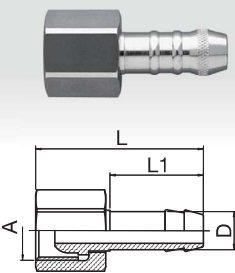


**TFI... TULEJA DO WĘŻA, GWINT WEWNĘTRZNY**



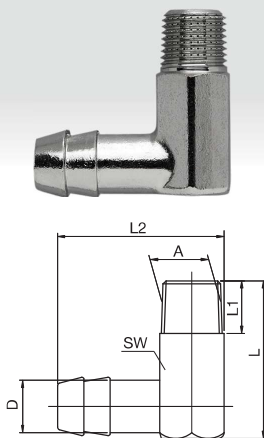
Kod	A	D	L	L1	SW
TFI1/810	1/8"	10 mm	33	8	14
TFI1/410	1/4"	10 mm	33	8	17
TFIM1410	M14 x 1,5	10 mm	32	10	17
TFI1/413	1/4"	13 mm	39	8	17
TFIM1613	M16 x 1,5	13 mm	40	10,5	22
TFI3/813	3/8"	13 mm	40	8	19

**TFC... TULEJA DO WĘŻA Z NAKRĘTKĄ OBROTOWĄ**



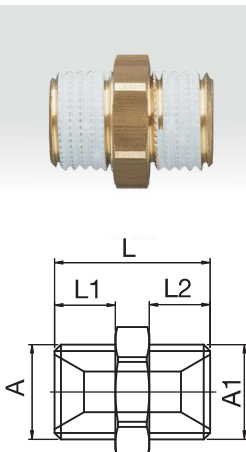
Kod	A	D	L	L1	SW
TFC14	M14 x 1,5	9	39,5	22	17
TFC1/4	G 1/4	9	39,5	22	17
TFC16	M16 x 1,5	13	39	25	22
TFC3/8	G 3/8	13	39	25	22
TFC1/2	G 1/2	13	45	25	24
TFC24	M24 x 1,5	19	52	32	30
TFC3/4	G 3/4	19	52	32	32

**TFV... KOLANKO DO WĘŻA, GWINT ZEWNĘTRZNY**



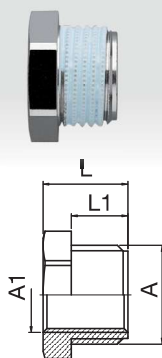
Kod	A	D	L	L1	SW
TFVM810	M8 x 0,75	10 mm	27	9	11
TFVM1010	M10 x 1	10 mm	27	9	11
TFV1/810	1/8"	10 mm	27	9	11
TFV1/410	1/4"	10 mm	34	11	15
TFV1/413	1/4"	13 mm	34	11	15
TFVM1413	M14 x 1,5	13 mm	34	11	15
TFV3/813	3/8"	13 mm	35	12	17
TFVM2419	M24 x 1,5	19 mm	47	16	24
TFV1/219	1/2"	19 mm	47	16	24

**TFD... ŁĄCZNIK GWINT ZEWNĘTRZNY**



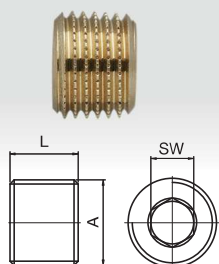
Kod	A	A1	L	L1	L2	SW
TFD14	M14 x 1,5	M14 x 1,5	23	9	9	17
TFD14-1/4	M14 x 1,5	G 1/4	23	9	9	17
TFD1/4	G 1/4	G 1/4	23	9	9	17
TFD16	M16 x 1,5	M16 x 1,5	23	9	9	19
TFD16-3/8	M16 x 1,5	G 3/8	23	9	9	19
TFD3/8	G 3/8	G 3/8	23	9	9	19
TFD1/2-14	G 1/2	M14 x 1,5	27	12	9	22
TFD1/2-16	G 1/2	M16 x 1,5	27	12	9	22
TFD1/2	G 1/2	G 1/2	30	12	12	22
TFD24-1/2	M24 x 1,5	G 1/2	36	16	12	27
TFD3/4	G 3/4	G 3/4	40	16	16	27
TFD3/4-24	G 3/4	M24 x 1,5	40	16	16	27

## TF... REDUKCJA KRÓTKA



Kod	A	A1	L	L1	SW
TF1/4-1/8	G 1/4	G 1/8	11	7	17
TF14-10	M14 x 1,5	M10 x 1	11	7	17
TF3/8-1/4	G 3/8	G 1/4	13	9	19
TF18-14	M18 x 1,5	M14 x 1,5	14	9	22
TF1/2-3/8	G 1/2	G 3/8	18	12	24
TF3/7-1/2	G 3/4	G 1/2	24	16	27
TF24-16	M24 x 1/5	M16 x 1,5	24	16	27

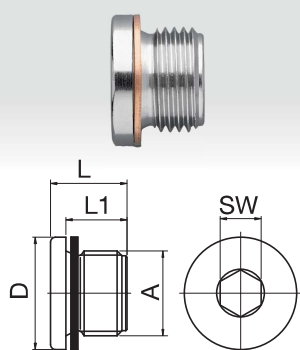
## TFR.../C KOREK STOŻKOWY / CYLINDRYCZNY



Kod - stoż.	Kod - cyl.	A	L	SW
TFRM8	TFRM8C	M8 x 0,75	8	4
TFRM10	TFRM10C	M10 x 1	8	5
TFR1/8 *	TFR1/8C	1/8"	8	5
TFRM12	TFRM12C	M12 x 1,5	8	6
TFR1/4 *	TFR1/4C	1/4"	10	7
TFRM14	TFRM14C	M14 x 1,5	10	7
TFR3/8 *	TFR3/8C	3/8"	10	8
TFR1/2 *	TFR1/2C	1/2"	10	10

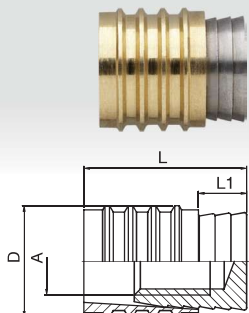
\* - mosiądz nikielowy

## TFL... KOREK Z KOŁNIERZEM Z GWINTEM CYLINDRYCZNYM



Kod	A	D	L	L1	SW
TFLM10	M10 x 1	14	11	8	5
TFLR1/8	G 1/8	14	11	8	5
TFLM12	M12 x 1,5	17	15	12	6
TFLR1/4	G 1/4	18	15	12	6
TFLM14	M14 x 1,5	19	15	12	6
TFLR3/8	G 3/8	22	15	12	8
TFLR1/2	G 1/2	26	18	14	10

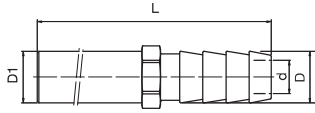
## TFVS... KOREK



Kod	A	D	L	L1	SW
TFVS6	M3	6	11,5	3,5	
TFVS8	M4	8	11,5	3,5	
TFVS10	M6	10	14	4	
TFVS12	M6	12	14	4	
TFVS16	M8	16	16	4	

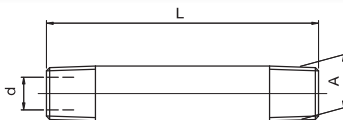


## TF... PRZEDŁUŻKA Z TULEJĄ DO WĘŻA



Kod	D	D1	d	L	SW
TF10/120	10 mm	10	6	120 mm	11
TF10/240	10 mm	10	8	240 mm	11
TF13/150	13 mm	14	9	150 mm	15
TF13/300	13 mm	14	9	300 mm	15

## TF... PRZEDŁUŻKA DWUSTRONNIE GWINTOWANA



Kod	A	d	L
TF1/8/50	R1/8"	6	50 mm
TF1/8/100	R1/8"	6	100 mm
TF1/8/150	R1/8"	6	150 mm
TF1/8/200	R1/8"	6	200 mm
TF1/4/50	R1/4"	9	50 mm
TF1/4/100	R1/4"	9	100 mm
TF1/4/150	R1/4"	9	150 mm
TF1/4/200	R1/4"	9	200 mm
TF3/8/100	R3/8"	12	100 mm
TF3/8/150	R3/8"	12	150 mm
TF3/8/200	R3/8"	12	200 mm

## ROTAMETR



Kod	A	A1	L	Uszczelnienie	Przepływ
5ROT07AW21W26M	G 1/2"	G 3/4"	81	NBR	2-8 l/min
5ROT10AW33AW33M	G 1"	G 1"	104	NBR	4-15 l/min
5ROT12AW33AW33M	G 1"	G 1"	104	NBR	8-30 l/min

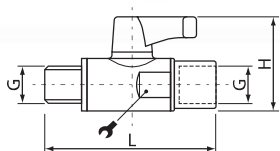

Parametry techniczne:

Temperatura pracy: 0°C do + 100°C

Ciśnienie robocze: 0-10 bar

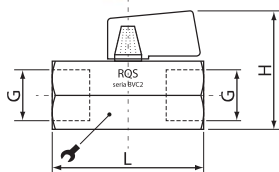
Materiał: miedź

## BVC1 MF SERIA MIKRO - ZAWÓR KULOWY Z GWINTEM ZEWNĘTRZNO - WEWNĘTRZNYM BSPP



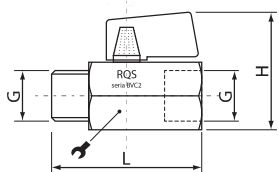
Kod	G	🐾	DN	L	H
BVC1 MF18 B (niebieski)	1/8"	14	5,5	39	29
BVC1 MF18 R (czerwony)	1/8"	14	5,5	39	29
BVC1 MF14 B (niebieski)	1/4"	14	5,5	44,5	29
BVC1 MF14 R (czerwony)	1/4"	14	5,5	44,5	29

### BVC2 F SERIA MINI - ZAWÓR KULOWY Z GWINTEM WEWNĘTRZNYM BSP



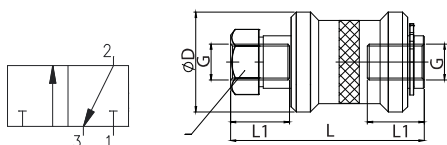
Kod	G	↻	DN	L	H
BVC2 F14	1/4"	20	8	39	37
BVC2 F38	3/8"	20	8	42	37
BVC2 F12	1/2"	24	10	47	41

### BVC2 MF SERIA MINI - ZAWÓR KULOWY Z GWINTEM ZEWNĘTRZNO-WEWNĘTRZNYM BSP



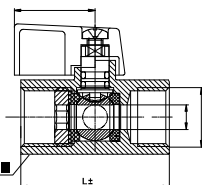
Kod	G	↻	DN	L	H
BVC2 MF14	1/4"	20	8	39	37
BVC2 MF38	3/8"	20	8	40	37
BVC2 MF12	1/2"	24	10	45	41

### SVB - ZAWÓR SUWAKOWY RĘCZNY 3/2 Z GWINTEM WEWNĘTRZNYM BSP



Kod	G	↻	L	L1	D
SVB F18	1/8"	14	48	15	25
SVB F14	1/4"	19	58	12,5	30
SVB F38	3/8"	22	70	13	35
SVB F12	1/2"	27	75	15	40
SVB F34	3/4"	32	83	16,5	49

### BV110 - ZAWÓR KULOWY RĘCZNY MINI ZE STALI NIERDZEWNEJ



Kod (wew./wew.)	G	↻	Ø d	L	D
BV110 FG02 S6P ...*	1/4"	21	7	42	7
BV110 FG03 S6P ...*	3/8"	21	7	42	7
BV110 FG04 S6P ...*	1/2"	24,5	9,2	46	9,2
Kod (zew./wew.)	G		Ø d	L	D
BV110 FMG02 S6P ...*	1/4"	21	7	42	7
BV110 FMG03 S6P ...*	3/8"	21	7	42	7
BV110 FMG04 S6P ...*	1/2"	24,5	9,2	46	9,2

\*R – czerwony uchwyt, B – niebieski uchwyt

