RACCORDI CONNECTORS

FOR

Oleodinamico:
è detto oleodinamico un dispositivo od impianto azionato mediante olio in pressione.
La FOR si occupa della costruzione di raccordi che permettono la realizzazione di questi dispositivi od impianti.

Hydraulic:
is said an hydraulic actuator or a system activated by means of pressurized oil.
FOR produces connectors used in these actuator or systems.

Catalogo / *Catalogue N°1 - Rev.09*

INDICE
INDEX

12 RACCORDI OLEODINAMICI SPECIALI
SPECIAL CONNECTORS

16 GUIDA ALLA COMPILAZIONE DEGLI ORDINI
HOW TO ORDER PROCEDURE

17 CODIFICA RACCORDI SPECIALI
ENCODING SPECIAL CONNECTORS

18 SISTEMA DI CONNESSIONE DEI RACCORDI PER TUBI SVASATI A 37°
CONNECTING SYSTEM TO 37° FLARED TUBE

21 SISTEMA DI CONNESSIONE DEI RACCORDI A TENUTA FRONTALE ORFS
ORFS CONNECTING SYSTEM

26 SISTEMA DI CONNESSIONE DEI RACCORDI A 24° DIN 3861
24° DIN 3861 CONNECTING SYSTEM

28 SISTEMA DI CONNESSIONE DEI RACCORDI A TENUTA CONICA 60° (BSP)
60° BSP CONNECTING SYSTEM

30 DIMENSIONI DELLE SEDI FILETTATE
THREAD PORTS DIMENSIONS

40 DIMENSIONI DELLE SEDI PER FLANGE
DIMENSION FOR SAE FLANGE PORTS

44 ATTREZZATURE
EQUIPMENT AND TOOLING

46 IMBALLI
PACKING

Tabelle dimensionali / *Tables of dimensions*

49 **1° PARTE** / ***PART 1***
RACCORDI PER TUBI SVASATI - 37°
37° - FLARED TUBE CONNECTORS

145 **2° PARTE** / ***PART 2***
RACCORDI A TENUTA FRONTALE ORFS
CONNECTORS O-RING FACE SEAL

215 **3° PARTE** / ***PART 3***
RACCORDI A 24° DIN 3861
24° CONNECTORS DIN 3861

343 **4° PARTE** / ***PART 4***
RACCORDI A TENUTA CONICA 60° (BSP)
BRITISH STANDARD PIPE (BSP) CONNECTORS 60° SEAT

409 **5° PARTE** / ***PART 5***
FLANGE A SALDARE O BRASARE E SEMIFLANGE
BRAZE OR WELD-ON FLANGES AND SPLIT FLANGES

439 **6° PARTE** / ***PART 6***
RACCORDI PORTAGOMMA – ORIENTABILI E TAPPI
PUSH-ON HOSE – ADJUSTABLE CONNECTORS AND PLUGS

Tavole di ricerca per codice / *Search by code tables*

483 INDICE NUMERICO
NUMERICAL INDEX

FOR S.p.a.

Strada Comunale Segadizzo, 2/A
44028 Poggio Renatico
Ferrara (Italia)
tel. +39 0532 825211
fax +39 0532 825798
www.forfittings.it
e-mail: for@forfittings.it

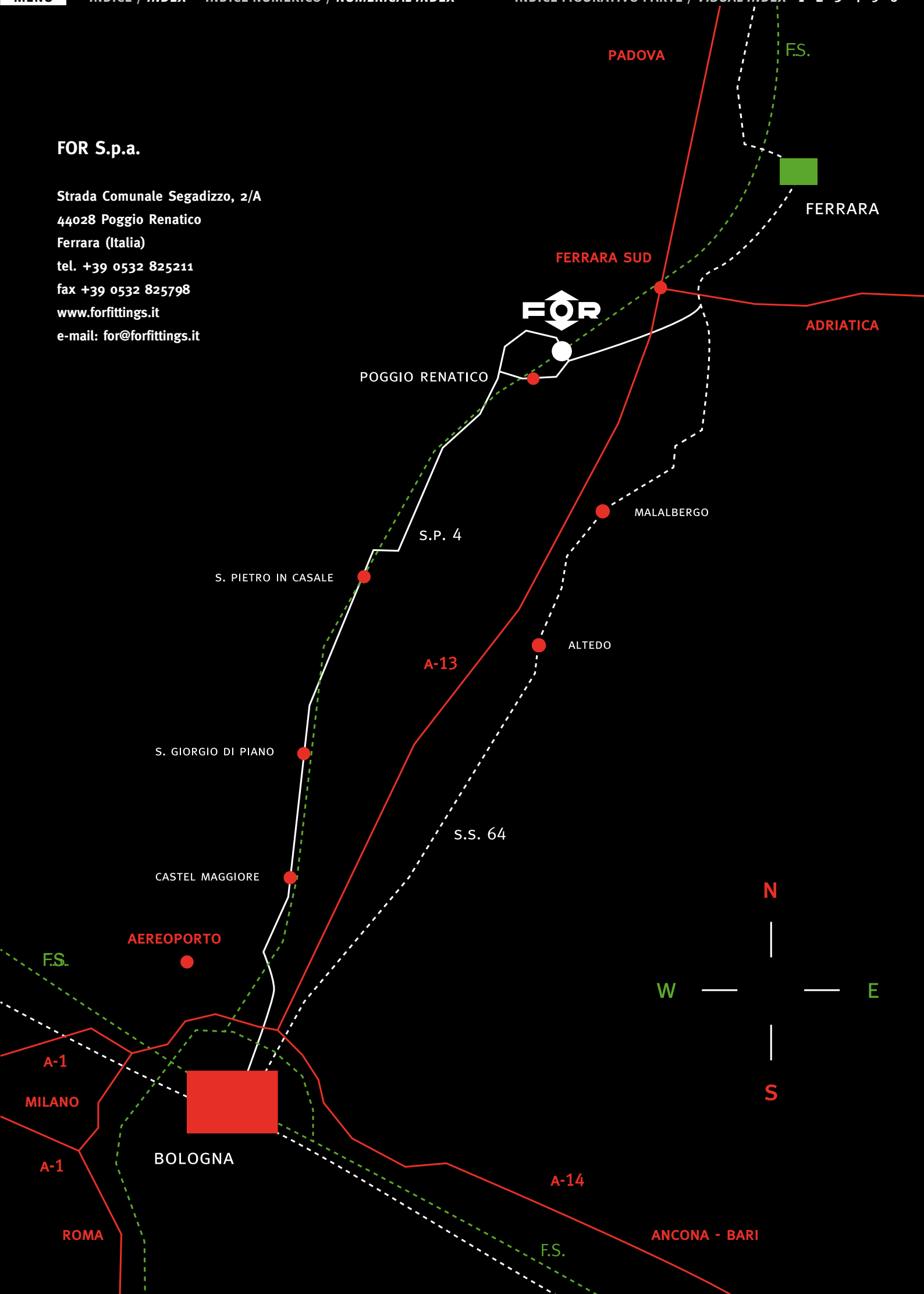

Ph. Carlo Coppitz

SISTEMA DI GESTIONE AMBIENTALE CERTIFICATO
IN CONFORMITÀ ALLA NORMA ISO 14001:2004
ENVIRONMENTAL MANAGEMENT SYSTEM CERTIFIED
IN COMPLIANCE WITH THE STANDARD ISO14001:2004

SISTEMA DI GESTIONE DELLA QUALITÀ CERTIFICATO
IN CONFORMITÀ ALLE NORME ISO 9001:2008 E ISO/TS 16949:2009
QUALITY MANAGEMENT SYSTEM CERTIFIED IN COMPLIANCE WITH THE
STANDARDS ISO 9001:2008 AND ISO/TS 16949:2009

SISTEMA DI GESTIONE SALUTE E SICUREZZA SUL LAVORO CERTIFICATO
IN CONFORMITÀ ALLA NORMA OHSAS 18001:2007
HEALT AND SAFETY MANAGEMENT SYSTEM CERTIFIED
IN COMPLIANCE WITH THE STANDARD OHSAS 18001:2007

INTRODUZIONE
INTRODUCTION

FOR produce raccordi oleodinamici e tubi flessibili.
Nasce nel 1960 come distaccamento della Borghi, azienda operante nello stesso settore.
Nel corso degli anni FOR ha acquisito, rispetto alla casa madre, una totale indipendenza, affermandosi, nel 1979, come entità autonoma.
Attualmente si colloca tra le aziende leader in Italia e all'estero.
Qualità, spirito imprenditoriale, apertura alle idee innovative hanno guidato FOR all'avanguardia nella produzione di raccordi e tubi flessibili. Tecnologie moderne, personale formato in azienda, gestione interna della quasi totalità del processo produttivo sono alcune delle strategie attuate per raggiungere la qualità totale.

FOR manufactures fluid power connectors and hose assemblies.
It was established in 1960 as a Borghi branch operating in the same sector.
Along the years FOR has gained full independence from its mother company becoming autonomous company.
Nowadays FOR rank among the leaders in Italy and abroad.
Manufacturing quality, spirit of enterprise, open mindness have guided its growth in the connectors and hose assemblies fields.
Modern technologies, company trained personnel, productive processes internally managed are some of the strategies introduced to achieve the total quality objectives.

2

SUPERFICIE 23.500 MQ
spazio coperto 11.500 mq
spazio aperto 12.000 mq

SPACE 23.500 MQ
covered area 11.500 mq
uncovered area 12.000 mq

1

Ogni sforzo della FOR
è rivolto in questa direzione:
anticipatrice di una concezione
produttiva tesa al rispetto
dei lavoratori e dell'ambiente,
l'azienda si è imposta regole
di comportamento tali da precorrere
le attuali norme
di infortunistica, inquinamento,
salvaguardia ambientale,
a cui oggi è, ovviamente,
e senza alcuno sforzo, allineata.
Efficacemente inserita
nel territorio circostante,
FOR si distingue per le sapienti
soluzioni architettoniche
degli edifici e del verde nonostante
si sviluppi su 11.500 mq.
di superficie coperta,
con altri 12.000 mq.
di superficie scoperta.

3

FLUSSO DI LAVORO
WORK FLOW

4

FLUSSO DI LAVORO

1 magazzino materie prime
2 lavorazione meccanica
3 zincatura
4 assemblaggio
5 magazzino prodotto finito

WORK FLOW

1 raw materials warehouse
2 mechanical machining
3 zinc plating
4 assembly
5 finished product warehouse

5

All FOR efforts are aimed in that directions and to meet workers as well as environment objectives.
FOR has imposed to itself behaviours such to anticipate the present safety rules, antipollution laws, environment protection whose compliance, today, is easily met.
FOR immersed harmoniously in the surrounding, and is well distinguished for its architectural solutions and green landscape although it develops over 11.500 square meters of roofed area and additional 12.000 square meters of uncovered surface.

Qualità, ricerca, innovazione, ottimizzazione delle risorse umane, flessibilità e capacità di reazione nonchè stimolo al mercato, sono alcune delle caratteristiche che fanno della FOR un'azienda proiettata verso le sfide future.
Il ciclo di produzione osserva criteri rivolti al raggiungimento della massima qualità fin dai magazzini. Da qui le materie prime passano alle lavorazioni meccaniche attuate con le più moderne tecnologie.

Quality, research, innovation, improvement of its human resources, flexibility and reactive capacities are some of the characteristics making FOR a company projected toward future challenges.
The manufacturing process follows criteria aimed to meet maximum quality starting from the warehouse. From here the raw materials are trasformed through the most modern technologies.

1

2

6

4

5

3

1 Laboratorio chimico - Camera nebbia salina *Chemical laboratory - Salt spray test* 2 Raccordi finiti *Finished connectors*
3 Raccordi zincati *Plated connectors* 4 Laboratorio metrologico *Metrological laboratory*
5 Dettaglio laboratorio chimico *Chemical laboratory detail* 6 Banchi ad impulsi *Impulse test facilities*

L'attenzione che FOR dedica ai prodotti è riscontrabile nella cura che presta al particolare in ogni momento del ciclo produttivo. Partecipazione a meeting sullo sviluppo dell'oleodinamica e certificazioni internazionali confermano ancor più l'alto livello di qualità della FOR.

The care FOR offers to the products can be proved by the attention paid by FOR to details in any moment of the productive cycle. Participation to fluid power seminars for hydraulic development and international certifications additionally confirm FOR high quality.

1



2

5

6

1 Ufficio tecnico *Engineering department* 2 Ingresso *Entrance* 3 Ricezione *Reception*
4 Sala riunioni *Meeting room* 5 Uffici commerciali *Commercial offices* 6 Ufficio amministrativo *Administration department*

3

4

RACCORDI OLEODINAMICI SPECIALI

SPECIAL CONNECTORS

Tutti i raccordi oleodinamici di nostra produzione sono realizzati a partire da barre trafilate controllate (raccordi diritti e dadi) e forgiati (raccordi sagomati) in acciaio. Tutti i raccordi oleodinamici, ad eccezione di quelli destinati ad operazioni di saldatura, sono sottoposti ad un trattamento di zincatura superficiale esente da Cromo Esavalente in accordo alla **DIRETTIVA EUROPEA 2000/53/CE**, secondo gli standard previsti dalle specifiche **ASTM-B-117** e **ISO 9227**, che garantisce una resistenza di oltre 400 ore all'ossidazione bianca in nebbia salina. Le parti filettate vengono protette mediante appositi tappi di plastica che garantiscono il mantenimento di un elevato grado di pulizia interno.

All connectors we manufacture are produced with controlled bar stock (straight connectors and nuts), and steel forging (shaped connectors).
All connectors, except those to be welded, will go through a Hexavalent Chrome free zinc plating surface treatment, according to ***EUROPEAN DIRECTIVE 2000/53/CE****.*
We guarantee a resistance to white corrosion of over 400 hours in salt spray test, according to standard ***ASTM-B-117*** *and* ***ISO 9227****.*
All threaded ends are always protected with plastic caps, in order to guarantee the preservation of the high internal cleanliness level.

RACCORDI CON STROZZATURA

RESTRICTED ORIFICE CONNECTORS

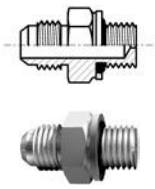

RACCORDI OLEODINAMICI SPECIALI

SPECIAL CONNECTORS

Oltre ai raccordi di produzione standard la FOR grazie ad una elevata flessibilità è in grado di progettare e realizzare in tempi brevi raccordi speciali che soddisfano le più svariate richieste dei clienti.
Di seguito vengono riportate alcune famiglie rappresentative.

Beside the standard production, FOR, thanks to its high flexibility is able to provide with special parts which satisfy various customers requests.
Some of the most representative ranges are shown here below.

MINIPRESE PROVA PRESSIONE

TEST COUPLINGS

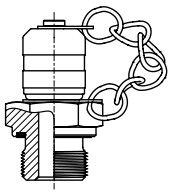

RACCORDI CON FILTRO

SCREEN CONNECTORS

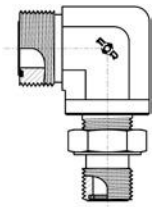

RACCORDI OLEODINAMICI SPECIALI

SPECIAL CONNECTORS

RACCORDI PORTAGOMMA

PUSH-ON HOSE CONNECTORS

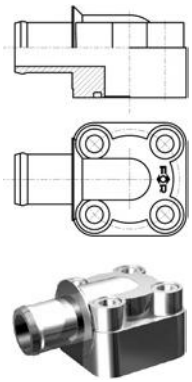

RACCORDI A SALDARE

BRAZE OR WELD-ON CONNECTOR

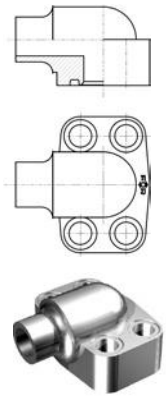

RACCORDI CON VALVOLA

CONNECTORS WITH VALVES

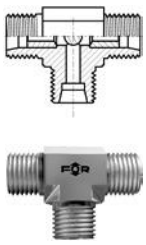

RACCORDI OLEODINAMICI SPECIALI

SPECIAL CONNECTORS

BLOCCO SPECIALE

MANIFOLD

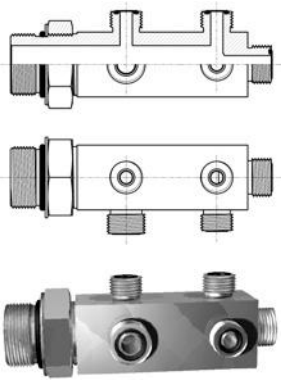

TAPPI CON MAGNETE

MAGNET PLUGS

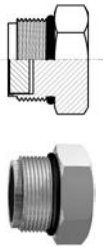

RACCORDI CON FORGIATI SPECIALI

CONNECTORS WITH SPECIAL FORGED

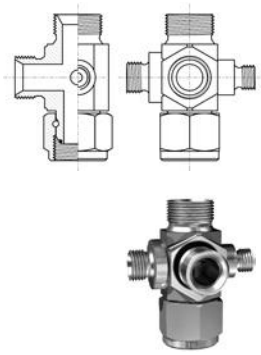

GUIDA ALLA COMPILAZIONE DEGLI ORDINI
HOW TO ORDER PROCEDURE

A														

La parte alfabetica contraddistinta da una lettera indica il tipo di materiale e lo stato di fornitura.
The first digit, a letter, identifies material and state of supply.

A	1	0	2	0	2	3								

La parte numerica contraddistinta da sei cifre individua la forma del raccordo e il tipo di estremità.
The second set composed of six digits, identifies the shape of fitting and type of end.

A	1	0	2	0	2	3			1	2			1	7

L'ultima parte contraddistinta da due o quattro cifre definisce le dimensioni delle estremità.
The last set of digits, two or four, identifies the dimension of fitting's ends.

IL RIFERIMENTO COMPLETO DA RIPORTARE SUGLI ORDINI È COSÌ COMPOSTO

I riferimenti formulati con le lettere "A" e "K" presuppongono la fornitura del solo corpo raccordo o flangia in acciaio al carbonio completi di guarnizioni e rondelle.

THE COMPLETE CODING TO BE ENTERED ON ORDERS IS COMPOSED AS FOLLOW

Items shown beginning with letters "A" and "K" indicate that connector or flange is to be supplied made out of carbon steel without nut or sleeve where applicable but complete of O.Ring and retaining ring.

E	1	0	2	0	2	3	/	1	2	1	7

Esempio:
Per richiedere il raccordo di pag 62 in acciaio inox.
Example:
To order the connector on page 62 made out stainless steel.

MATERIALI SPECIALI

Quando per talune applicazioni specifiche l'acciaio al carbonio normalmente utilizzato nella costruzione dei raccordi risultasse inadeguato è possibile richiedere materiali alternativi sostituendo nel riferimento del raccordo la prima lettera con quella corrispondente al vostro fabbisogno consultando il prospetto sotto indicato.

NON STANDARD SUPPLIES

For some special applications, carbon steel normally used may not be acceptable. Alternative materials could be supplied by changing the prefix letter according to the table below illustrated and indicating the standard required.

MATERIALE *MATERIAL*	COMPOSIZIONE *COMPOSITION*	CODICE *CODE*
OTTONE *BRASS*	SOLO CORPO *BODY ONLY*	C
ACCIAIO INOX *STAINLESS STEEL*		E
ALLUMINIO *ALUMINIUM*		G
ASTM A105		X

CODIFICA RACCORDI SPECIALI
ENCODING SPECIAL CONNECTORS

ISTRUZIONI PER LA CODIFICA

È possibile richiedere raccordi speciali che presentano combinazioni dimensionali diverse da quelle previste in tabella se la nuova soluzione soddisfa le seguenti condizioni:

- Il profilo geometrico del nuovo raccordo si identifica con il disegno illustrato in tabella
- Le dimensioni nominali dell'estremità richieste sono presenti in tabella
- Le quote d'ingombro relative al nuovo raccordo sono conseguenti alle dimensioni di estremità.

Se tali condizioni sono soddisfatte, utilizzando gli schemi sotto indicati, elencare in sequenza le dimensioni dell'estremità richieste nell'ordine indicato in figura.

CODING PROCEDURE

Fittings having thread combinations other than those listed in our catalogue can be ordered if the following conditions are met:

- *The geometric shape of any new connector meets with those in the table*
- *The nominal dimension of the new connector ends are shown in our catalogue*
- *The new connector overall dimensions will be those originated by the end sizes.*

If in agreement with the above conditions then list the required connector's ends in the same sequence as illustrated.

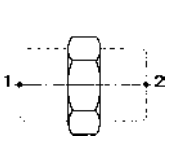

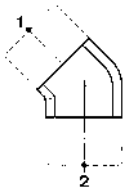

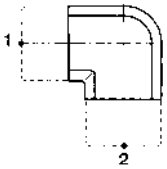

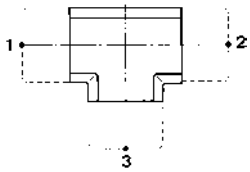

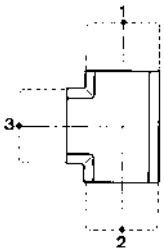

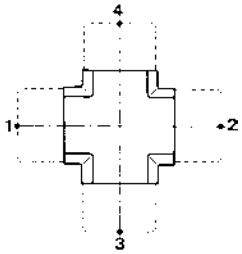

ESEMPI EXAMPLES

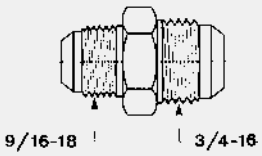

Desiderate ricevere un raccordo in acciaio presente, a pag. 60 con le dimensioni dei terminali indicate chiederete:
SA 102001 - (9/16-18) (3/4-16) che verrà da noi codificato per le forniture SA 102001-1012 la lettera "S" sta ad indicare un'esecuzione speciale.

Should you wish a connector in page 60 with following threads: SA 102001 - (9/16-18) (3/4-16) this will be by FOR encoded as: SA 102001-1012 whereas the letter "S" stands for special.

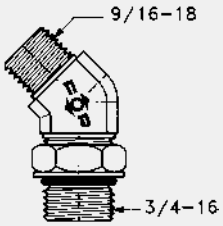

Volendo richiedere un raccordo in acciaio con tenuta frontale di pag. 162 chiederete:
SA 505007 - (9/16-18) (3/4-16) da noi codificato SA 505007-0619.

Or a face seal ORFS connector: From page 162 you may order: SA 505007 - (9/16-18) (3/4-16) by FOR encoded as SA 505007-0619.

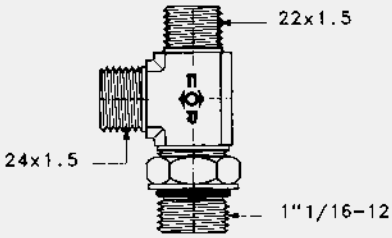

Volendo richiedere un raccordo con tenuta a 24° DIN come a pag. 259 chiederete:
SA 713508 - (22x1,5) (1''1/16-12) (24x1,5) da noi codificato SA 713508-142716.

Or 24° Din connector: From page 259 you may order: SA 713508 - (22x1,5) (1''1/16-12) (24x1,5) by FOR encoded as SA 713508-142716.

SISTEMA DI CONNESSIONE DEI RACCORDI PER TUBI SVASATI A 37°
CONNECTING SYSTEM TO 37° FLARED TUBE

Questo tipo di accoppiamento garantisce la massima sicurezza negli impianti oleodinamici.
Il sistema si realizza collegando un tubo rigido svasato a 37° ad un corpo/raccordo (adattatore) per mezzo di dado e bussola.

This type of assembly ensures very high safety of hydraulic system. The assembly is achieved by connecting a 37° flared tube to a connector body and locking the two parts together by means of a nut and a sleeve.



PRINCIPALI CARATTERISTICHE

- Ottime prestazioni sino a pressioni molto elevate anche in presenza di colpi d'ariete o di shock termici
- La bussola in sede di montaggio assicura l'autoallineamento del tubo all'asse del raccordo, in fase di serraggio evita sollecitazioni meccaniche sul tubo, durante l'esercizio smorza le vibrazioni
- I raccordi si connettono indifferentemente con tubi in pollici o in millimetri
- La condotta non subisce deformazioni, si mantiene costante e non dà luogo a perdite di carico apprezzabili
- Le caratteristiche del sistema sono garantite anche effettuando molteplici montaggi e smontaggi o sostituzioni delle parti.

MATERIALI E PROTEZIONI

I raccordi vengono normalmente costruiti in acciaio, ricavandoli in parte da barre di trafila controllate (raccordi diritti e dadi) in parte da stampaggio (raccordi sagomati e bussole); è previsto l'utilizzo di materiali diversi per la costruzione quali ottone, alluminio o acciaio inossidabile, qualora il cliente ne faccia specifica richiesta.
Tutti i raccordi ad eccezione di quelli destinati ad operazioni di saldatura subiscono un trattamento di zincatura esente da Cromo Esavalente in accordo alla **DIRETTIVA EUROPEA 2000/53/CE** che garantisce una resistenza di oltre 400 ore all'ossidazione bianca in nebbia salina secondo le specifiche **ASTM-B-117** e **ISO 9227**.
Le parti filettate vengono protette con appositi tappi.

GUARNIZIONI

I raccordi vengono forniti completi di guarnizioni e rondelle da illustrazioni a tabella.

MAIN CHARACTERISTICS

- *The assembly performs extremely well even under severe vibrations, pressure burts and thermal shocks*
- *On tightening, the sleeve ensures tube alignment with fitting axis, reduces mechanical strain on tube and dampens vibrations*
- *Connectors can be equally coupled to metric or inch-tubes*
- *The conduit doesn't undergo distortion, remains constant and pressure drops are negligible*
- *The system efficiency remains equally guaranteed after several disassembly and assembly operations or individual replacement of any component.*

MATERIAL AND SURFACE PROTECTION

Connectors are normally made of steel and obtained from machining of controlled bar-stock (straight fittings, nuts) or by hot or cold forming (shaped fittings, sleeves). Alternative materials such as brass, aluminium, stainless steel available upon request.
All connectors, excepted those to be welded, will go through a Hexavalent Chrome free zinc plating surface treatment, according to ***EUROPEAN DIRECTIVE 2000/53/CE****.*
We guarantee a resistance to white corrosion of over 400 hours in salt spray test, according to standard ***ASTM-B-117*** *and* ***ISO 9227****.*
All threads are shock protected with plastic caps or plugs.

SEALS

All connectors requiring seals are supplied with O.Ring seals and retaining washers when required. See table and illustration.

SVASATURA TUBO
TUBE FLARING

La svasatura del tubo può essere eseguita in due diverse soluzioni:

- a parete semplice per spessori elevati
- a parete doppia per spessori sottili.

Poichè dalla corretta esecuzione di tale lavorazione dipende la qualità dell'accoppiamento realizzato, è indispensabile all'atto della preparazione attenersi ad alcune regole generali che possono essere così riassunte.

Il materiale del tubo da utilizzare deve consentire la deformazione senza generare, specie sul cono interno, screpolature o sfogliamenti di materiale. In genere tale risultato è garantito da materiali aventi un allungamento minimo del 21%.

Il taglio sull'estremità da svasare deve essere perpendicolare all'asse del tubo.

Il tratto rettilineo di estremità sufficiente a consentire un corretto posizionamento sulla macchina a svasare utilizzando attrezzature standard (orientativamente il valore del tratto oscilla da 38 a 50 mm).

Rispettare i valori della tabella a fianco per la svasatura.

Tube flaring can take place in two different ways:

- *Tube to be single flared if walls are sufficiently thick*
- *Tube to be double flared if walls are too thin.*

Since a proper sealing depend to a great extend by the flaring operation compliance to some basic rules is of the utmost importance.

Tube material has to be of quality such not to exfoliate or crack on the inside of the cone when flared.

Generally good results are obtained on tube steels having an elongation of min 21%.

The tube cutting is to be perpendicular to its axis.

Tube straight portion has to be sufficient to allow a correct positioning on the flaring machine using standard tooling. Generally the straight portion ranges from 38 to 50 mm.

For better flaring results comply with dimensions given in the table to the right.

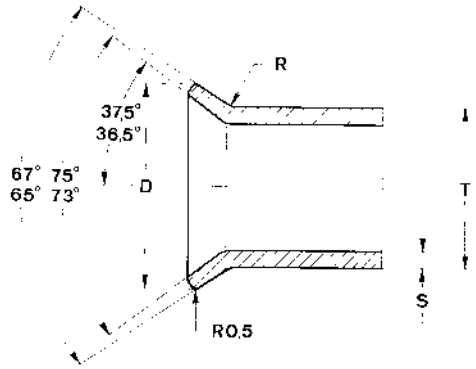

T Ø EST. TUBO TUBE O.D.	D		S	D1		S1	R
	MIN.	MAX.	MAX.	MIN.	MAX.	MAX.	
6	8,4	9,2	1,5	8,4	9,2	0,88	0,8
8	10,1	10,8	1,5	10,1	10,8	0,88	0,8
10	12	12,5	1,5	12	12,5	1,2	1
12	16	16,7	2	16	16,7	1,2	1,5
14	18,8	19,5	2	18,8	19,5	1,2	1,5
15	19,4	20	2	19,4	20	1,2	1,5
16	19,4	20	2,5	19,4	20	1,2	1,5
18	23,5	24	2,5	23,5	24	1,2	2
20	24	24,5	2,5	24	24,5	1,5	2
22	26,2	27,2	3	26,2	27,2	1,5	2
25	29,5	30,2	3	29,5	30,2	1,5	2,3
30	37,4	38	3	37,4	38	1,5	2,3
32	37,6	38,3	3	37,6	38,3	1,5	2,3
38	43,5	44,5	4	43,5	44,5	1,5	2,8

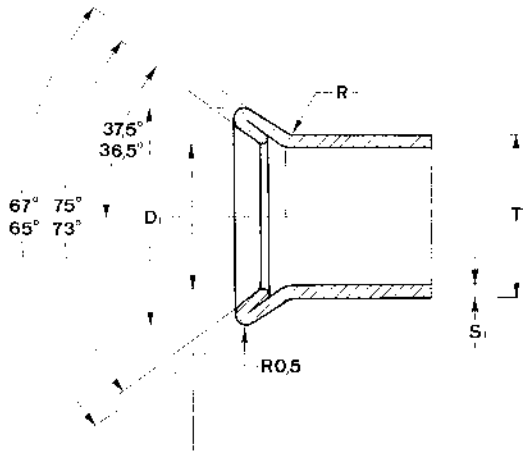

Uguale o maggiorato di 1 mm. al diametro interno del tubo.

Same as or 1 mm. bigger than tube I.D.

DATI GENERALI
GENERAL DATA

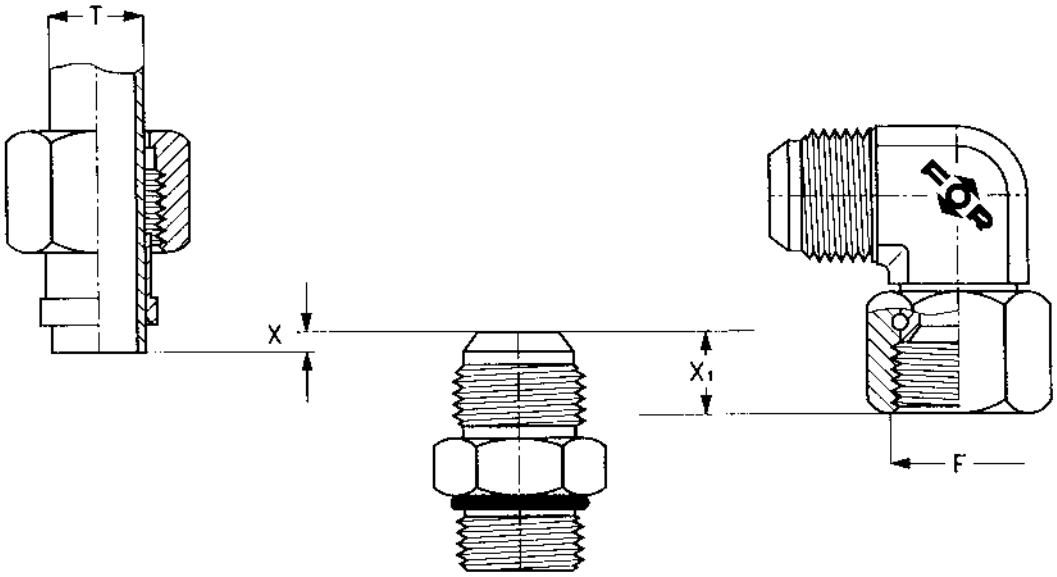

La tabella sottoindicata riassume dati di utilità generale richiesti nelle fasi di progettazione e montaggio dei raccordi.

The here below table resumes the general data required for connectors design and assembly.

T Ø EST. TUBO TUBE O.D.		SPESSORE TUBO MAX MAX TUBE THICKNESS	F FILETTATURA THREAD	X RIF.	X1 RIF.	COPPIA DI SERRAGGIO ASSEMBLY TORQUE	*PRESSIONE DI ESERCIZIO WORKING PRESSURE	
MM.	IN.	MM.		MM.	MM.	N.M	MPA	BAR
6	1/4	1,5	7/16-20	2	10	15-18	45,0	450
8	5/16	1,5	1/2-20	2	11	19-25	41,6	416
10	3/8	1,5	9/16-18	2	11,5	24-31	35,0	350
12	1/2	2,0	3/4-16	3	13	49-60	35,0	350
14		2,0	7/8-14	3,5	15,5	77-85	33,0	330
15		2,0	7/8-14	3,5	15,5	77-85	31,0	310
16	5/8	2,5	7/8-14	3,5	15,5	77-85	35,0	350
18	3/4	2,5	1"1/16-12	3,5	17,5	107-115	32,0	320
20		2,5	1"1/16-12	3,5	17,5	107-115	30,0	300
22	7/8	3,0	1"3/16-12	3,5	18	118-130	31,5	315
25	1"	3,0	1"5/16-12	5	18,5	147-170	29,0	290
30		3,0	1"5/8-12	5	20,5	200-240	25,0	250
32	1"1/4	3,0	1"5/8-12	5	20,5	200-240	24,0	240
38	1"1/2	4,0	1"7/8-12	5	23	240-300	25,0	250

*Per determinare la pressione di esercizio del raccordo adottare il valore minore risultante dal confronto con la pressione della relativa estremità montata sulla sede (vedi tabelle pag. 32÷36 e pag. 40÷43).
The connector working pressure to be used is the lowest value between the comparison with the pressure of ports ends (see charts page 32÷36 and page 40÷43).

SISTEMA DI CONNESSIONE DEI RACCORDI A TENUTA FRONTALE ORFS
ORFS CONNECTING SYSTEM



PRINCIPALI CARATTERISTICHE

Componenti base del sistema:

- Dado di serraggio
- Bussola
- Corpo raccordo in svariate forme avente su una o più estremità frontali sedi O.Ring
- O.Ring in mescola nitrilica con durezza Shore "A" 85÷90 idoneo per temperature massime comprese -20°C +120°C.

I vantaggi che questo tipo di connessione offrono sono:

- Sottostare a depressioni e pressioni elevate
- Assenza di perdite (anche in presenza di gas)
- Resistenza a serraggi elevati
- I raccordi si connettono indifferentemente con tubi in pollici o in millimetri
- Facilità di montaggio (non richiesti particolari accorgimenti)
- Possibilità di effettuare montaggi e smontaggi ripetuti, sostituendo, se necessario, per usura o invecchiamento l'O.Ring.

MATERIALI E PROTEZIONI

I raccordi vengono costruiti in acciaio, ricavandoli in parte da barre di trafila controllate (raccordi diritti e dadi) in parte da stampaggio (raccordi sagomati). Tutti i raccordi ad eccezione di quelli destinati ad operazioni di saldatura subiscono un trattamento di zincatura esente da Cromo Esavalente in accordo alla **DIRETTIVA EUROPEA 2000/53/CE** che garantisce una resistenza di oltre 400 ore all'ossidazione bianca in nebbia salina secondo le specifiche **ASTM-B-117** e **ISO 9227**. Le parti filettate vengono protette con appositi tappi.

GUARNIZIONI

I raccordi vengono forniti completi di guarnizioni e rondelle come da illustrazioni a tabella.

MAIN CHARACTERISTICS

Components of system:

- *Nut*
- *Sleeve*
- *Connectors body having various configurations and O.Ring seats on one more of its ends*
- *NBR O.Ring °Shore "A" 85÷90 temperature range -20° +120°C.*

The advantages of this type of connection are:

- *Vacuum and high pressures*
- *No leakages (even to gases)*
- *Can withstand high nut torque*
- *Connectors can be equally coupled to metric or inch-tubes*
- *Easy to assemble (no special skill required)*
- *Can withstand repeated assemblies, replacing only O.Ring when and if required by wear and aging.*

MATERIALS AND SURFACE PROTECTIONS

Connectors are normally made of steel and obtained from machining of controlled bar-stock (straight connectors nuts) or by hot or cold forming (shaped connectors sleeves). All connectors, excepted those to be welded, will go through a Hexavalent Chrome free zinc plating surface treatment, according to ***EUROPEAN DIRECTIVE 2000/53/CE****. We guarantee a resistance to white corrosion of over 400 hours in salt spray test, according to standard* ***ASTM-B-117*** *and* ***ISO 9227****. All threads are shock protected with plastic caps or plugs.*

SEALS

All connectors requiring seals are supplied with O.Ring, seals and retaining washers when necessary. See table and illustration.

PREPARAZIONE TUBO
TUBE PREPARATION

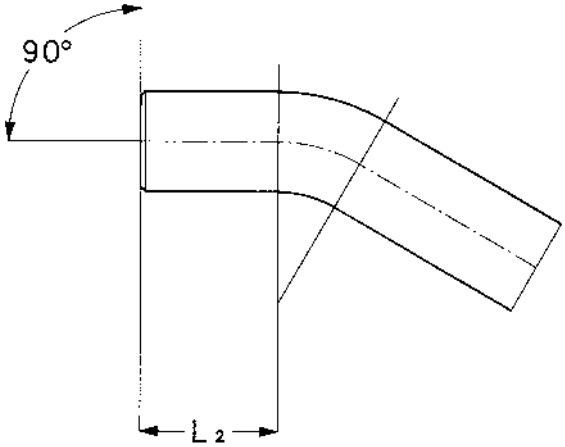

IL TRATTO RETTILINEO L2 NON DEVE ESSERE INFERIORE AI SEGUENTI VALORI

STRAIGHT TUBE SECTION L2 SHALL NOT BE LESS THAN THE GIVEN DIMENSIONS

DA FROM	MM
ø 6 - 12	38
ø 14 - 20	45
ø 22 - 38	50

Le figure schematizzano le soluzioni possibili per la preparazione dei tubi rigidi che si collegano con raccordi a tenuta frontale.
La scelta della forma "A" presuppone l'utilizzo di materiali e criteri di esecuzione già espressi per i tubi svasati, ovvero:

- Il materiale del tubo da utilizzare deve consentirne la deformazione senza generare sui bordi o sul piano d'appoggio screpolature o sfogliamenti (in genere tale risultato è garantito da materiali aventi un allungamento minimo del 21%)
- Il taglio dell'estremità da deformare deve risultare perpendicolare all'asse tubo come raffigurato
- Il tratto rettilineo deve rispettare il valore L2 indicato per consentire un corretto posizionamento sulla macchina utilizzando attrezzature standard
- La scelta della forma "B" diventa obbligata quando i tratti rettilinei o gli spessori di parete utilizzati non rientrano nei parametri indicati a tabella.

Here is a description of the way tubes can be prepared to mate with ORFS connectors.
The choice of form "A" demands that tube characteristics and process criteria be similar to pipes to be flared, precisely:

- *Tube material has to be of quality such not to exfoliate or crack on the inside when flanged. Generally good result are obtained on tube steels having an elongation of min. 21%*
- *Tube cutting on the end to be flanged has to result perpendicular to its axis as shown*
- *Tube straight portion shall be according to L2 to allow a correct positioning using machine standard tooling*
- *The last choice is the form "B". This solution is mandatory when tube straight portion is too short or tube wall thickness are not listed among dimensions in the table.*

PREPARAZIONE TUBO
TUBE PREPARATION

Le tabelle sottostanti definiscono i diametri ed i valori di spessori di parete dei tubi. Per ricavare la lunghezza di taglio effettiva del tubo aggiungere L oppure sottrarre L1 alla lunghezza effettiva richiesta secondo la soluzione adottata.

The tables hereunder sets tube diameters and tube wall thickness. To obtain the effective tube cutting length add L or L1 from the effective cutting length according to chosen system.

FORMA A / *FORM* A

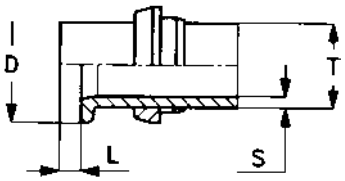

FORMA B / *FORM* B

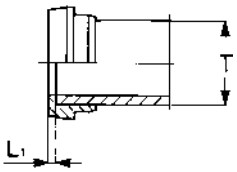

T Ø EST. TUBO TUBE O.D.	S SP. PARETE WALL THICK	L	D		L1
MM.	MM.	MM.	MIN.	MAX.	MM.
6	1		12,0	12,7	1
	1,5				
8	1				2
	1,5				
10	1	2,5	15,0	15,7	
	1,5	2			1
	2	1,5			
12	1,5	3			
	2	2,5	18,0	18,8	1
	2,5	2			
14	1,5				
	2				2
	2,5				
15	1,5	4,5			
	2	4	22,5	23,4	2
	2,5	3,5			
16	1,5	4			
	2	3,5			1,5
	2,5	3			
	3	2,5			
18	1,5				
	2	5	26,5	27,8	1,5
	2,5	4,5			
	3	4			

T Ø EST. TUBO TUBE O.D.	S SP. PARETE WALL THICK	L	D		L1
MM.	MM.	MM.	MIN.	MAX.	MM.
20	2	4			
	2,5	3,5	26,5	27,8	1,5
	3	3			
	3,5	2,5			
22	2				
	2,5				3
	3				
25	2,5	4,5	32,5	34,0	
	3	4			1,5
	4	3			
	5	2			
28	2				
	2,5				3
	3				
30	2	5,5			
	2,5	5	39,5	40,5	3
	3	4,5			
	4				
32	3	4			
	4				1,5
35	3				
	4		47,5	48,5	3,5
38	3	7			
	4	6			1,5

DATI GENERALI
GENERAL DATA

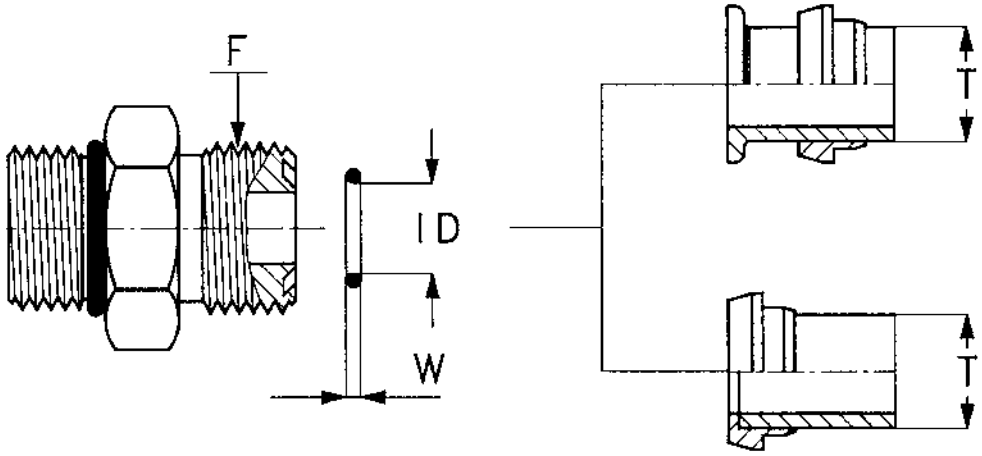

La tabella sottoindicata riporta la correlazione tra diametri di tubo ed estremità dei raccordi con relative guarnizioni, nonchè coppie di serraggio e pressioni di esercizio consigliate.

The table below shows the combinations between tube diameters and connector's ends complete with O.Rings, relevant assembly torques and recommended operating pressures.

T Ø EST. TUBO TUBE O.D.		F FILETTATURA THREAD	O.RING			COPPIA DI SERRAGGIO ASSEMBLY TORQUE	*PRESSIONE MASSIMA DI ESERCIZIO MAXIMUM WORKING PRESSURE	
MM.	IN.		ID	W	RIF.	N.M	MPA	BAR
6	1/4	9/16-18	7,66	1,78	0-18076	25-28	63,0	630
8	5/16	11/16-16	9,25	1,78	0-18092	40-44	63,0	630
10	3/8	11/16-16	9,25	1,78	0-18092	40-44	63,0	630
12	1/2	13/16-16	12,42	1,78	0-18124	55-62	63,0	630
14		1"-14	15,60	1,78	0-18156	80-90	42,0	420
15		1"-14	15,60	1,78	0-18156	80-90	42,0	420
16	5/8	1"-14	15,60	1,78	0-18156	80-90	42,0	420
18	3/4	1"3/16-12	18,77	1,78	0-18187	120-130	42,0	420
20		1"3/16-12	18,77	1,78	0-18187	120-130	42,0	420
22	7/8	1"7/16-12	23,52	1,78	0-18235	150-170	42,0	420
25	1"	1"7/16-12	23,52	1,78	0-18235	150-170	42,0	420
28		1"11/16-12	29,87	1,78	0-18298	180-200	35,0	350
30		1"11/16-12	29,87	1,78	0-18298	180-200	35,0	350
32	1"1/4	1"11/16-12	29,87	1,78	0-18298	180-200	35,0	350
35		2"-12	37,82	1,78	0-18378	220-260	35,0	350
38	1"1/2	2"-12	37,82	1,78	0-18378	220-260	35,0	350

*Per determinare la pressione di esercizio del raccordo adottare il valore minore risultante dal confronto con la pressione della relativa estremità montata sulla sede (vedi tabelle pag. 32÷36 e pag. 40÷43). Le guarnizioni vengono eseguite in mescola NBR °SHORE-A 85 ± (temperatura massima d'impiego -20°C +120°C). Per applicazioni speciali pregasi consultare il nostro ufficio tecnico.

The connector working pressure to be used is the lowest value between the comparison with the pressure of ports ends (see charts page 32÷36 and page 40÷43).

Standard O.Rings: NBR °SHORE-A 85 ± (Max. temp. rang. -20°C +120°C). Additional compounds available on request. For special applications, please contact our technical department.

DATI GENERALI
GENERAL DATA

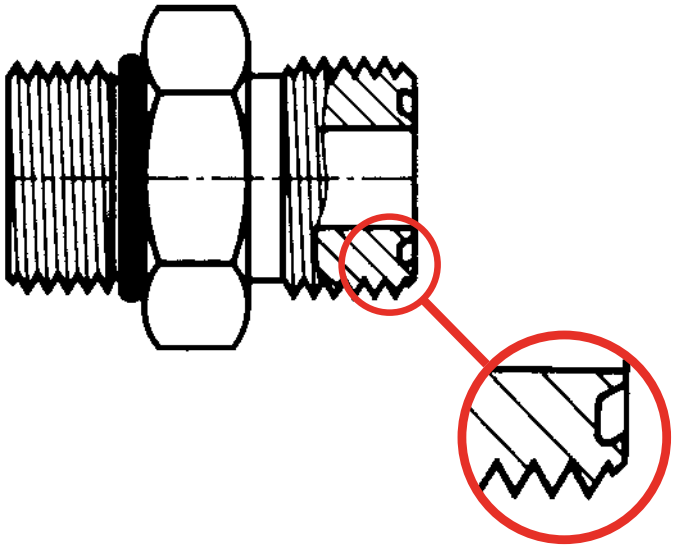

I codici di catalogo offrono per questa gamma di raccordi una sede O.Ring di forma geometrica conforme alla nuova norma ISO 8434-3. Tale norma, pur utilizzando guarnizioni dimensionalmente standard, consente un alloggiamento permanente delle stesse entro la sede senza ricorrere all'ausilio di sostanze aggiuntive.
I vantaggi:

- Tempi e spazi ridotti per il montaggio. Non è più necessario provvedere all'inserimento della guarnizione sul raccordo e quindi oltre a semplificare l'operazione, si elimina la presenza di contenitori aggiuntivi per le guarnizioni e le sostanze ausiliari di fissaggio
- Gestione semplificata. Essendo la guarnizione parte integrante del corpo raccordo non sono più necessari ordini specifici o quanto meno posizioni di magazzino dedicate
- Collegamenti più sicuri. La mancanza di particolari accorgimenti da seguire al montaggio rende l'operazione totalmente sicura e non influenzata dal livello di professionalità dell'operatore.

For this range of fittings, the catalogue codes feature a geometrically shaped O.Ring housing which conforms to the new ISO 8434-3 standard. This particular shape, while using standard-sized fittings, allows for permanent housing within the seat without the need for using any additive substances.
Advantage:

- *Reduced assembly times. In fact, when assembling connector to tube, there is no need to insert the O.Ring into the groove with the addition of grease or else to prevent fall-off when in critical positions. O.Ring is already in place*
- *Easier handling. The O.Ring being permanently part of connector need not to be ordered separately nor to be handled as an inventory item*
- *Safer connections. Since it calls for no extra operations at assembly, it reduces the need for higher professional operators.*

SISTEMA DI CONNESSIONE DEI RACCORDI A 24° DIN 3861
24° DIN 3861 CONNECTING SYSTEM



PRINCIPALI CARATTERISTICHE

Questi tipi di raccordi possono essere assemblati nelle seguenti applicazioni:

- Codolo a saldare con sede O.Ring
- Possibilità di utilizzare il corpo raccordo per assemblare il tubo con anello mordente.

I vantaggi che questo tipo di connessione offre sono:

- Pressioni elevate
- Assenze di perdite (anche in presenza di gas nei tipi con guarnizione di tenuta)
- Buona resistenza a serraggi elevati
- Facilità di montaggio
- Possibilità di effettuare montaggi e smontaggi ripetuti sostituendo se necessario le guarnizioni per usura o invecchiamento.

MATERIALI E PROTEZIONI

I raccordi vengono normalmente costruiti in acciaio, ricavandoli in parte da barre di trafila controllate (raccordi diritti e dadi) in parte da stampaggio (raccordi sagomati). Tutti i raccordi ad eccezione di quelli destinati ad operazioni di saldatura subiscono un trattamento di zincatura esente da Cromo Esavalente in accordo alla **DIRETTIVA EUROPEA 2000/53/CE** che garantisce una resistenza di oltre 400 ore all'ossidazione bianca in nebbia salina secondo le specifiche **ASTM-B-117** e **ISO 9227**.
Le parti filettate vengono protette con appositi tappi.

GUARNIZIONI

I raccordi vengono forniti completi di guarnizioni e rondelle come da illustrazioni a tabella.

MAIN CHARACTERISTICS

These connectors can be assembled with following methods:

- *O.Ring weld-on nipple*
- *Connector body to be fitted with tube bite ferrule*

Advantage offered by this connecting method are:

- *High working pressures*
- *No leakages (even to gases when the tube is fitted with elastomeric seal)*
- *Good torque resistance*
- *Easy to assemble*
- *Can withstand repeated assemblies replacing the seal if required by wear and aging.*

MATERIAL AND SURFACE PROTECTION

Connectors are normally made of steel and obtained from machining of controlled bar-stock (straight connectors, nuts) or by hot or cold forming (shaped connectors, sleeves). All connectors, excepted those to be welded, will go through a Hexavalent Chrome free zinc plating surface treatment, according to ***EUROPEAN DIRECTIVE 2000/53/CE****. We guarantee a resistance to white corrosion of over 400 hours in salt spray test, according to standard* ***ASTM-B-117*** *and* ***ISO 9227****. All threads are shock protected with plastic caps or plugs.*

SEALS

Connectors are supplied with O.Ring seals and retaining washer as per the table and illustration.

DATI GENERALI
GENERAL DATA

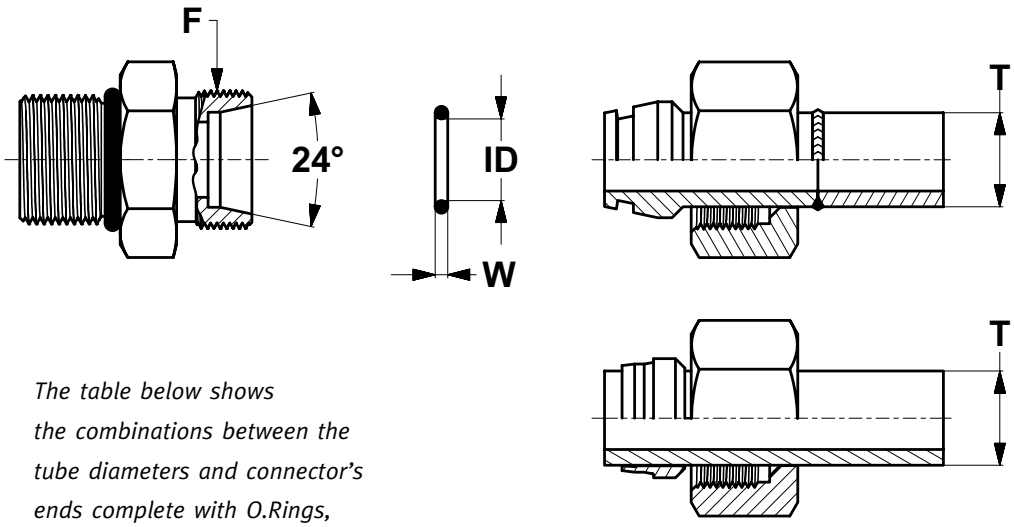

La tabella sottoindicata riporta la correlazione tra diametri di tubo ed estremità dei raccordi con relative guarnizioni, nonchè coppie di serraggio e pressioni di esercizio consigliate.

The table below shows the combinations between the tube diameters and connector's ends complete with O.Rings, relevant assembly torques and recommended operating pressures.

T Ø EST. TUBO TUBE O.D.		F FILETTATURA THREAD	O.RING			COPPIA DI SERRAGGIO ASSEMBLY TORQUE	*PRESSIONE DI ESERCIZIO WORKING PRESSURE	
SERIE	MM.		ID	W	RIF.	N.M	MPA	BAR
LEGGERA - LIGHT (L)	6	12x1,5	4,0	1,5	0-15040	13-15	31,5	315
	8	14x1,5	6,0	1,5	0-15060	15-18	31,5	315
	10	16x1,5	7,5	1,5	0-15075	25-28	31,5	315
	12	18x1,5	9,0	1,5	0-15090	27-30	31,5	315
	15	22x1,5	12,0	2	0-20120	50-60	31,5	315
	18	26x1,5	15,0	2	0-20150	60-75	31,5	315
	22	30x2	20,0	2	0-20200	85-105	25,0	250
	28	36x2	26,0	2	0-20260	120-140	16,0	160
	35	45x2	32,0	2,5	0-25320	170-190	16,0	160
	42	52x2	38,0	2,5	0-25380	190-230	16,0	160
PESANTE - HEAVY (S)	6	14x1,5	4,0	1,5	0-15040	14-16	63,0	630
	8	16x1,5	6,0	1,5	0-15060	25-28	63,0	630
	10	18x1,5	7,5	1,5	0-15075	27-30	63,0	630
	12	20x1,5	9,0	1,5	0-15090	43-54	63,0	630
	14	22x1,5	10,0	2	0-20100	50-62	63,0	630
	16	24x1,5	12,0	2	0-20140	60-75	40,0	400
	20	30x2	16,3	2,4	0-24163	90-110	40,0	400
	25	36x2	20,3	2,4	0-24203	125-145	40,0	400
	30	42x2	25,3	2,4	0-24253	170-190	40,0	400
	38	52x2	33,3	2,4	0-24333	200-245	31,5	315

*Per determinare la pressione di esercizio del raccordo adottare il valore minore risultante dal confronto con la pressione della relativa estremità montata sulla sede (vedi tabelle pag. 32÷36 e pag. 40÷43). Le guarnizioni vengono eseguite in mescola NBR °SHORE-A 85 ± 5 (temperatura massima d'impiego -20°C +120°C). Per applicazioni speciali pregasi consultare il nostro ufficio tecnico.

The connector working pressure to be used is the lowest value between the comparison with the pressure of ports ends (see charts page 32÷36 and page 40÷43).

Standard O.Rings: NBR °SHORE-A 85 ± 5 (Max. temp. rang. -20°C +120°C). Additional compounds available on request. For special applications, please contact our technical department.

SISTEMA DI CONNESSIONE DEI RACCORDI A TENUTA CONICA 60° (BSP)

60° BSP CONNECTING SYSTEM



PRINCIPALI CARATTERISTICHE

Componenti base del sistema:

- Dado di serraggio
- Codolo a saldare con sede per O.Ring
- Corpo raccordo in svariate forme
- O.Ring in mescola nitrilica con durezza °Shore "A" 70 idoneo per temperature comprese tra -20°C +120°C.

I vantaggi che questo tipo di connessione offre sono:

- Pressioni elevate
- Assenza di perdite (anche in presenza di gas)
- Buona resistenza a serraggi elevati
- Facilità di montaggio
- Possibilità di effettuare montaggi e smontaggi ripetuti, sostituendo, se necessario, per usura o invecchiamento l'O.Ring.

MATERIALI E PROTEZIONI

I raccordi vengono normalmente costruiti in acciaio, ricavandoli in parte da barre di trafila controllate (raccordi diritti e dadi) in parte di stampaggio (raccordi sagomati). Tutti i raccordi ad eccezione di quelli destinati ad operazioni di saldatura subiscono un trattamento di zincatura esente da Cromo Esavalente in accordo alla **DIRETTIVA EUROPEA 2000/53/CE** che garantisce una resistenza di oltre 400 ore all'ossidazione bianca in nebbia salina secondo le specifiche **ASTM-B-117** e **ISO 9227**.
Le parti filettate vengono protette con appositi tappi.

GUARNIZIONI

I raccordi vengono forniti completi di guarnizioni e rondelle come da illustrazioni e tabella.

MAIN CHARACTERISTICS

Components of system:

- *Nut*
- *Weld-on nipple with O.Ring seat*
- *Fitting's body having various configurations*
- *NBR O.Ring °Shore "A" 70 temperature range -20°C +120°C.*

The advantages of this type of connections are:

- *High pressures*
- *No leakages (even to gases)*
- *Can withstand reasonably high nut torque*
- *Easy to assemble*
- *Can withstand repeated assemblies replacing only the O.Ring when and if required by wear or aging.*

MATERIAL AND SURFACE PROTECTION

Connectors are normally made of steel and obtained from machining of bar-stock (straight connectors, nuts) or by hot or cold forming (shaped connectors, sleeves). All connectors, excepted those to be welded, will go through a Hexavalent Chrome free zinc plating surface treatment, according to ***EUROPEAN DIRECTIVE 2000/53/CE****. We guarantee a resistance to white corrosion of over 400 hours in salt spray test, according to standard* ***ASTM-B-117*** *and* ***ISO 9227****. All threads are shock protected with plastic caps or plugs.*

SEALS

Connectors are supplied with O.Ring, seals and retaining washer as per the table and illustration.

DATI GENERALI
GENERAL DATA

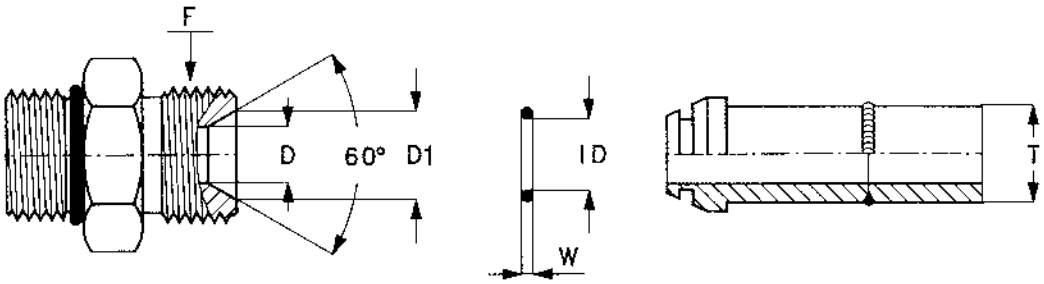

La tabella sottoindicata riporta la correlazione tra diametri di tubo ed estremità dei raccordi con relative guarnizioni, nonchè coppie di serraggio e pressioni di esercizio consigliate.

The table below shows the combinations between tube diameters and connector's ends complete with O.Ring, relevant assembly torques and raccomended operating pressures.

T Ø EST. TUBO TUBE O.D.		F FILETTATURA THREAD	D(1)	D_1(1)	O.RING			COPPIA DI SERRAGGIO ASSEMBLY TORQUE	*PRESSIONE DI ESERCIZIO WORKING PRESSURE	
MM.	IN.		MAX.	±0,15	ID	W	RIF.	N.M	MPA	BAR
5	3/16	1/8	4	7,5	SENZA O.R. / WITHOUT O.R.			12-14	35,0	350
6	1/4	1/4	5,5	10,4	6,5	1,0	0-10065	20-25	40,0	400
10	3/8	3/8	8,5	14,0	8,1	1,6	0-16081	35-40	40,0	400
12	1/2	1/2	11,5	17,5	12,1	1,6	0-16121	50-60	35,0	350
16	5/8	5/8	13,5	19,3	13,1	1,6	0-16131	60-70	35,0	350
20	3/4	3/4	17,0	22,9	17,1	1,6	0-16171	90-110	35,0	350
25	1"	1"	22,0	28,7	22,1	1,6	0-16221	120-140	30,0	300
32	1"1/4	1"1/4	28,5	36,8	29,1	1,6	0-16291	190-220	25,0	250
38	1"1/2	1"1/2	34,0	42,7	35,1	1,6	0-16351	240-270	25,0	250

*Per determinare la pressione di esercizio del raccordo adottare il valore minore risultante dal confronto con la pressione della relativa estremità montata sulla sede (vedi tabelle pag. 32÷36 e pag. 40÷43).
(1) Le quote indicate sono condizione primaria per un corretto accoppiamento con i codoli rappresentati. Estremità maschio con valori D e D1 alternativi dovranno essere accoppiati con codoli sferici o conici senza O.Ring.
The connector working pressure to be used is the lowest value between the comparison with the pressure of ports ends (see charts page 32÷36 and page 40÷43).
(1) Given dimensions are basic for a correct matching with listed weld-on nipples. Male ends having D and D1 other than listed ones shall be matched with spherical or conical weld-on, nipples without O.Ring.

DIMENSIONI DELLE SEDI FILETTATE
THREAD PORTS DIMENSIONS

UNF-UN

F DIMENSIONI DIMENSIONS	7/16-20	1/2-20	9/16-18	3/4-16	7/8-14	1"1/16-12	1"3/16-12	1"5/16-12	1"5/8-12	1"7/8-12
ØEST NOM. OD NOM.	11,11	12,7	14,29	19,05	22,23	26,99	30,16	33,34	41,27	47,62
ØINT MIN. ID MIN.	9,85	11,5	12,95	17,5	20,45	24,85	27,9	31,3	39,1	45,5
A MAX.	1,5	1,5	1,5	2,5	2,5	2,5	2,5	3	3	3
B MIN.	12	12	13	15	17	20	20	20	20	20
B_1 MIN.	14	14	16	18	20	24	24	24	24	24
C MIN.	5	6	7,5	10	12,5	16	18	21	27	33
D	16,5	18,5	20,5	26	29,5	36,5	40,5	44,5	55	62
D_1 MIN.	21	23	25	30	34	41	45	49	58	65
D_2 MIN.	15	16	18	22	26	32	35	38	48	54
D_3 ±0,05	12,45	14,05	15,70	20,65	24	29,20	32,40	35,55	43,55	49,90
E ±0,2	2,5	2,6	2,7	2,7	2,7	3,5	3,5	3,5	3,5	3,5
K ±1°	12°	12°	12°	15°	15°	15°	15°	15°	15°	15°
L RIF.	9,5	9,5	10,5	12	13,5	15,5	15,5	15,5	15,5	15,5
*O.RING	0-18089	0-18105	0-20119	0-22163	0-24192	0-29235	0-29266	0-29297	0-30375	0-30437
COPPIA DI SERRAGGIO ASSEMBLY TORQUE (N.M)	21	27	40	78	110	180	230	285	320	400
PRESS. MAX. DI ESERCIZIO (BAR) RACCORDI DIRITTI MAX. OPER. PRES. (BAR) STRAIGHT CONNECTORS	630	630	630	630	420	420	420	420	280	280
PRESS. MAX. DI ESERCIZIO (BAR) RACCORDI ORIENTABILI MAX. OPER. PRES. (BAR) ADJUSTABLE CONNECTORS	420	420	420	420	420	420	380	350	280	250

METRICO METRIC - ISO

F DIMENSIONI DIMENSIONS	10x1	12x1,5	14x1,5	16x1,5	18x1,5	20x1,5	22x1,5	27x2	33x2	42x2	48x2
ØEST NOM. OD NOM.	10	12	14	16	18	20	22	27	33	42	48
ØINT MIN. ID MIN.	8,9	10,3	12,3	14,3	16,3	18,3	20,3	24,8	30,8	39,8	45,8
A MAX.	1	1,5	1,5	1,5	2	2	2	2	2,5	2,5	2,5
B MIN.	10	11,5	11,5	13	14,5	14,5	15,5	19	19	19,5	22
B_1 MIN.	11,5	14	14	15,5	17	17	18	22	22	22,5	25
C MIN.	4,5	6	7,5	9	11	12	14	16	23	30	36
D	14,5	17,5	19,5	22,5	24,5	27,5	27,5	32,5	41,5	50,5	55,5
D_1 MIN.	16	19	21	24	26	27	29	34	43	52	57
D_2 MIN.	14,5	17,5	19,5	22,5	24,5	25,5	27,5	32,5	41,5	50,5	55,5
D_3 $^{+0,1}_{-0}$	11,1	13,8	15,8	17,8	19,8	21,8	23,8	29,4	35,4	44,4	50,4
E $^{+0,4}_{-0}$	1,6	2,4	2,4	2,4	2,4	2,4	2,4	3,1	3,1	3,1	3,1
K ±1°	12°	15°	15°	15°	15°	15°	15°	15°	15°	15°	15°
L RIF.	9	10,5	10,5	12	13,5	13,5	14	17	17	17,5	20
*O.RING	0-15080	0-23093	0-23113	0-23133	0-23153	0-23173	0-23193	0-29235	0-29297	0-30380	0-30440
COPPIA DI SERRAGGIO ASSEMBLY TORQUE (N.M)	20	35	45	55	70	80	100	180	310	330	420
PRESS. MAX. DI ESERCIZIO (BAR) RACCORDI DIRITTI MAX. OPER. PRES. (BAR) STRAIGHT CONNECTORS	630	630	630	630	630	420	630	420	420	280	280
PRESS. MAX. DI ESERCIZIO (BAR) RACCORDI ORIENTABILI MAX. OPER. PRES. (BAR) ADJUSTABLE CONNECTORS	420	420	420	420	420	330	420	420	350	280	250

*Le guarnizioni vengono eseguite in mescola NBR °SHORE-A 85 ±5 (temperatura massima d'impiego -20°C +120°C). Per applicazioni speciali pregasi consultare il nostro ufficio tecnico.
Standard O.Rings: NBR °SHORE-A 85 ±5 (Max. temp. rang. -20°C +120°C). Additional compounds available on request. For special applications, please contact our technical department.

DIMENSIONI DELLE SEDI FILETTATE
THREAD PORTS DIMENSIONS

SEDI ISO 11926 PER RACCORDI CON FILETTATURA SAE J475

ISO 11926 PORTS FOR SAE J475 THREAD

SEDI ISO 6149 PER RACCORDI CON FILETTATURA METRICA CILINDRICA

ISO 6149 PORTS FOR ISO 6149 METRIC PARALLEL THREAD

SEDI JIS 2351 PER RACCORDI CON FILETTATURA GAS CILINDRICA

- La tenuta è realizzata mediante O.Ring
- Il diametro D3 deve essere concentrico al filetto. Errore massimo ammesso 0,13 mm.
- La superficie lamata deve essere perpendicolare al foro filettato
- Le dimensioni di A e D1 non sono da eseguirsi, qualora la sede si trovi su di una superficie che soddisfi a tali condizioni.

JIS 2351 PORTS FOR BSPP THREAD

- *O.Ring sealing*
- *D3 diameter must be concentric to thread. Max. allowed error 0,13 mm.*
- *Spot-faced surface must be squared to thread in port*
- *Machining operations such as A and D1 not required when port surface complies with requirements.*

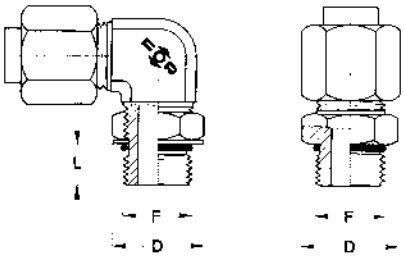

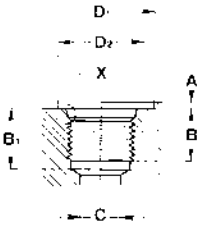

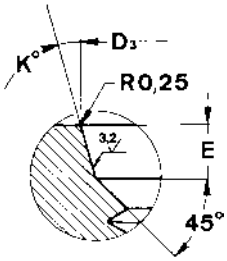

PARTICOLARE X / *INSET X*

GAS - BSPP

F DIMENSIONI DIMENSIONS	1/8-28	1/4-19	3/8-19	1/2-14	3/4-14	1"-11	1"1/4-11	1"1/2-11
ØEST NOM. OD NOM.	9,73	13,16	16,66	20,96	26,44	33,25	41,91	47,80
ØINT MIN. ID MIN.	8,60	11,45	14,95	18,65	24,12	30,30	38,95	44,85
A MAX.	1	1,5	2	2,5	2,5	2,5	2,5	2,5
B MIN.	10	12	12	16	17	21	21,5	21,5
B_1 MIN.	15	18	18	24	25	30	30	30
C MIN.	4,5	7,5	9	14	18	23	30	36
D	15,5	19,5	24	28,5	36	44	52,5	59
D_1 MIN.	18	24	28	34	45	51	62	68
D_2 MIN.	13	18	22	26	32	39	48	55
D_3 $^{+0,1}_{-0}$	11,6	15,6	18,6	22,6	29,8	35,8	44,8	50,8
E $^{+0,4}_{-0}$	2	2,5	2,5	2,5	3,5	3,5	3,5	3,5
K ±1°	15°	15°	15°	15°	15°	15°	15°	15°
L RIF.	8	10,5	11,5	14,5	16	18,5	18,5	18,5
*O.RING	0-19080	0-24108	0-24138	0-24178	0-35237	0-35287	0-35377	0-35437
COPPIA DI SERRAGGIO ASSEMBLY TORQUE (N.M)	20	35	70	100	190	300	330	400
PRESS. MAX. DI ESERCIZIO (BAR) RACCORDI DIRITTI MAX. OPER. PRES. (BAR) STRAIGHT CONNECTORS	630	630	630	420	420	420	280	280
PRESS. MAX. DI ESERCIZIO (BAR) RACCORDI ORIENTABILI MAX. OPER. PRES. (BAR) ADJUSTABLE CONNECTORS	420	420	420	420	420	350	280	250

*Le guarnizioni vengono eseguite in mescola NBR °SHORE-A 85 ± (temperatura massima d'impiego -20°C +120°C). Per applicazioni speciali pregasi consultare il nostro ufficio tecnico.
Standard O.Rings: NBR °SHORE-A 85 ± (Max. temp. rang. -20°C +120°C). Additional compounds available on request. For special applications, please contact our technical department.

DIMENSIONI DELLE SEDI FILETTATE
THREAD PORTS DIMENSIONS

GAS - BSPP

F DIMENSIONI DIMENSIONS	1/8-28	1/4-19	3/8-19	1/2-14	3/4-14	1"-11	1"1/4-11	1"1/2-11
ØEST NOM. OD NOM.	9,73	13,16	16,66	20,96	26,44	33,25	41,91	47,80
ØINT MIN. ID MIN.	8,6	11,45	14,95	18,65	24,12	30,3	38,95	44,85
A MAX.	1	1,5	2	2,5	2,5	2,5	2,5	2,5
B MIN.	8	12	12	14	16	18	20	22
B_1 MIN.	13	18,5	18,5	22	24	27	29	31
D	15,5	19,5	24	28,5	35	43	52,5	58,5
D_6 MIN.	17	21	24,5	30	37	46	54	61
D_7 $^{+0,2}_{-0}$	9,8	13,2	16,7	21	26,5	33,3	42	47,9
L RIF.	6,5	9	9,5	11,5	13,5	15	16	16
*O.RING	0-18076	0-26108	0-26139	0-26178	0-26235	0-35297	0-35377	0-35440
ROND. DI RITEGNO RETAINING RING	R-12114	R-18162	R-18194	R-18233	R-18289	R-25368	R-25450	R-25513
COPPIA DI SERRAGGIO ASSEMBLY TORQUE (N.M)	25	40	75	100	190	320	450	550
PRESS. MAX. DI ESERCIZIO (BAR) RACCORDI DIRITTI MAX. OPER. PRES. (BAR) STRAIGHT CONNECTORS	350	350	350	350	280	280	250	210
PRESS. MAX. DI ESERCIZIO (BAR) RACCORDI ORIENTABILI MAX. OPER. PRES. (BAR) ADJUSTABLE CONNECTORS	250	250	250	250	250	250	210	180

METRICO METRIC

F DIMENSIONI DIMENSIONS	10x1	12x1,5	14x1,5	16x1,5	18x1,5	20x1,5	22x1,5	26x1,5	27x2	33x2	42x2	48x2
ØEST NOM. OD NOM.	10	12	14	16	18	20	22	26	27	33	42	48
ØINT MIN. ID MIN.	8,9	10,3	12,3	14,3	16,3	18,3	20,3	24,3	24,8	30,8	39,8	45,8
A MAX.	1	1,5	1,5	1,5	2	2	2,5	2,5	2,5	2,5	2,5	2,5
B MIN.	8	12	12	12	12	14	14	16	16	18	20	22
B_1 MIN.	13,5	18,5	18,5	18,5	18,5	20,5	20,5	22,5	24	26	28	30
D	15,5	18,5	20	23	26	28	29	35	36	43	53	59
D_6 MIN.	16,5	20	21,5	24,5	27,5	30	31,5	36,5	37,5	45	55	62,5
D_7	10	12	14	16	18	20	22	26	27	33	42	48
L RIF.	8	9	9	10,5	12	12	12,5	13,5	14,5	14,5	15	17,5
*O.RING	0-15080	0-23093	0-23113	0-23133	0-23153	0-23173	0-23193	0-26235	0-29235	0-29297	0-30380	0-30440
ROND. DI RITEGNO RETAINING RING	R-10113	R-15141	R-15161	R-15181	R-15201	R-15221	R-15241	R-18289	R-20298	R-20358	R-20447	R-20507
COPPIA DI SERRAGGIO ASSEMBLY TORQUE (N.M)	25	35	45	65	75	100	110	170	200	310	420	520
PRESS. MAX. DI ESERCIZIO (BAR) RACCORDI DIRITTI MAX. OPER. PRES. (BAR) STRAIGHT CONNECTORS	350	350	350	350	350	300	300	280	280	280	250	210
PRESS. MAX. DI ESERCIZIO (BAR) RACCORDI ORIENTABILI MAX. OPER. PRES. (BAR) ADJUSTABLE CONNECTORS	250	250	250	250	250	250	250	250	250	250	210	180

*Le guarnizioni vengono eseguite in mescola NBR °SHORE-A 85 ±5 (temperatura massima d'impiego -20°C +120°C). Per applicazioni speciali pregasi consultare il nostro ufficio tecnico.
Standard O.Rings: NBR °SHORE-A 85 ±5 (Max. temp. rang. -20°C +120°C). Additional compounds available on request. For special applications, please contact our technical department.

DIMENSIONI DELLE SEDI FILETTATE
THREAD PORTS DIMENSIONS

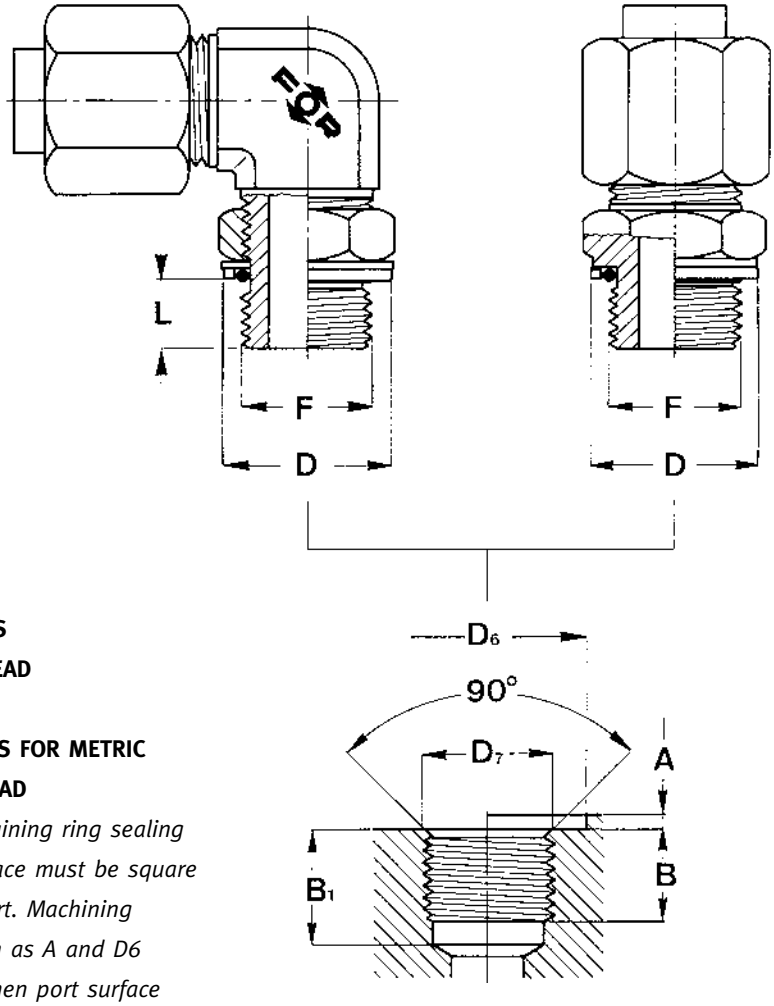

SEDI ISO 1179 PER RACCORDI CON FILETTATURA GAS CILINDRICA

ISO 1179 PORTS FOR BSPP THREAD

SEDI ISO 9974 PER RACCORDI CON FILETTATURA METRICA CILINDRICA

La tenuta è realizzata mediante O.Ring e rondella di ritegno. La superficie lamata deve essere perpendicolare al foro filettato. Le dimensioni di A e D6 non sono da eseguirsi, qualora la sede si trovi su una superficie che soddisfi a tali condizioni.

ISO 9974 PORTS FOR METRIC PARALLEL THREAD

O.Ring and retaining ring sealing spot-faced surface must be square to thread in port. Machining operations such as A and D6 not required when port surface complies with requirements.

DIMENSIONI DELLE SEDI FILETTATE
THREAD PORTS DIMENSIONS

SEDI ISO 1179 PER RACCORDI CON FILETTATURA GAS CILINDRICA

ISO 1179 PORTS FOR BSPP THREAD

SEDI ISO 9974 PER RACCORDI CON FILETTATURA METRICA CILINDRICA

La tenuta è realizzata mediante l'elastomero.
La superficie lamata deve essere perpendicolare al foro filettato.
Le dimensioni di A e D6 non sono da eseguirsi, qualora la sede si trovi su una superficie che soddisfi a tali condizioni.

ISO 9974 PORTS FOR METRIC PARALLEL THREAD

The sealing take place by means of a profiled ring of elastomeric compound seated in a groove located under the hexagon.
Spot-faced surface must be square to thread in port.
Machining operations such as A and D6 not required when port surface complies with requirements.

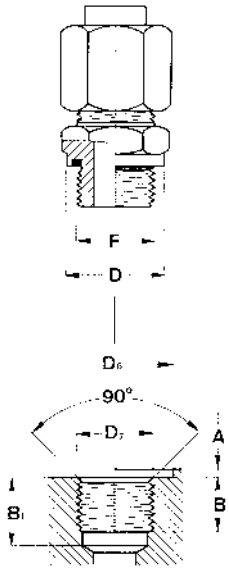

GAS - BSPP

F DIMENSIONI DIMENSIONS	1/8-28	1/4-19	3/8-19	1/2-14	3/4-14	1"-11	1"1/4-11	1"1/2-11
ØEST NOM. OD NOM.	9,73	13,16	16,66	20,96	26,44	33,25	41,91	47,80
ØINT MIN. ID MIN.	8,6	11,45	14,95	18,65	24,12	30,3	38,95	44,85
A MAX.	1	1,5	2	2,5	2,5	2,5	2,5	2,5
B MIN.	8	12	12	14	16	18	20	22
B_1 MIN.	10	15	15	18	20	23	25	25
D	13,9	18,9	21,9	26,9	31,9	39,9	49,9	54,9
D_6 MIN.	15	20	23	28	33	41	51	56
D_7 $^{+0,2}_{-0}$	9,8	13,2	16,7	21	26,5	33,3	42	47,9
*ELASTOMERO SEAL	F-10085	F-15116	F-15147	F-15185	F-15239	F-20297	F-20388	F-20447
COPPIA DI SERRAGGIO ASSEMBLY TORQUE (N.M)	25	60	90	130	200	380	500	600
PRESS. MAX. DI ESERCIZIO (BAR) RACCORDI DIRITTI MAX. OPER. PRES. (BAR) STRAIGHT CONNECTORS	630	630	630	420	420	420	300	300

METRICO METRIC

F DIMENSIONI DIMENSIONS	10x1	12x1,5	14x1,5	16x1,5	18x1,5	20x1,5	22x1,5	26x1,5	27x2	33x2	42x2	48x2
ØEST NOM. OD NOM.	10	12	14	16	18	20	22	26	27	33	42	48
ØINT MIN. ID MIN.	8,9	10,3	12,3	14,3	16,3	18,3	20,3	24,3	24,8	30,8	39,8	45,8
A MAX.	1	1,5	1,5	1,5	2	2	2,5	2,5	2,5	2,5	2,5	2,5
B MIN.	8	12	12	12	12	14	14	16	16	18	20	22
B_1 MIN.	13,5	18,5	18,5	18,5	18,5	20,5	20,5	22,5	24	26	28	30
D	13,9	16,9	18,9	21,9	23,9	25,9	26,9	31,9	31,9	39,9	49,9	54,9
D_6 MIN.	15	18	20	23	25	27	28	33	33	41	51	56
D_7	10	12	14	16	18	20	22	26	27	33	42	48
*ELASTOMERO SEAL	F-10085	F-15098	F-15116	F-15138	F-15157	F-15178	F-15196	F-15239	F-15239	F-20297	F-20388	F-20447
COPPIA DI SERRAGGIO ASSEMBLY TORQUE (N.M)	25	35	60	75	95	135	140	150	190	340	460	560
PRESS. MAX. DI ESERCIZIO (BAR) RACCORDI DIRITTI MAX. OPER. PRES. (BAR) STRAIGHT CONNECTORS	630	630	630	630	630	630	420	420	420	420	280	280

*Le guarnizioni vengono eseguite in mescola NBR °SHORE-A 85 ±5 (temperatura massima d'impiego -20°C +120°C). Per applicazioni speciali pregasi consultare il nostro ufficio tecnico.
Standard O.Rings: NBR °SHORE-A 85 ±5 (Max. temp. rang. -20°C +120°C). Additional compounds available on request. For special applications, please contact our technical department.

DIMENSIONI DELLE SEDI FILETTATE
THREAD PORTS DIMENSIONS

SEDI SAE 476 PER RACCORDI CON FILETTATURA CONICA NPTF

Viene realizzata tra i filetti. All'occorrenza può essere migliorata con mezzi ausiliari. Poichè tale accoppiamento avviene tra le due filettature coniche è atto a sopportare pressioni elevate.

NPTF SAE 476 THREAD PORTS

The sealing action being achieved by the male and female tapered threads is therefore suitable to withstand high pressure. If required the sealing action can be enhanced with auxiliary compounds or tapes.

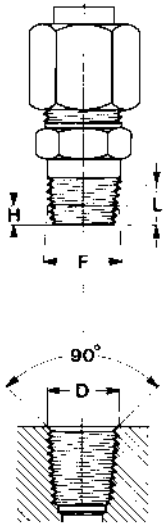

NPTF F DIMENSIONI DIMENSIONS	1/8-27	1/4-18	3/8-18	1/2-14	3/4-14	1"-11 1/2	1"-1/4-11 1/2	1"-1/2-11 1/2
D	10,24	13,61	17,05	21,22	26,56	33,22	41,98	48,05
H	4,1	5,8	6,1	8,1	8,6	10,2	10,7	10,7
L FILETTO UTILE WORKING THREAD	6,7	10	10,5	13,5	14	17	18	18,5

BSPT F DIMENSIONI DIMENSIONS	1/8-28	1/4-18	3/8-19	1/2-14	3/4-14	1"-11	1"-1/4-11	1"-1/2-11
B_2 MIN.	5,5	8,5	8,5	10,5	13	14,5	17	17
D	9,72	13,15	16,66	20,95	26,44	33,24	41,91	47,80
H	4	6	6,4	8,2	9,5	10,4	12,7	12,7
L FILETTO UTILE WORKING THREAD	6,5	9,7	10,1	13,2	14,5	16,8	19,1	19,1

SEDI ISO 7 PER RACCORDI CON FILETTATURA GAS CONICA

Viene realizzata per contatto dei filetti (accoppiamento maschio conico-femmina cilindrica), non consigliato per alte pressioni.

BSPT ISO 7 THREAD PORTS

The sealing is achieved by matching a male tapered and female parallel threads. This type of seal is not recomended under high pressures.

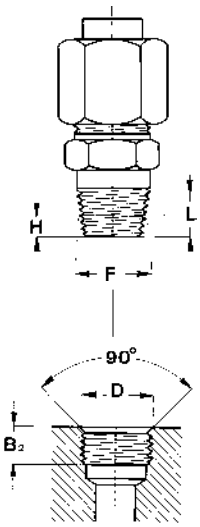

DIMENSIONI DELLE SEDI FILETTATE
THREAD PORTS DIMENSIONS

SEDI ISO 1179-4 PER RACCORDI CON FILETTATURA GAS CILINDRICA

La tenuta è realizzata mediante superficie tagliente.
La superficie lamata deve essere perpendicolare al foro filettato.
Le dimensioni di A e D6 non sono da eseguirsi, qualora la sede si trovi su una superficie che soddisfi a tali condizioni.

ISO 1179-4 PORTS FOR BSPP THREAD

The sealing is accomplished by means of cutting surface. Spot-faced surface must be square to thread in port. Machining operations such as A and D6 not required when port surface complies with requirements.

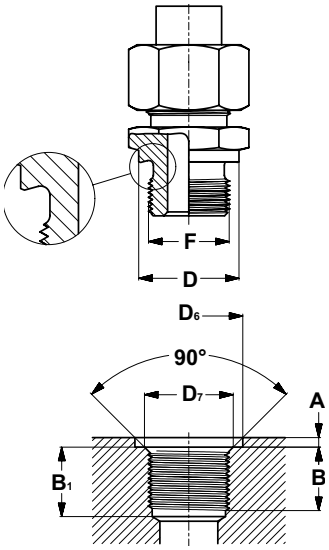

	F DIMENSIONI DIMENSIONS	1/8-28	1/4-19	3/8-19	1/2-14	3/4-14	1"-11	1"1/4-11	1"1/2-11
GAS - BSPP	Ø EST NOM / OD NOM	9,73	13,16	16,66	20,96	26,44	33,25	41,91	47,80
	Ø INT MIN / ID MIN	8,6	11,45	14,95	18,65	24,12	30,3	38,95	44,85
	A MAX	1	1,5	2	2,5	2,5	2,5	2,5	2,5
	B MIN.	8	12	12	14	16	18	20	22
	B_1 MIN.	10	15	15	18	20	23	25	25
	D	13,8	17,8	21,8	25,8	31,8	38,8	48,8	54,8
	D_6 MIN.	15	20	23	28	33	41	51	56
	D_7 +0,2 0	9,8	13,2	16,7	21	26,5	33,3	42	47,9
SR. LEGGERA LIGHT SERIES	COPPIA DI SERRAGGIO ASSEMBLY TORQUE (N.M)	18	35	70	120	180	330	540	630
	PRESS.MAX. DI ESERCIZIO (BAR) RACCORDI DIRITTI MAX. OPER. PRES. (BAR) STRAIGHT CONNECTORS	250	250	250	200	160	100	100	100
SR. PESANTE HEAVY SERIES	COPPIA DI SERRAGGIO ASSEMBLY TORQUE (N.M)	-	55	90	140	270	340	540	700
	PRESS.MAX. DI ESERCIZIO (BAR) RACCORDI DIRITTI MAX. OPER. PRES. (BAR) STRAIGHT CONNECTORS	-	400	400	400	400	250	160	160

DIMENSIONI DELLE SEDI FILETTATE
THREAD PORTS DIMENSIONS

SEDI ISO 9974-3 PER RACCORDI CON FILETTATURA METRICA CILINDRICA

La tenuta è realizzata mediante superficie tagliente.
La superficie lamata deve essere perpendicolare al foro filettato.
Le dimensioni di A e D6 non sono da eseguirsi, qualora la sede si trovi su una superficie che soddisfi a tali condizioni.

ISO 9974-3 PORTS FOR METRIC PARALLEL THREAD

The sealing is accomplished by means of cutting surface. Spot-faced surface must be square to thread in port. Machining operations such as A and D6 not required when port surface complies with requirements.

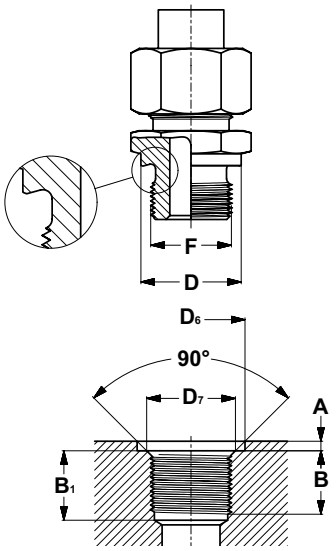

METRICO-METRIC	F DIMENSIONI DIMENSIONS	10X1	12x1,5	14x1,5	16x1,5	18x1,5	20x1,5	22x1,5	26x1,5	27x2	33x2	42x2	48x2
	Ø EST NOM / OD NOM	10	12	14	16	18	20	22	24	27	33	42	48
	Ø INT MIN / ID MIN	8,9	10,3	12,3	14,3	16,3	18,3	20,3	24,3	24,8	30,8	39,8	45,8
	A MAX	1	1,5	1,5	1,5	2	2	2,5	2,5	2,5	2,5	2,5	2,5
	B MIN.	8	12	12	12	12	14	14	16	16	18	20	22
	B_1 MIN.	13,5	18,5	18,5	18,5	18,5	20,5	20,5	22,5	24	26	28	30
	D	13,9	16,9	18,9	20,9	22,9	24,9	26,9	30,9	31,9	38,9	48,9	54,9
	D_6 MIN.	15	18	20	23	25	27	28	33	33	41	51	56
	D_7 +0,2 0	10	12	14	16	18	20	22	26	27	33	42	48

SR. LEGGERA LIGHT SERIES	COPPIA DI SERRAGGIO ASSEMBLY TORQUE (N.M)	18	30	45	65	80	140	140	190	200	340	500	630
	PRESS.MAX. DI ESERCIZIO (BAR) RACCORDI DIRITTI MAX. OPER. PRES. (BAR) STRAIGHT CONNECTORS	250	250	250	250	250	160	160	160	160	100	100	100
SR. PESANTE HEAVY SERIES	COPPIA DI SERRAGGIO ASSEMBLY TORQUE (N.M)	-	35	55	70	110	150	170	270	270	410	540	700
	PRESS.MAX. DI ESERCIZIO (BAR) RACCORDI DIRITTI MAX. OPER. PRES. (BAR) STRAIGHT CONNECTORS	-	400	400	400	400	400	400	400	400	250	160	160

MONTAGGIO DEI RACCORDI ORIENTABILI
ASSEMBLY PROCEDURE FOR ADJUSTABLE CONNECTORS

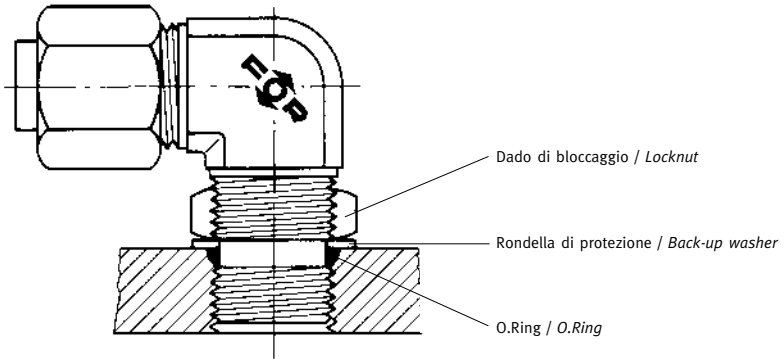

FILETTATURA:
SAE, METRICA ISO 6149, GAS JIS 2351
THREADS:
SAE, METRIC ISO 6149, BSPP JIS 2351

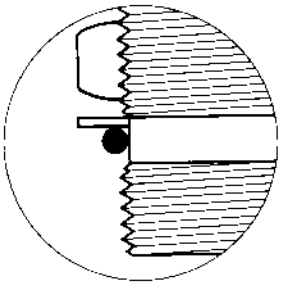

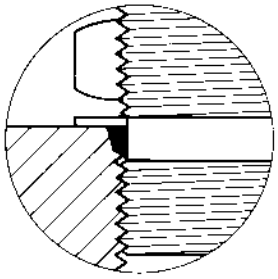

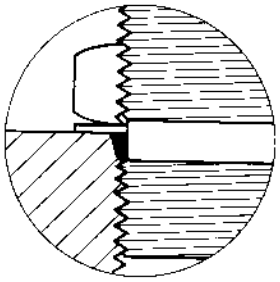

Lubrificare l'O.Ring cospargendolo con un leggero strato di olio, avvitare il dado di bloccaggio a fondo per liberare interamente la gola di scarico del filetto e controllare visivamente se la rondella di protezione può così raggiungere la posizione indicata in figura.

For adjustable positioning, O.Ring and back-up washer should be in proper position on non threaded section nearest to locknut. Lubrification of O.Ring is recommended.

Installare il raccordo nell'apposita sede senza forzarlo, fino a che la rondella di protezione entri in contatto con la superficie lavorata.

Screw fitting by hand into straight thread port until back-up washer contacts face of port.

Correggere l'orientamento girando in senso antiorario il raccordo fino ad un massimo di giro, onde raggiungere la direzione voluta, quindi mantenendo la posizione con una chiave fissa, bloccare con il dado.

To position fitting, unscrew up to one full turn then hold fitting in desired position and tighten locknut until back-up washer contacts face of port and force O.Ring within port cavity.

MONTAGGIO DEI RACCORDI ORIENTABILI
ASSEMBLY PROCEDURE FOR ADJUSTABLE CONNECTORS

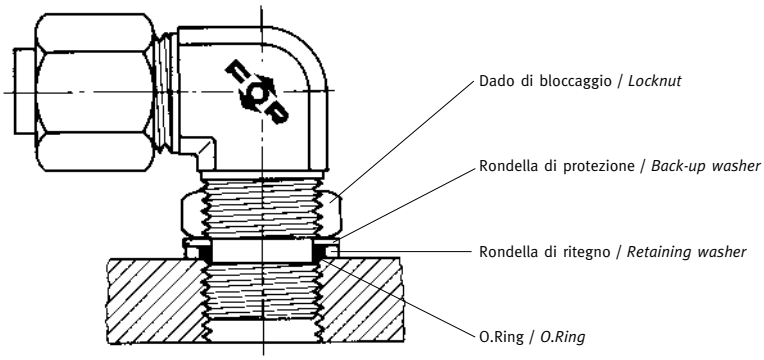

FILETTATURA:
GAS O METRICA CON RONDELLA DI RITEGNO
THREADS:
BSPP OR METRIC PARALLEL WITH RETAINING WASHER

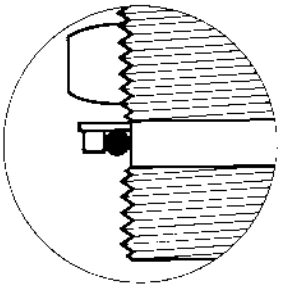

Lubrificare l'O.Ring cospargendolo con un leggero strato di olio, avvitare il dado di bloccaggio a fondo per liberare interamente la gola di scarico del filetto e controllare visivamente se la rondella di protezione può così raggiungere la posizione indicata in figura.

For adjustable positioning, O.Ring and back-up washer should be in proper position on non-threaded section nearest to locknut. Lubrification of O.Ring is recommended.

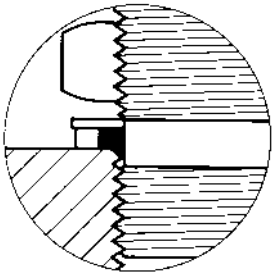

Installare il raccordo nell'apposita sede senza forzarlo, fino a che la rondella di ritegno non entri in contatto con la superficie lavorata.

Screw fitting by hand into straight thread port until check washer contacts face of port.

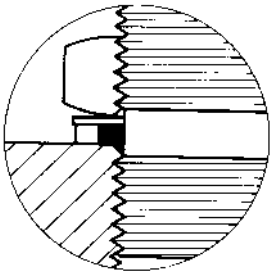

Correggere l'orientamento girando in senso antiorario il raccordo fino ad un massimo di un giro, onde raggiungere la direzione voluta, quindi mantenendo la posizione con la chiave fissa, bloccare con il dado.

To position fitting, unscrew up one full turn then hold fitting in desired position and tighten locknut until check washer is in contact with face of port.

DIMENSIONI DELLE SEDI PER FLANGE
DIMENSION FOR SAE FLANGE PORTS

MEDIA PRESSIONE - STANDARD PRESSURE

DIMENSIONI NOMINALI PORTS NOM. DIMS.		1/2	3/4	1"	1"1/4	1"1/2	2"
A	MAX.	13	19	25,5	32	38	51
B	±0,25	38,10	47,63	52,37	58,72	69,85	77,77
C	±0,25	17,48	22,23	26,19	30,18	35,71	42,88
D	UNC-2B	5/16-18	3/8-16	3/8-16	7/16-14	1/2-13	1/2-13
D	METRIC	M8	M10	M10	M10	M12	M12
E		54	65	70	79	94	102
F		46	52	59	73	83	97
G	MIN.	33	41	48	54	64	76
H	RAGGIO RADIUS	8	9	9	10	12	12
AA	MIN.	56	68	72	82	96	104
BB	MIN.	52	61	67	78	90	102
CC	MIN.	49	55	61	75	85	99
*O.RING	I.D.	18,64	24,99	32,92	37,69	47,22	56,74
	W	3,53	3,53	3,53	3,53	3,53	3,53
	CODICE CODE	0-35186	0-35250	0-35329	0-35377	0-35472	0-35567
PRESS. MAX. ESER. (MPA)		34,5	34,5	34,5	27,6	20,7	20,7
MAX. OPER. PRES. (P.S.I.)		5000	5000	5000	4000	3000	3000

ALTA PRESSIONE - HIGH PRESSURE

DIMENSIONI NOMINALI PORTS NOM. DIMS.		1/2	3/4	1"	1"1/4	1"1/2	2"
A	MAX.	13	19	25,5	32	38	51
B	±0,25	40,49	50,80	57,15	66,68	79,38	96,82
C	±0,25	18,24	23,80	27,76	31,75	36,50	44,45
D	UNC-2B	5/16-18	3/8-16	7/16-14	1/2-13	5/8-11	3/4-10
D	METRIC	M8	M10	M12	M14	M16	M20
E		56	71	81	95	113	133
F		48	60	70	78	95	114
G	MIN.	38	48	54	60	70	86
H	RAGGIO RADIUS	8	10	12	14	17	18
AA	MIN.	59	75	84	99	116	137
BB	MIN.	56	70	80	90	108	128
CC	MIN.	53	66	75	83	101	120
*O.RING	I.D.	18,64	24,99	32,92	37,69	47,22	56,74
	W	3,53	3,53	3,53	3,53	3,53	3,53
	CODICE CODE	0-35186	0-35250	0-35329	0-35377	0-35472	0-35567
PRESS. MAX. ESER. (MPA)		41,4	41,4	41,4	41,4	41,4	41,4
MAX. OPER. PRES. (P.S.I.)		6000	6000	6000	6000	6000	6000

*Le guarnizioni vengono eseguite in mescola NBR °SHORE-A 85 ± 5 (temperatura massima d'impiego -20°C +120°C). Per applicazioni speciali pregasi consultare il nostro ufficio tecnico.
Standard O.Rings: NBR °SHORE-A 85 ± 5 (Max. temp. rang. -20°C +120°C). Additional compounds available on request. For special applications, please contact our technical department.

DATI GENERALI
GENERAL DATA

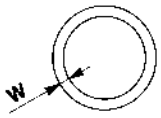

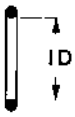

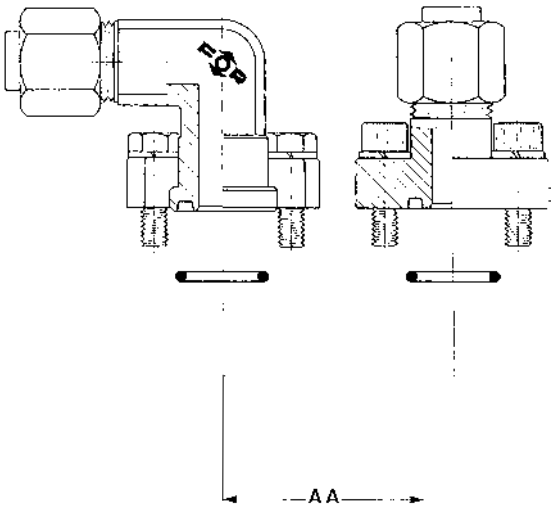

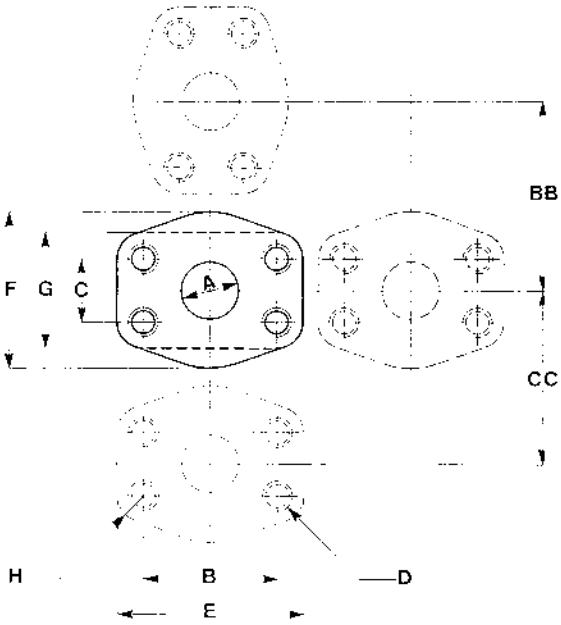

SEDI PER FLANGE SAE

Quando flange di ugual misura aventi dimensioni al limite massimo di tabella vengono utilizzate in flangiature adiacenti, le quote AA, BB, CC consentono una luce tra flangia e flangia di 1,5 mm.

SAE FLANGE PORTS

When the same size flanges are used on adjacent ports dimensions AA, BB, CC provide 1,5 mm clearance between flanges, dimensionally on the hight limit.

DATI GENERALI
GENERAL DATA

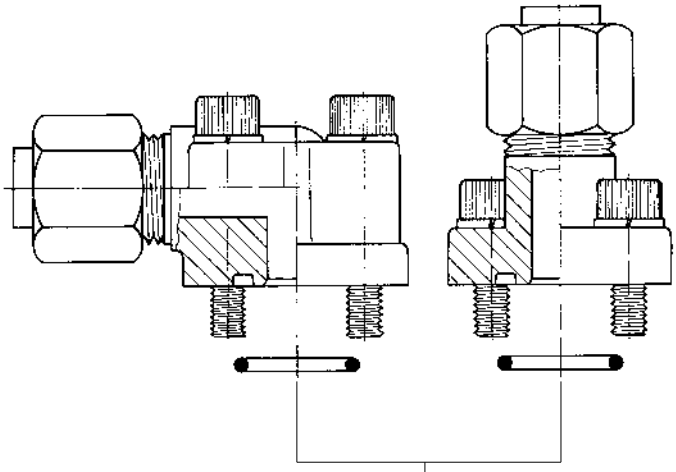

FLANGE 3 E 4 FORI DI FISSAGGIO

FLANGES, 3 AND 4 BOLTS

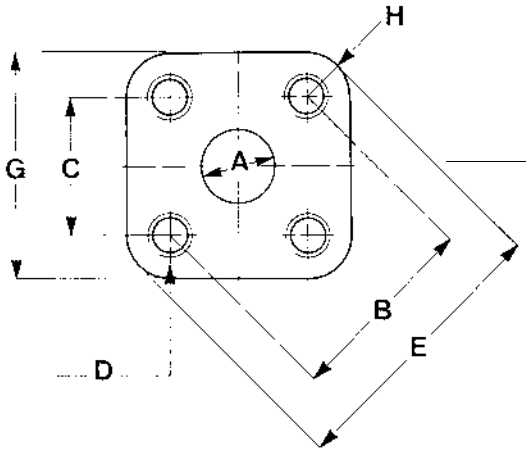

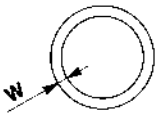

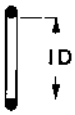

DIMENSIONI NOMINALI PORTS NOM. DIMS.		10	12	15	20	25	26	31	32	40
A	MAX.	10	12	15	20	25	26	31	32	40
B	±0,2	26	30	35	40	51	55	61	62	72,5
C	±0,2	18,38	21,21	24,75	28,28	36,06	38,89	43,13	43,84	51,26
D	METRIC	M5	M6	M6	M6		M8	M10	M10	0
D	METRIC		M8	M8	M8	M10			M12	M12
E		39	47	52	57	73	73	87	87	98
G	MIN.	31,5	38	42	45	58	58	68	68	76
H	RAGGIO RADIUS	6,5	8,5	8,5	8,5	11	9	12,5	12,5	12,5
*O.RING	I.D.	13,10	15,08	18,72	23,81	31,42	32,92	37,69	37,69	46,04
	W	2,62	2,62	2,62	2,62	2,62	3,53	3,53	3,53	3,53
	CODICE CODE	0-26131	0-26151	0-26187	0-26238	0-26314	0-35329	0-35377	0-35377	0-35460

*Le guarnizioni vengono eseguite in mescola NBR °SHORE-A 85 ± 5 (temperatura massima d'impiego -20°C +120°C). Per applicazioni speciali pregasi consultare il nostro ufficio tecnico.
Standard O.Rings: NBR °SHORE-A 85 ± 5 (Max. temp. rang. -20°C +120°C). Additional compounds available on request. For special applications, please contact our technical department.

DATI GENERALI
GENERAL DATA

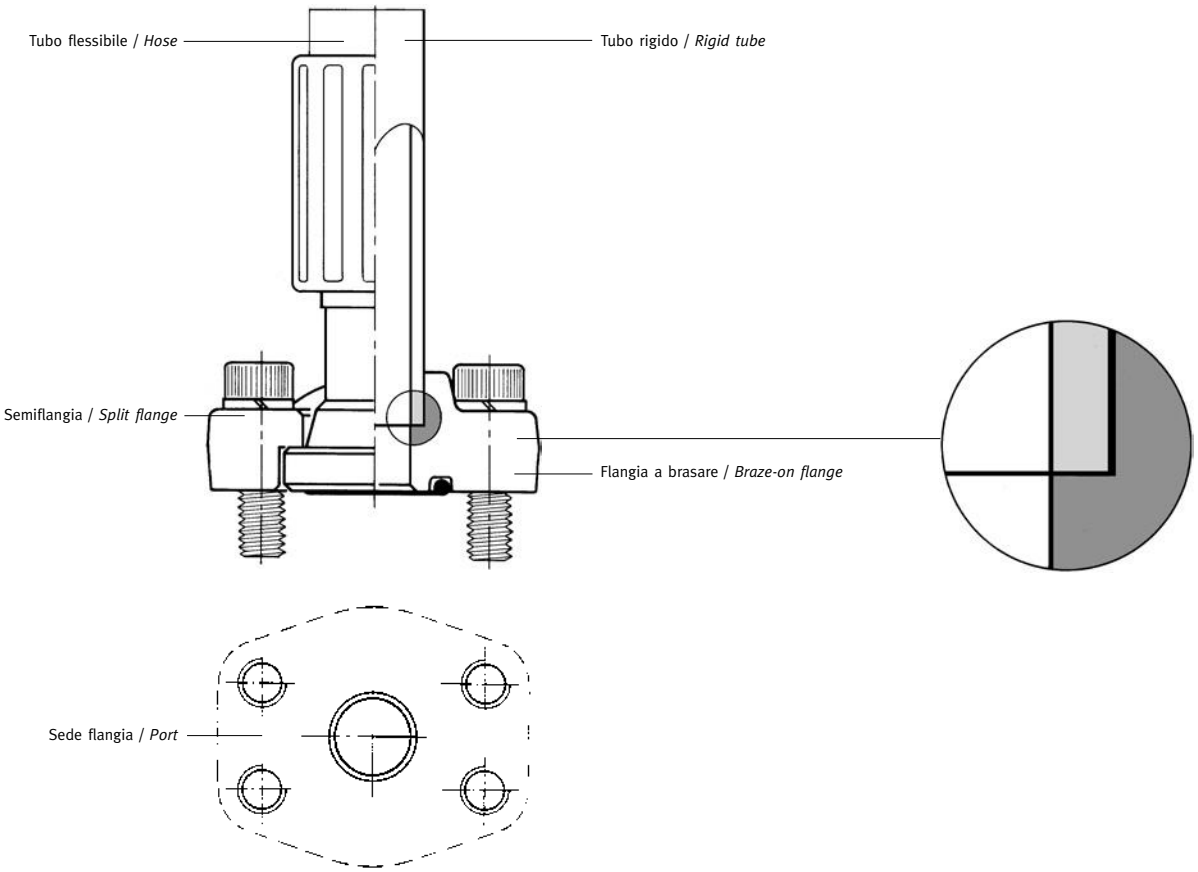

MATERIALI

Le flange vengono costruite in acciaio ricavandole da grezzi di stampaggio.

I riferimenti di catalogo includono nella fornitura le guarnizioni O.Ring i cui codici e dimensioni sono riportati nelle tabelle illustrative delle rispettive sedi, le viti di fissaggio non sono disponibili. Flange con alloggiamenti per tubi in pollici o comunque aventi diametri diversi da quelli disponibili a tabella, sono oggetto di fornitura previa specifica richiesta al nostro ufficio tecnico.

MATERIAL

Flanges are machined-out of steel forgings.

Catalogue items are comprehensive of standard O.Ring whose reference numbers and dimensions are given in the tables showing the relevant ports. Bolts are not available from FOR. Inch tube flanges or flanges for tube diameters other than those listed could be supplied upon request by our technical department.

TIPO TYPE	SAE SAE	ALTRE OTHER
FLANGE 90° CONTROFLANGE *FLANGES* *COUNTER-FLANGES* *90°-FLANGES*	CARICO MINIMO DI SNERVAMENTO 331 MPa *MINIMUM YIELD 331 MPa*	CARICO MINIMO DI SNERVAMENTO 220 MPa *MINIMUM YIELD 220 MPa*
SEMIFLANGE - SERIE STANDARD - ALTA PRESSIONE - *SPLIT FLANGES* - *STANDARD SERIES* - *HIGH PRESSURE*	CARICO MINIMO DI SNERVAMENTO 414 MPa ALLUNGAMENTO MINIMO 3% CARICO MINIMO 331 MPa ALLUNGAMENTO MINIMO 3% *MINIMUM YIELD 414 MPa* *MINIMUM ELONGATION 3%* *MINIMUM YIELD 331 MPa* *MINIMUM ELONGATION 3%*	

ATTREZZATURE
EQUIPMENT AND TOOLING

Vengono qui rappresentate macchine ed attrezzature studiate per realizzare sull'estremità dei tubi quelle forme previste dai diversi sistemi di connessione tubo-raccordo precedentemente rappresentati.
Al fine di soddisfare quanto possibile le diverse esigenze della nostra clientela offriamo una gamma di macchine che per loro caratteristiche tecniche ed applicative consentono una scelta mirata in funzione dell'utilizzo e delle necessità che si vogliono soddisfare.
Ciascuna macchina dovrà essere corredata da una serie di morsetti scelti in base ai diametri di tubo che si intende lavorare e pertanto all'atto dell'ordinazione sarà utile specificare tipo di macchina ed attrezzature di corredo, identificandole con i loro codici di riferimento.

Here we presents a set of performing machines and related tooling to form tube ends to match connecting system as illustrated in the preceding pages. To meet our customer's needs, we have selected a range of machines suited to a variety of requirements.
Each machine is to be fitted with a set of tube clamps. On ordering, do not forget to quote the relevant part code number.

SF088
Oleodinamica a mano per svasatura a 37° di tubi in mm da 6 a 38 dimensioni d'ingombro in mm 400 x 290 x 130 - peso in Kg. 54.

SF088
Hydraulic, hand operated suited to flare 37 deg. tubes from O.D. 6 mm to O.D. 38 mm. Overall dimensions 400 x 290 x 180 mm - weight 54 Kg.

ATTREZZATURE
EQUIPMENT AND TOOLING

SF099

Oleodinamica elettrica per svasatura a 37° di tubi in mm da 6 a 38 dimensioni d'ingombro in mm 600 x 430 x 220 - peso Kg. 74.

SF099

Hydraulic, electric power operated, suited to flare 37 deg. tubes from O.D. 6 mm to O.D. 38 mm. Overall dimensions 600 x 430 x 220 mm - weight 74 Kg.

CARATTERISTICHE TECNICHE
IMPIANTO ELETTRICO
TECHNICAL CHARACTERISTICS
POWER SUPPLY

VOLTAGGIO NOM. RATED VOLTAGE	AMPERAGGIO NOM. RATER CURRENT	POTENZA POWER
FASI 380 V 3 + N 50 Hz PHASE	1,4 AMP	0,7KW

MORSETTI PER SF088 - SF099
CLAMPS FOR SF088 - SF099

T Ø EST. TUBO TUBE O.D. MM.	RIFERIMENTO REFERENCE
6	MA8806
8	MA8808
10	MA8810
12	MA8812
14	MA8814
15	MA8815
16	MA8816
18	MA8818
20	MA8820
22	MA8822
25	MA8825
30	MA8830
32	MA8832
38	MA8838

IMBALLI
PACKING

Tipo / *Type*
MRI002

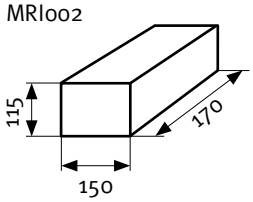

Tipo / *Type*
MRI003

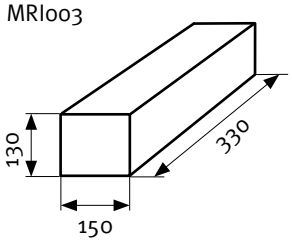

Tipo / *Type*
MRI004

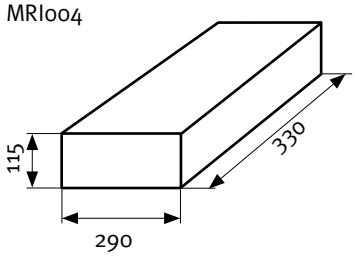

FORPACK STANDARD

Le scatole FORPACK sono gli unici tipi di imballo da noi utilizzati per evadere le ordinazioni della nostra clientela; trattasi di confezioni in cartone pressato di grande robustezza, disponibili in tre dimensioni standard.

Come si può facilmente rilevare dal dimensionamento dei tre formati essi sono stati realizzati in questa progressione geometrica per consentire nel modo più razionale lo sfruttamento dello spazio disponibile; la parte anteriore della scatola, sulla cui facciata viene riportato il codice del raccordo, consente un'apertura di max. 45° per permettere il prelievo di beni da parte dell'operatore o riutilizzatore evitandone la fuoriuscita.
Queste caratteristiche di funzionalità e robustezza consentiranno ai nostri clienti l'immediato utilizzo dei raccordi nei loro magazzini o linee di montaggio senza dover ricorrere all'individuazione dei particolari e successivi travasi in altri contenitori.

FORPACK STANDARD

Is FOR standard packing system. These boxes made of sturdy, pressed cardboard are available in three modular standard sizes.

The front lid bears the fitting code number and may be opened to 45 deg. angle to allow storeman or on-line assemblers to take out fittings freely without dispersing them. Furthermore, these boxes can be immediately transferred on store shelves or assembly lines without additional handling.

IMBALLI
PACKING

Pallettizzazione delle scatole
per trasporti via terra
Peso max. 1000 Kg.

Road or rail pallet system
max. gross weight 1000 Kg.

Pallettizzazione delle scatole
per trasporti via mare
Peso max. 1000 Kg.

Sea freight shipment
max. gross weight 1000 Kg.

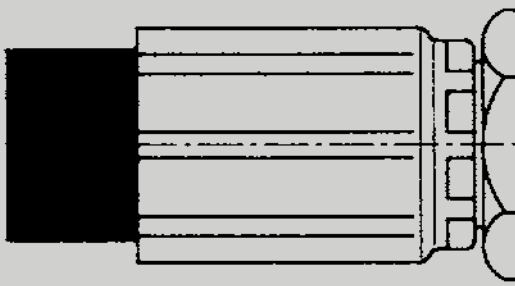

1° PARTE / *PART 1*

RACCORDI PER TUBI SVASATI - 37°

37° - FLARED TUBE CONNECTORS

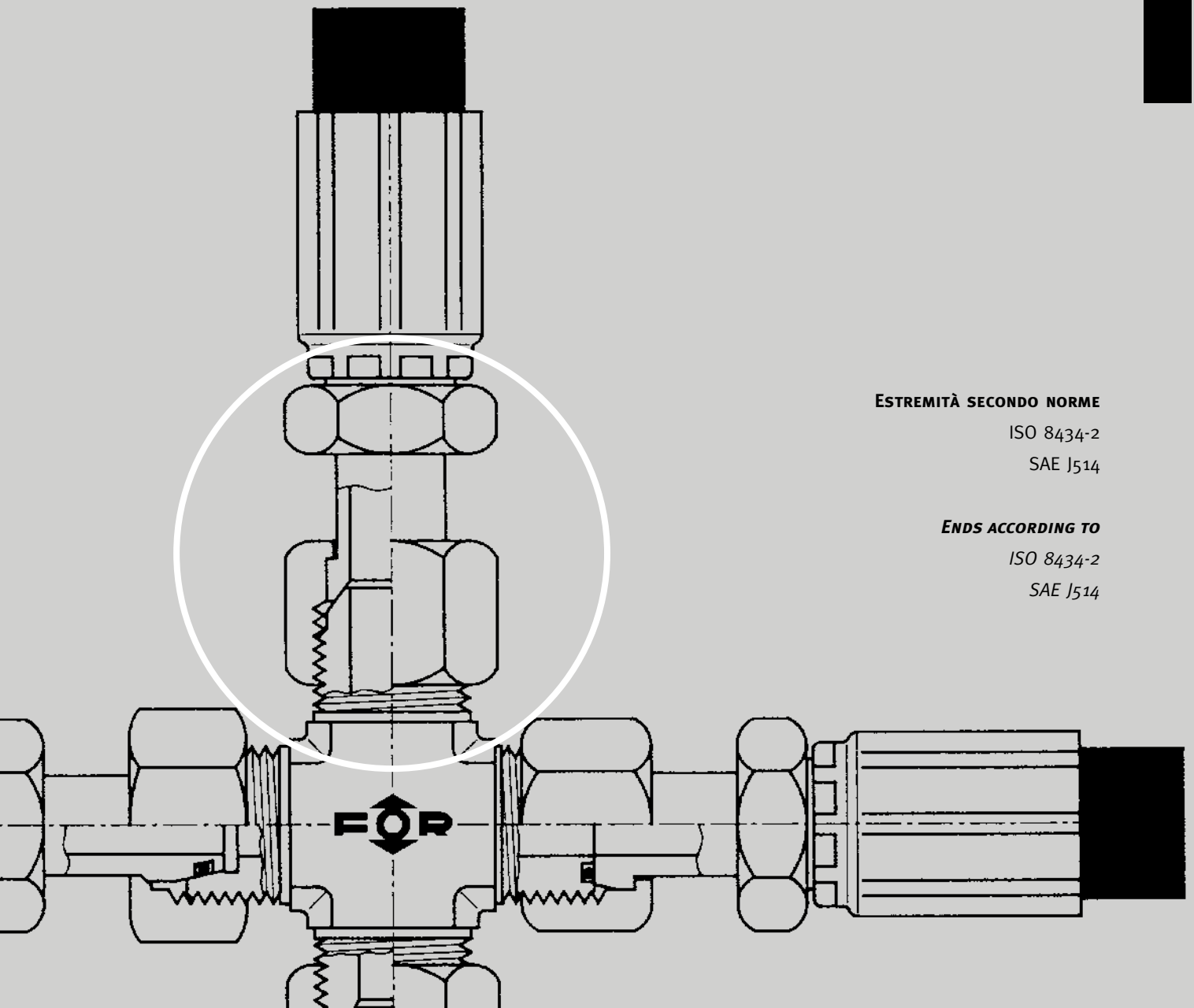

ESTREMITÀ SECONDO NORME

ISO 8434-2

SAE J514

ENDS ACCORDING TO

ISO 8434-2

SAE J514

INDICE FIGURATIVO
VISUAL INDEX

59 **101000**
Bussola
Sleeve

59 **101011**
Dado
Nut

60 **102001**
Giunzione diritta
JIC cono 37° - JIC cono 37°
Union JIC - JIC

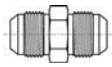

61 **102012**
Terminale diritto
JIC cono 37° - SAE UNF-UN
per sedi ISO 11926
Connector male JIC - SAE UNF-UN
with O.R. ISO 11926 ports

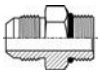

62 **102023**
Terminale diritto
JIC cono 37° - GAS cil. (BSPP)
con O.R. e rondella
per sedi ISO 1179
Connector male JIC - BSPP
with O.R. and retaining ring
ISO 1179 ports

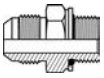

63 **102375**
Terminale diritto
JIC cono 37° - GAS cil. (JIS)
con O.R. per sedi JIS 2351
Connector male JIC - male JIS
with O.R. JIS 2351 ports

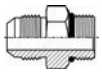

64 **102034**
Terminale diritto
JIC cono 37° - GAS cil. (BSPP)
con tenuta ad elastomero
per sedi ISO 1179
Connector male JIC - BSPP
with elastomer seal
ISO 1179 ports

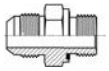

65 **102067**
Terminale diritto
JIC cono 37° - Metrico cil.
con O.R. e rondella
per sedi ISO 9974
Connector male JIC - Metric
with O.R. and retaining ring
ISO 9974 ports

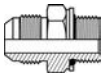

66 **102319**
Terminale diritto
JIC cono 37° - Metrico cil.
con O.R. per sedi ISO 6149
Connector male JIC - male Metric
with O.R. ISO 6149 ports

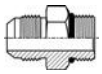

67 **102078**
Terminale diritto
JIC cono 37° - Metrico cil.
con tenuta ad elastomero
per sedi ISO 9974
Connector male JIC - Metric
with elastomer seal
ISO 9974 ports

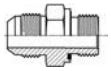

PAGINA / PAGE

INDICE FIGURATIVO
VISUAL INDEX

68 **102166**
Terminale diritto femmina
JIC cono 37° - maschio
SAE UNF-UN per sedi ISO 11926
Connector swivel female
JIC - male SAE UNF-UN
with O.R. ISO 11926 ports

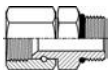

69 **102177**
Terminale diritto femmina
JIC cono 37° - maschio
GAS cil. (BSPP) con O.R. e rondella
per sedi ISO 1179
Connector swivel female
JIC - male BSPP
with O.R. and retaining ring
ISO 1179 ports

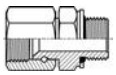

70 **102386**
Terminale diritto femmina
JIC cono 37° - maschio
GAS cil. (JIS) con O.R.
per sedi JIS 2351
Connector swivel female
JIC - male JIS
with O.R. JIS 2351 ports

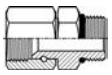

70 **102188**
Terminale diritto femmina
JIC cono 37° - maschio
GAS cil. (BSPP) con tenuta
ad elastomero per sedi ISO 1179
Connector swivel female
JIC - male BSPP
with elastomer seal ISO 1179 ports

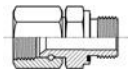

71 **102209**
Terminale diritto femmina
JIC cono 37° - maschio
Metrico cil. con O.R. e rondella
per sedi ISO 9974
Connector swivel female
JIC - male Metric
with O.R. and retaining ring
ISO 9974 ports

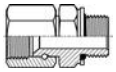

71 **102331**
Terminale diritto femmina
JIC cono 37° - maschio
Metrico cil. con O.R.
per sedi ISO 6149
Connector swivel female
JIC - male Metric
with O.R. ISO 6149 ports

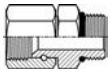

72 **102210**
Terminale diritto femmina
JIC cono 37° - maschio
Metrico cil. con tenuta
ad elastomero per sedi ISO 9974
Connector swivel female
JIC - male Metric
with elastomer seal
ISO 9974 ports

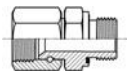

73 **102100**
Terminale diritto
JIC cono 37° - NPTF
per sedi SAE 476
Connector male
JIC - NPTF taper SAE 476 ports

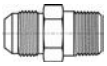

74 **102111**
Terminale diritto
JIC cono 37° - GAS conico (BSPT)
per sedi ISO 7
Connector male
JIC - BSPT taper ISO 7 ports

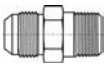

75 **102232**
Terminale diritto femmina
JIC cono 37° - maschio
NPTF per sedi SAE 476
Connector swivel female
JIC - male NPTF taper
SAE 476 ports

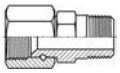

76 **102243**
Terminale diritto femmina
JIC cono 37° - maschio
GAS conico (BSPT)
per sedi ISO 7
Connector swivel female
JIC - male BSPT taper
ISO 7 ports

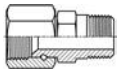

76 **102133**
Giunzione diritta maschio
JIC cono 37° - femmina NPTF
Adapter male JIC - female
NPTF taper

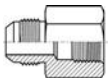

77 **102144**
Giunzione diritta maschio
JIC cono 37° - femmina
GAS cil. (BSPP)
Adapter male JIC - female BSPP

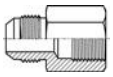

77 **102407**
Giunzione diritta maschio
JIC cono 37° - femmina JIC cono 37°
e attacco femmina BSPP
per presa di pressione
Straight union fitting male/female
JIC 37° cone + BSP port for
pressure test point

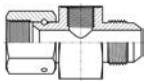

78 **102265**
Giunzione diritta femmina
JIC cono 37° - maschio
JIC cono 37°
Reducer male - female JIC

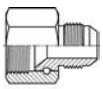

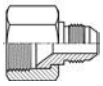

INDICE FIGURATIVO
VISUAL INDEX

79 **102276**
Giunzione diritta maschio
JIC cono 37° - sede a saldare
Braze connector male JIC

80 **102287**
Giunzione diritta femmina
JIC cono 37° - sede a saldare
Braze connector female JIC

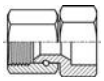

81 **102353**
Terminale diritto JIC cono 37° - maschio
GAS cil. (BSPP)
con cono interno 60°
per sedi ISO 8434-6
Connector male
JIC - male BSPP 60°
ISO 8434-6 ports

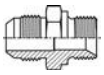

82 **102342**
Portamanometro maschio
JIC cono 37° - femmina
GAS cil. (BSPP)
Manometer connector
male JIC - female BSPP

82 **102298**
Portamanometro femmina
JIC cono 37° - femmina
GAS cil. (BSPP)
Manometer connector
female JIC - male BSPP

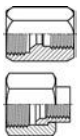

83 **101022**
Tappo maschio JIC
JIC Male plug

83 **101033**
Tappo femmina JIC
JIC Female plug

84 **103002**
Giunzione diritta passaparatia
JIC cono 37° - JIC cono 37°
Bulkhead union male
JIC - JIC

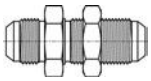

84 **103013**
Giunzione diritta passaparatia
JIC cono 37° - femmina NPTF
Bulkhead union male
JIC - female NPTF

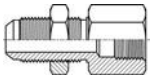

85 **104014**
Prolunga diritta
JIC cono 37° - SAE UNF-UN
per sedi ISO 11926
Long connector male
JIC - male SAE UNF-UN
with O.R. ISO 11926 ports

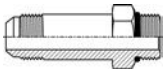

86 **104025**
Prolunga diritta
JIC cono 37° - GAS cil. (BSPP)
con O.R. e rondella
per sedi ISO 1179
Long connector male
JIC - male BSPP
with O.R. and retaining ring
ISO 1179 ports

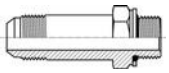

87 **104124**
Prolunga diritta
JIC cono 37° - GAS cil. (JIS)
con O.R. per sedi JIS 2351
Long connector male
JIC - male JIS
with O.R. JIS 2351 ports

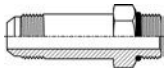

87 **104058**
Prolunga diritta
JIC cono 37° - Metrico cil.
con O.R. e rondella
per sedi ISO 9974
Long connector male
JIC - male Metric
with O.R. and retaining ring
ISO 9974 ports

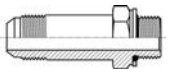

88 **104092**
Prolunga diritta
JIC cono 37° - Metrico cil.
con O.R. per sedi ISO 6149
Long connector male
JIC - male Metric
with O.R. ISO 6149 ports

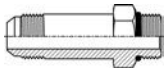

88 **105004**
Giunzione 45° maschio
JIC cono 37° - femmina
JIC cono 37°
45° elbow union male
JIC - swivel female JIC

INDICE FIGURATIVO
VISUAL INDEX

89 **105015**
Terminale orientabile 45°
JIC cono 37° - SAE UNF-UN
per sedi ISO 11926
45° (ADJ) elbow male
JIC - male SAE UNF-UN
with O.R. ISO 11926 ports

90 **105026**
Terminale orientabile 45°
JIC cono 37° - GAS cil. (BSPP)
con O.R. e rondella per sedi ISO 1179
45° (ADJ) elbow male JIC - male BSPP
with O.R. and retaining ring
ISO 1179 ports

91 **105093**
Terminale orientabile 45°
JIC cono 37° - GAS cil. (JIS)
con O.R. per sedi JIS 2351
45° (ADJ) elbow male
JIC - male JIS
with O.R. JIS 2351 ports

92 **105037**
Terminale orientabile 45° JIC cono
37° - Metrico cil. con O.R. e rondella
per sedi ISO 9974
45° (ADJ) elbow male JIC - male
Metric with O.R. and retaining ring
ISO 9974 ports

93 **105082**
Terminale orientabile 45°
JIC cono 37° - Metrico cil.
con O.R. per sedi ISO 6149
45° (ADJ) elbow male
JIC - male Metric
with O.R. ISO 6149 ports

94 **105048**
Terminale 45°
JIC cono 37° - NPTF
per sedi SAE 476
45° elbow male
JIC - male NPTF taper
SAE 476 ports

95 **105059**
Terminale 45°
JIC cono 37° - GAS conico (BSPT)
per sedi ISO 7
45° elbow male
JIC - male BSPT taper ISO 7 ports

96 **106005**
Giunzione 45° passaparatia
JIC cono 37° - JIC cono 37°
45° bulkhead elbow male
JIC - JIC

96 **107006**
Giunzione 90°
JIC cono 37° - JIC cono 37°
90° elbow male
JIC - JIC

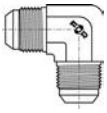

97 **107017**
Giunzione 90° maschio
JIC cono 37° - femmina
JIC cono 37°
90° elbow male
JIC - swivel female JIC

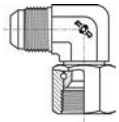

98 **107028**
Terminale orientabile 90°
JIC cono 37° - SAE UNF-UN
per sedi ISO 11926
90° (ADJ) elbow male JIC - male
SAE UNF-UN with O.R.
ISO 11926 ports

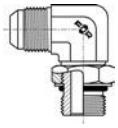

99 **107039**
Terminale orientabile 90°
JIC cono 37° - GAS cil. (BSPP)
con O.R. e rondella per sedi ISO 1179
90° (ADJ) elbow male JIC - male BSPP
with O.R. and retaining ring
ISO 1179 ports

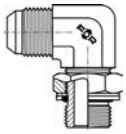

100 **107194**
Terminale orientabile 90°
JIC cono 37° - GAS cil. (JIS)
con O.R. per sedi JIS 2351
90° (ADJ) elbow male
JIC - male JIS with O.R. JIS 2351 ports

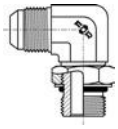

101 **107183**
Terminale orientabile 90°
femmina JIC cono 37° - GAS cil.
(BSPP) con O.R. e rondella
per sedi ISO 1179
90° (ADJ) elbow swivel female JIC
male BSPP with O.R. and retaining
ring ISO 1179 ports

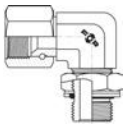

102 **107040**
Terminale orientabile 90° JIC cono
37° - Metrico cil. con O.R. e rondella
per sedi ISO 9974
90° (ADJ) elbow male JIC - male
Metric with O.R.and retaining ring
ISO 9974 ports

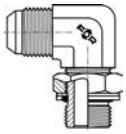

INDICE FIGURATIVO
VISUAL INDEX

103 **107161**
Terminale orientabile 90°
JIC cono 37° - Metrico cil.
con O.R. per sedi ISO 6149
90° (ADJ) elbow male
JIC - male Metric
with O.R. ISO 6149 ports

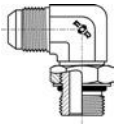

104 **107051**
Terminale 90°
JIC cono 37° - NPTF
per sedi SAE 476
90° elbow male
JIC - male NPTF
taper SAE 476 ports

105 **107062**
Terminale 90°
JIC cono 37° - GAS conico (BSPT)
per sedi ISO 7
90° elbow male
JIC - male BSPT
taper ISO 7 ports

106 **107084**
Giunzione 90°
JIC cono 37° - femmina NPTF
90° elbow male
JIC - female NPTF

106 **107095**
Giunzione 90°
JIC cono 37° - femmina
Gas cil. (BSPP)
90° elbow male
JIC - female BSPP

107 **107116**
Giunzione 90° maschio
JIC cono 37° - sede a saldare
90° elbow male
JIC - braze female

107 **107127**
Giunzione 90° maschio
JIC cono 37° - codolo a saldare
90° elbow male
JIC - buttweld

108 **108007**
Giunzione 90° passaparatia
JIC cono 37° - JIC cono 37°
90° bulkhead elbow
male JIC - JIC

108 **109008**
Terminale lungo 90°
JIC cono 37° - NPTF
per sedi SAE 476
90° long elbow male
JIC - male NPTF
taper SAE 476 ports

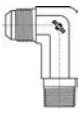

109 **110000**
Prolunga orientabile 90°
JIC cono 37° - SAE UNF-UN
per sedi ISO 11926
90° (ADJ) long elbow male
JIC - male SAE UNF-UN
with O.R. ISO 11926 ports

110 **110011**
Prolunga orientabile 90°
JIC cono 37° - GAS cil. (BSPP)
con O.R. e rondella per sedi ISO 1179
90° (ADJ) long elbow male
JIC - male BSPP with O.R. and
retaining ring nISO 1179 ports

111 **110088**
Prolunga orientabile 90°
JIC cono 37° - GAS cil. (JIS)
con O.R. per sedi JIS 2351
90° (ADJ) long elbow male
JIC - male JIS
with O.R. JIS 2351 ports

112 **110022**
Prolunga orientabile 90° JIC cono 37°
- Metrico cil. con O.R. e rondella per
sedi ISO 9974
90° (ADJ) long elbow male JIC - male
Metric ith O.R. and retaining ring
ISO 9974 ports

113 **110077**
Prolunga orientabile 90°
JIC cono 37° - Metrico cil.
con O.R. per sedi ISO 6149
90° (ADJ) long elbow male
JIC - male Metric
with O.R. ISO 6149 ports

114 **110033**
Prolunga 90°
JIC cono 37° - NPTF
per sedi SAE 476
90° long elbow male
JIC - male NPTF
taper SAE 476 ports

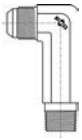

INDICE FIGURATIVO
VISUAL INDEX

115 **111001**
Giunzione a "T" maschi
JIC cono 37°
Union tee male JIC

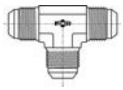

116 **111012**
Giunzione a "T" maschi
JIC cono 37° - femmina JIC cono 37°
Swivel nut branch tee male JIC

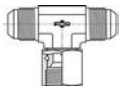

117 **111023**
Terminale orientabile a "T"
JIC cono 37° - SAE UNF-UN
per sedi ISO 11926
Branch (ADJ) tee male
JIC - male SAE UNF-UN
with O.R. ISO 11926 ports

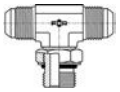

118 **111034**
Terminale orientabile a "T"
JIC cono 37° - GAS cil. (BSPP)
con O.R. e rondella
per sedi ISO 1179
Branch (ADJ) tee male
JIC - male BSPP
with O.R. and retaining ring
ISO 1179 ports

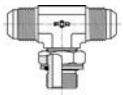

119 **111166**
Terminale orientabile a "T"
JIC cono 37° - GAS cil. (JIS)
con O.R. per sedi JIS 2351
Branch (ADJ) tee male
JIC - male JIS
with O.R. JIS 2351 ports

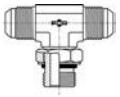

120 **111045**
Terminale orientabile a "T"
JIC cono 37° - Metrico cil.
con O.R. e rondella
per sedi ISO 9974
Branch (ADJ) tee male
JIC - male Metric
with O.R. and retaining ring
ISO 9974 ports

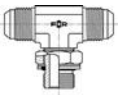

121 **111122**
Terminale orientabile a "T"
JIC cono 37° - Metrico cil.
con O.R. per sedi ISO 6149
Branch (ADJ) tee male
JIC - male Metric
with O.R. ISO 6149 ports

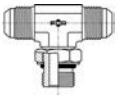

121 **111056**
Terminale a "T"
JIC cono 37° - NPTF
per sedi SAE 476
Branch tee male
JIC - male NPTF
taper SAE 476 ports

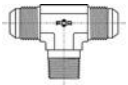

122 **111067**
Terminale a "T"
JIC cono 37° - GAS conico (BSPT)
per sedi ISO 7
Branch tee male
JIC - male BSPT
taper ISO 7 ports

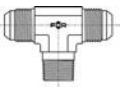

122 **111089**
Giunzione a "T" maschi
JIC cono 37° - femmina NPTF
Branch tee male
JIC - female NPTF

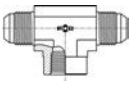

123 **111090**
Giunzione a "T" maschi
JIC cono 37° - femmina
GAS cil. (BSPP)
Branch tee male
JIC - female BSPP

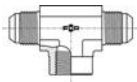

123 **112002**
Giunzione a "T" passaparatia
maschi JIC cono 37°
Bulkhead branch tee male JIC

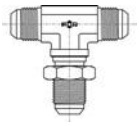

124 **113003**
Giunzione a "L" maschi
JIC cono 37° - femmina
JIC cono 37°
Swivel nut run tee male
JIC - female JIC

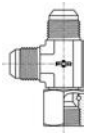

125 **113014**
Terminale orientabile a "L"
JIC cono 37° - SAE UNF-UN
per sedi ISO 11926
Run (ADJ) tee male
JIC - male SAE UNF-UN
with O.R. ISO 11926 ports

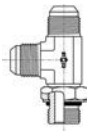

126 **113025**
Terminale orientabile a "L"
JIC cono 37° - GAS cil. (BSPP)
con O.R. e rondella per sedi ISO 1179
Run (ADJ) tee male
JIC - male BSPP with O.R.
and retaining ring ISO 1179 ports

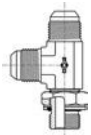

INDICE FIGURATIVO
VISUAL INDEX

127 **113135**
Terminale orientabile ad "L"
JIC cono 37° - GAS cil. (JIS)
con O.R. per sedi JIS 2351
Run (ADJ) tee male
JIC - male JIS
with O.R. JIS 2351 ports

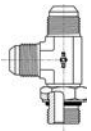

128 **113036**
Terminale orientabile a "L"
JIC cono 37° - Metrico cil.
con O.R. e rondella
per sedi ISO 9974
Run (ADJ) tee male JIC - male Metric
with O.R. and retaining ring
ISO 9974 ports

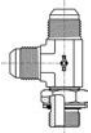

129 **113113**
Terminale orientabile ad "L"
JIC cono 37° - Metrico cil. con O.R.
per sedi ISO 6149
Run (ADJ) tee male
JIC - male Metric
with O.R. ISO 6149

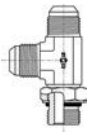

130 **113047**
Terminale a "L"
JIC cono 37° - NPTF
per sedi SAE 476
Run tee male
JIC - male NPTF
taper SAE 476 ports

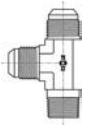

131 **113058**
Terminale a "L"
JIC cono 37° - GAS conico (BSPT)
per sedi ISO 7
Run tee male
JIC - male BSPT
taper ISO 7 ports

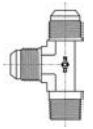

131 **113070**
Giunzione a "L" maschi
JIC cono 37° - femmina NPTF
Run tee male
JIC - female NPTF

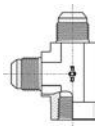

132 **113081**
Giunzione a "L" maschi
JIC cono 37° - femmina
GAS cil. (BSPP)
Run tee male
JIC - female BSPP

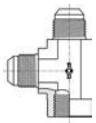

133 **114004**
Giunzione a "L" passaparatia
maschi JIC cono 37°
Bulkhead run tee male JIC

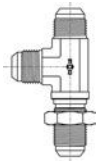

133 **115005**
Giunzione a croce maschi
JIC cono 37°
Union cross male JIC

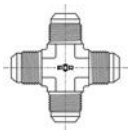

134 **402008**
Flangia diritta maschio
JIC cono 37° - SAE 3000 PSI
Straight male
JIC - SAE 3000 PSI flange

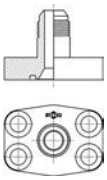

134 **402503**
Flangia diritta maschio
JIC cono 37° - SAE 6000 PSI
Straight male
JIC - SAE 6000 PSI flange

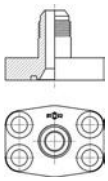

135 **407035**
Flangia 90° maschio
JIC cono 37° - SAE 3000 PSI
90° male
JIC - SAE 3000 PSI flange

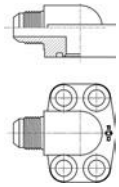

135 **407530**
Flangia 90° maschio
JIC cono 37° - SAE 6000 PSI
90° male
JIC - SAE 6000 PSI flange

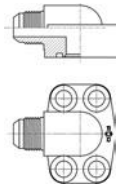

136 **405001**
Flangia 45° orientabile maschio
JIC cono 37° - SAE 3000 PSI
45° (ADJ) male
JIC - SAE 3000 PSI flange

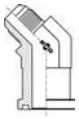

136 **405506**
Flangia 45° orientabile maschio
JIC cono 37° - SAE 6000 PSI
45° (ADJ) male
JIC - SAE 6000 PSI flange

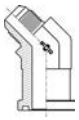

INDICE FIGURATIVO
VISUAL INDEX

137 407002
Flangia 90° orientabile maschio
JIC cono 37° - SAE 3000 PSI
90° (ADJ) male
JIC - SAE 3000 PSI flange

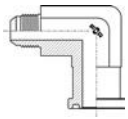

137 407507
Flangia 90° orientabile maschio
JIC cono 37° - SAE 6000 PSI
90° (ADJ) male
JIC - SAE 6000 PSI flange

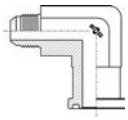

138 411006
Flangia a "T" orientabile
maschi JIC cono 37° - SAE 3000 PSI
Branch (ADJ) tee male
JIC - SAE 3000 PSI flange

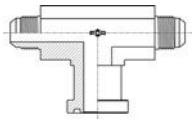

138 411501
Flangia a "T" orientabile maschi
JIC cono 37° - SAE 6000 PSI
Branch (ADJ) tee male
JIC - SAE 6000 PSI flange

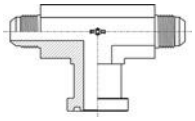

139 413008
Flangia a "L" orientabile maschi
JIC cono 37° - SAE 3000 PSI
Run (ADJ) tee male
JIC - SAE 3000 PSI flange

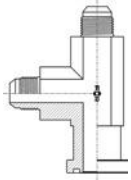

139 413503
Flangia a "L" orientabile maschi
JIC cono 37° - SAE 6000 PSI
Run (ADJ) tee male
JIC - SAE 6000 PSI flange

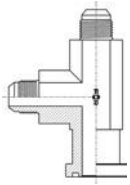

140 402130
Flangia diritta maschio
JIC cono 37° - interasse metrico
4 fori per viti standard
Straight male
JIC - 4 bolts metric flange std. screw

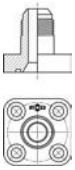

140 402131
Flangia diritta maschio
JIC cono 37° - interasse metrico
4 fori per viti maggiorate
Straight male
JIC - 4 bolts metric flange heavy screw

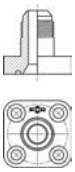

141 407123
Flangia 90° maschio
JIC cono 37° - interasse metrico
3 fori per viti standard
90° male JIC - 3 bolts metric
flange std. screw

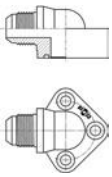

141 407124
Flangia 90° maschio
JIC cono 37° - interasse metrico
3 fori per viti maggiorate
90° male JIC - 3 bolts metric
flange heavy screw

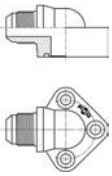

142 407167
Flangia 90° maschio
JIC cono 37° - interasse metrico
4 fori per viti standard
90° male JIC - 4 bolts metric
flange std. screw

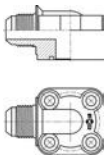

142 407168
Flangia 90° maschio
JIC cono 37° - interasse metrico
4 fori per viti maggiorate
90° male JIC - 4 bolts metric
flange heavy screw

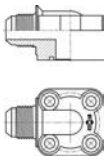

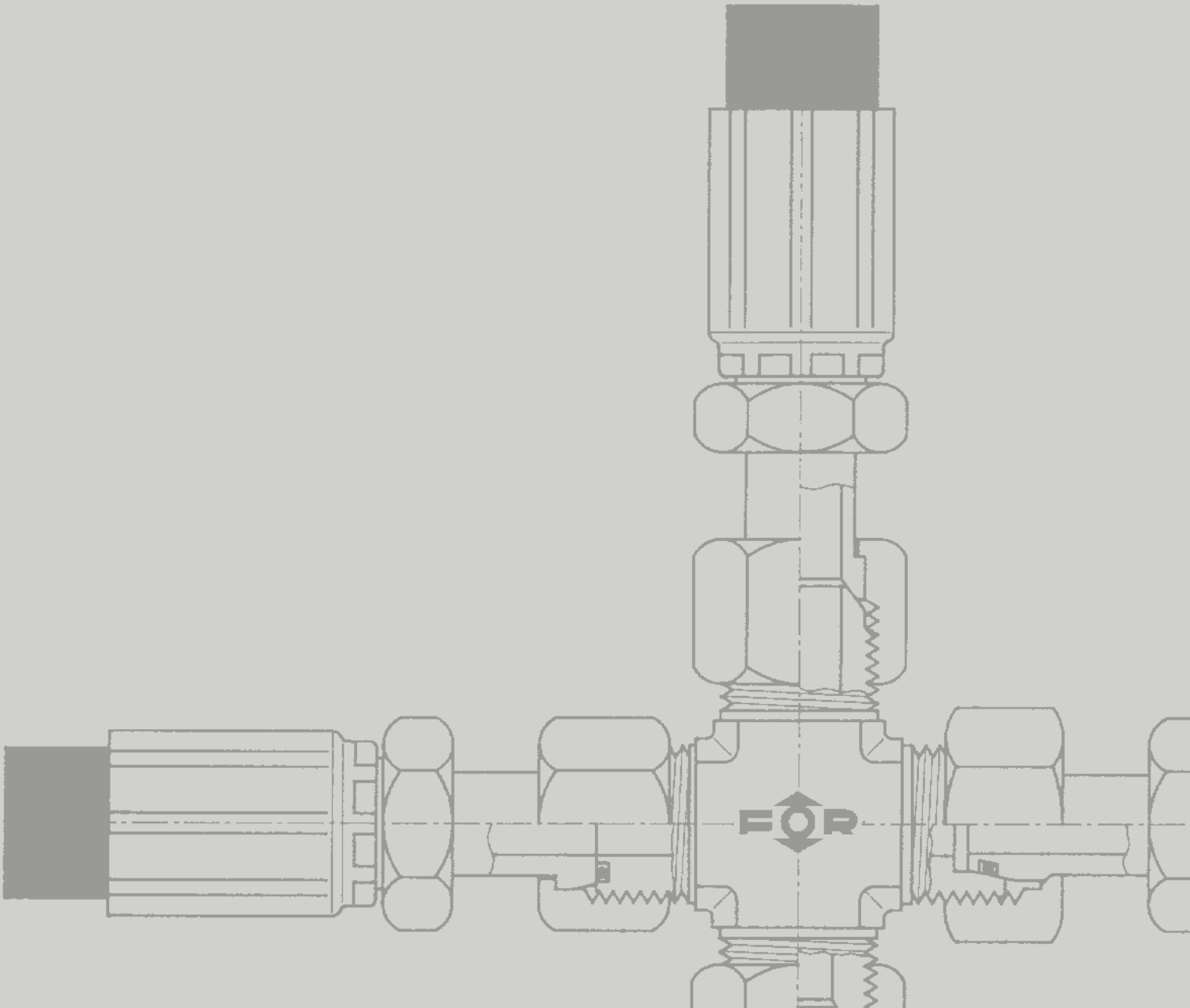
FOR

101000

Bussola
Sleeve

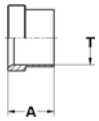

T MM.	RIFERIMENTO REFERENCE	A
6	**A101000/06**	10,5
8	**A101000/08**	11,5
10	**A101000/10**	12,5
12	**A101000/12**	14,5
14	**A101000/14**	16,5
15	**A101000/15**	16,5
16	**A101000/16**	16,5
18	**A101000/18**	17
20	**A101000/20**	17
22	**A101000/22**	19
25	**A101000/25**	19,5
28	**A101000/28**	21
30	**A101000/30**	23
32	**A101000/32**	23
38	**A101000/38**	28,5
50	**A101000/50**	30

101011

Dado
Nut

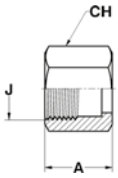

T MM.	RIFERIMENTO REFERENCE	J UNF-UN	A	CH
6	**A101011/06**	7/16-20	15,5	14
8	**A101011/08**	1/2-20	17	17
10	**A101011/10**	9/16-18	18,5	17
10	**A101011/1019**	9/16-18	18,5	19
12	**A101011/12**	3/4-16	21,5	22
14÷16	**A101011/16**	7/8-14	24,5	27
18-20	**A101011/18**	1"1/16-12	26	32
18-20	**A101011/20**	1"1/16-12	26	32
22	**A101011/22**	1"3/16-12	27,5	36
25	**A101011/25**	1"5/16-12	28,5	38
25	**A101011/2541**	1"5/16-12	28,5	41
30-32	**A101011/32**	1"5/8-12	31	50
38	**A101011/38**	1"7/8-12	36	57
38	**A101011/3860**	1"7/8-12	36	60
50	**A101011/50**	2"1/2-12	44,5	75

FOR S.P.A. - NORME E DIMENSIONI SOGGETTE A MODIFICHE SENZA PREAVVISO.
FOR S.P.A. - DESIGN DETAILS AND SPECIFICATIONS SUBJECT TO CHANGE WITHOUT PRIOR NOTICE.

RACCORDI PER TUBI SVASATI - 37°

37° - FLARED TUBE CONNECTORS

102001

Giunzione diritta
JIC cono 37° - JIC cono 37°
Union JIC - JIC

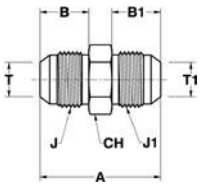

T		T1		RIFERIMENTO REFERENCE	J	J1	A	B	B1	CH
MM.	IN.	MM.	IN.		UNF-UN	UNF-UN				
6	1/4	6	1/4	**A102001/06**	7/16-20	7/16-20	35	14	14	13
8	5/16	8	5/16	**A102001/08**	1/2-20	1/2-20	35	14	14	14
10	3/8	10	3/8	**A102001/10**	9/16-18	9/16-18	36	14	14	16
12	1/2	12	1/2	**A102001/12**	3/4-16	3/4-16	41	17	17	21
14÷16	5/8	14÷16	5/8	**A102001/16**	7/8-14	7/8-14	48	19,5	19,5	24
18-20	3/4	18-20	3/4	**A102001/20**	1"1/16-12	1"1/16-12	55	22	22	30
22	7/8	22	7/8	**A102001/22**	1"3/16-12	1"3/16-12	56	22,5	22,5	32
25	1"	25	1"	**A102001/25**	1"5/16-12	1"5/16-12	57	23	23	35
30-32	1"1/4	30-32	1"1/4	**A102001/32**	1"5/8-12	1"5/8-12	61,5	24,5	24,5	42
38	1"1/2	38	1"1/2	**A102001/38**	1"7/8-12	1"7/8-12	70	27,5	27,5	50
8	5/16	6	1/4	**SA102001/0806**	1/2-20	7/16-20	35	14	14	14
10	3/8	6	1/4	**SA102001/1006**	9/16-18	7/16-20	35.5	14	14	16
10	3/8	8	5/16	**SA102001/1008**	9/16-18	1/2-20	35.5	14	14	16
12	1/2	6	1/4	**SA102001/1206**	3/4-16	7/16-20	39	17	14	21
12	1/2	8	5/16	**SA102001/1208**	3/4-16	1/2-20	38.5	17	14	21
12	1/2	10	3/8	**SA102001/1210**	3/4-16	9/16-18	39	17	14	21
14÷16	5/8	8	5/16	**SA102001/1608**	7/8-14	1/2-20	42.5	19,5	14	24
14÷16	5/8	10	3/8	**SA102001/1610**	7/8-14	9/16-18	42	19,5	14	24
14÷16	5/8	12	1/2	**SA102001/1612**	7/8-14	3/4-16	45	19,5	17	24
18-20	3/4	10	3/8	**SA102001/2010**	1"1/16-12	9/16-18	47	22	14	30
18-20	3/4	12	1/2	**SA102001/2012**	1"1/16-12	3/4-16	50	22	17	30
18-20	3/4	14÷16	5/8	**SA102001/2016**	1"1/16-12	7/8-14	52.5	22	19,5	30
22	7/8	14÷16	5/8	**SA102001/2216**	1"3/16-12	7/8-14	53	22,5	19,5	32
22	7/8	18-20	3/4	**SA102001/2220**	1"3/16-12	1"1/16-12	55.5	22,5	22	32
25	1"	8	5/16	**SA102001/2508**	1"5/16-12	1/2-20	48	23	14	35
25	1"	14÷16	5/8	**SA102001/2516**	1"5/16-12	7/8-14	53.5	23	19,5	35
25	1"	18-20	3/4	**SA102001/2520**	1"5/16-12	1"1/16-12	56	23	22	35
25	1"	22	7/8	**SA102001/2522**	1"5/16-12	1"3/16-12	57	23	22,5	35
30-32	1"1/4	22	7/8	**SA102001/3222**	1"5/8-12	1"3/16-12	60	24,5	22,5	42
30-32	1"1/4	25	1"	**SA102001/3225**	1"5/8-12	1"5/16-12	60.5	24,5	23	42
38	1"1/2	30-32	1"1/4	**SA102001/3832**	1"7/8-12	1"5/8-12	65.5	27,5	24,5	50
50	2"	50	2"	**SA102001/50**	2"1/2-12	2"1/2-12	86.5	34	34	70

FOR S.P.A. - NORME E DIMENSIONI SOGGETTE A MODIFICHE SENZA PREAVVISO.
FOR S.P.A. - DESIGN DETAILS AND SPECIFICATIONS SUBJECT TO CHANGE WITHOUT PRIOR NOTICE.

102012

Terminale diritto
JIC cono 37° - SAE UNF-UN
per sedi ISO 11926
Connector male JIC - SAE UNF-UN
with O.R. ISO 11926 ports

SEDI PAG.30 / *PORTS PAG.30*

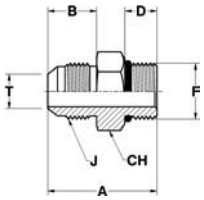

T MM.	T IN.	RIFERIMENTO REFERENCE	J UNF-UN	F UNF-UN	A	B	D	CH
6	1/4	**A102012/0611**	7/16-20	7/16-20	31	14	9	14
6	1/4	**A102012/0612**	7/16-20	1/2-20	31	14	9	16
6	1/4	**A102012/0614**	7/16-20	9/16-18	32,5	14	10	19
8	5/16	**A102012/0812**	1/2-20	1/2-20	31	14	9	16
10	3/8	**A102012/1014**	9/16-18	9/16-18	33	14	10	19
10	3/8	**A102012/1019**	9/16-18	3/4-16	35	14	11	22
12	1/2	**A102012/1219**	3/4-16	3/4-16	37,5	17	11	22
12	1/2	**A102012/1222**	3/4-16	7/8-14	40,5	17	13	27
12	1/2	**A102012/1227**	3/4-16	1"1/16-12	44,5	17	15	32
14÷16	5/8	**A102012/1619**	7/8-14	3/4-16	40,5	19,5	11	24
14÷16	5/8	**A102012/1622**	7/8-14	7/8-14	43	19,5	13	27
14÷16	5/8	**A102012/1627**	7/8-14	1"1/16-12	47	19,5	15	32
18-20	3/4	**A102012/2019**	1"1/16-12	3/4-16	44,5	22	11	27
18-20	3/4	**A102012/2022**	1"1/16-12	7/8-14	47	22	13	27
18-20	3/4	**A102012/2027**	1"1/16-12	1"1/16-12	50	22	15	32
18-20	3/4	**A102012/2033**	1"1/16-12	1"5/16-12	50,5	22	15	38
22	7/8	**A102012/2230**	1"3/16-12	1"3/16-12	50.5	22,5	15	35
25	1"	**A102012/2527**	1"5/16-12	1"1/16-12	50,5	23	15	35
25	1"	**A102012/2533**	1"5/16-12	1"5/16-12	52	23	15	38
25	1"	**A102012/2541**	1"5/16-12	1"5/8-12	54	23	15	48
30-32	1"1/4	**A102012/3241**	1"5/8-12	1"5/8-12	55	24,5	15	48
38	1"1/2	**A102012/3848**	1"7/8-12	1"7/8-12	60	27,5	15	55
6	1/4	**SA102012/0609**	7/16-20	3/8-24	30	14	7,5	13
6	1/4	**SA102012/0619**	7/16-20	3/4-16	35	14	11	22
8	5/16	**SA102012/0811**	1/2-20	7/16-20	31	14	9	14
8	5/16	**SA102012/0814**	1/2-20	9/16-18	33	14	10	19
8	5/16	**SA102012/0819**	1/2-20	3/4-16	35	14	11	22
10	3/8	**SA102012/1009**	9/16-18	3/8-24	31	14	7,5	16
10	3/8	**SA102012/1011**	9/16-18	7/16-20	32,5	14	9	16
10	3/8	**SA102012/1012**	9/16-18	1/2-20	32,5	14	9	16
10	3/8	**SA102012/1022**	9/16-18	7/8-14	37.5	14	13	27
12	1/2	**SA102012/1211**	3/4-16	7/16-20	35	17	9	22
12	1/2	**SA102012/1214**	3/4-16	9/16-18	35	17	10	22
14÷16	5/8	**SA102012/1612**	7/8-14	1/2-20	38.5	19,5	9	24
14÷16	5/8	**SA102012/1614**	7/8-14	9/16-18	38.5	19,5	10	24
14÷16	5/8	**SA102012/1630**	7/8-14	1"3/16-12	47	19,5	15	35
14÷16	5/8	**SA102012/1633**	7/8-14	1"5/16-12	48	19,5	15	38
18-20	3/4	**SA102012/2030**	1"1/16-12	1"3/16-12	50	22	15	35
22	7/8	**SA102012/2227**	1"3/16-12	1"1/16-12	49,5	22,5	15	35
22	7/8	**SA102012/2233**	1"3/16-12	1"5/16-12	51,5	22,5	15	38
25	1"	**SA102012/2519**	1"5/16-12	3/4-16	47.5	23	11	36
25	1"	**SA102012/2522**	1"5/16-12	7/8-14	48	23	13	35
25	1"	**SA102012/2530**	1"5/16-12	1"3/16-12	51,5	23	15	35
30-32	1"1/4	**SA102012/3227**	1"5/8-12	1"1/16-12	53	24,5	15	42
30-32	1"1/4	**SA102012/3233**	1"5/8-12	1"5/16-12	53	24,5	15	42
30-32	1"1/4	**SA102012/3248**	1"5/8-12	1"7/8-12	56.5	24,5	15	55
38	1"1/2	**SA102012/3841**	1"7/8-12	1"5/8-12	64,5	27,5	15	50
38	1"1/2	**SA102012/3863**	1"7/8-12	2"1/2-12	64	27,5	15	70
50	2"	**SA102012/5063**	2"1/2-12	2"1/2-12	70.5	34	15	70

FOR S.P.A. - NORME E DIMENSIONI SOGGETTE A MODIFICHE SENZA PREAVVISO.
FOR S.P.A. - DESIGN DETAILS AND SPECIFICATIONS SUBJECT TO CHANGE WITHOUT PRIOR NOTICE.

RACCORDI PER TUBI SVASATI - 37°

37° - FLARED TUBE CONNECTORS

102023

Terminale diritto
JIC cono 37° - GAS cil. (BSPP)
con O.R. e rondella
per sedi ISO 1179
Connector male JIC - BSPP
with O.R. and retaining ring
ISO 1179 ports

SEDI PAG.32 / *PORTS PAG.32*

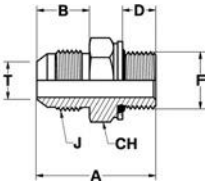

T MM.	T IN.	RIFERIMENTO REFERENCE	J UNF-UN	F GAS CIL.BSPP	A	B	D	CH
6	1/4	**A102023/0610**	7/16-20	1/8	29	14	7	14
6	1/4	**A102023/0613**	7/16-20	1/4	34.5	14	10	19
6	1/4	**A102023/0617**	7/16-20	3/8	34.5	14	10	24
6	1/4	**A102023/0621**	7/16-20	1/2	38	14	12	27
8	5/16	**A102023/0810**	1/2-20	1/8	29	14	7	14
8	5/16	**A102023/0813**	1/2-20	1/4	34.5	14	10	19
8	5/16	**A102023/0817**	1/2-20	3/8	34.5	14	10	24
10	3/8	**A102023/1013**	9/16-18	1/4	34.5	14	10	19
10	3/8	**A102023/1017**	9/16-18	3/8	34.5	14	10	24
10	3/8	**A102023/1021**	9/16-18	1/2	38	14	12	27
12	1/2	**A102023/1213**	3/4-16	1/4	37.5	17	10	22
12	1/2	**A102023/1217**	3/4-16	3/8	37.5	17	10	24
12	1/2	**A102023/1221**	3/4-16	1/2	41	17	12	27
12	1/2	**A102023/1226**	3/4-16	3/4	45	17	14	36
14÷16	5/8	**A102023/1617**	7/8-14	3/8	40.5	19,5	10	24
14÷16	5/8	**A102023/1621**	7/8-14	1/2	43.5	19,5	12	27
14÷16	5/8	**A102023/1626**	7/8-14	3/4	47.5	19,5	14	36
18-20	3/4	**A102023/2021**	1"1/16-12	1/2	47	22	12	30
18-20	3/4	**A102023/2026**	1"1/16-12	3/4	50	22	14	36
18-20	3/4	**A102023/2033**	1"1/16-12	1"	52.5	22	15,5	41
22	7/8	**A102023/2226**	1"3/16-12	3/4	50.5	22,5	14	36
25	1"	**A102023/2526**	1"5/16-12	3/4	51	23	14	36
25	1"	**A102023/2533**	1"5/16-12	1"	53.5	23	15,5	41
25	1"	**A102023/2542**	1"5/16-12	1"1/4	57	23	17,5	50
30-32	1"1/4	**A102023/3233**	1"5/8-12	1"	55.5	24,5	15,5	42
30-32	1"1/4	**A102023/3242**	1"5/8-12	1"1/4	58.5	24,5	17,5	50
38	1"1/2	**A102023/3842**	1"7/8-12	1"1/4	61.5	27,5	17,5	50
38	1"1/2	**A102023/3848**	1"7/8-12	1"1/2	65.5	27,5	19,5	60
8	5/16	**SA102023/0821**	1/2-20	1/2	38	14	14	27
8	5/16	**SA102023/0826**	1/2-20	3/4	42	14	14	36
10	3/8	**SA102023/1010**	9/16-18	1/8	29	14	7	17
10	3/8	**SA102023/1026**	9/16-18	3/4	42	14	14	36
10	3/8	**SA102023/1033**	9/16-18	1"	44.5	14	15,5	41
12	1/2	**SA102023/1210**	3/4-16	1/8	33.5	17	7	22
12	1/2	**SA102023/1233**	3/4-16	1"	47	17	15,5	41
14÷16	5/8	**SA102023/1613**	7/8-14	1/4	40.5	19,5	10	24
14÷16	5/8	**SA102023/1633**	7/8-14	1"	50	19,5	15,5	41
14÷16	5/8	**SA102023/1642**	7/8-14	1"1/4	53.5	19,5	17,5	50
18-20	3/4	**SA102023/2017**	1"1/16-12	3/8	45	22	10	27
18-20	3/4	**SA102023/2023**	1"1/16-12	5/8	47	22	14	30
18-20	3/4	**SA102023/2042**	1"1/16-12	1"1/4	56	22	17,5	50
18-20	3/4	**SA102023/2048**	1"1/16-12	1"1/2	60	22	19,5	60
22	7/8	**SA102023/2221**	1"3/16-12	1/2	48.5	22,5	14	32
22	7/8	**SA102023/2233**	1"3/16-12	1"	53	22,5	15,5	41
22	7/8	**SA102023/2242**	1"3/16-12	1"1/4	56.5	22,5	17,5	50
25	1"	**SA102023/2521**	1"5/16-12	1/2	49	23	14	36
25	1"	**SA102023/2548**	1"5/16-12	1"1/2	61	23	19,5	60
30-32	1"1/4	**SA102023/3226**	1"5/8-12	3/4	53	24,5	14	42
30-32	1"1/4	**SA102023/3248**	1"5/8-12	1"1/2	62.5	24,5	19,5	60
38	1"1/2	**SA102023/3833**	1"7/8-12	1"	59.5	27,5	15,5	50

FOR S.P.A. - NORME E DIMENSIONI SOGGETTE A MODIFICHE SENZA PREAVVISO.
FOR S.P.A. - DESIGN DETAILS AND SPECIFICATIONS SUBJECT TO CHANGE WITHOUT PRIOR NOTICE.

102375

Terminale diritto
JIC cono 37° - GAS cil. (JIS)
con O.R. per sedi JIS 2351
Connector male JIC - male JIS
with O.R. JIS 2351 ports

SEDI PAG.31 / *PORTS PAG.31*

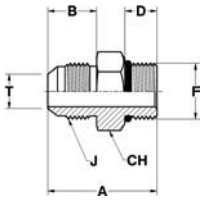

T MM.	T IN.	RIFERIMENTO REFERENCE	J UNF-UN	F GAS CIL.JIS	A	B	D	CH
6	1/4	**A102375/0610**	7/16-20	1/8	30	14	9	14
6	1/4	**A102375/0613**	7/16-20	1/4	34,5	14	12	19
6	1/4	**A102375/0617**	7/16-20	3/8	34.5	14	12	22
6	1/4	**A102375/0621**	7/16-20	1/2	40	14	16	27
8	5/16	**A102375/0810**	1/2-20	1/8	30	14	9	14
8	5/16	**A102375/0813**	1/2-20	1/4	34.5	14	12	19
8	5/16	**A102375/0817**	1/2-20	3/8	34.5	14	12	22
10	3/8	**A102375/1013**	9/16-18	1/4	34.5	14	12	19
10	3/8	**A102375/1017**	9/16-18	3/8	34.5	14	12	22
10	3/8	**A102375/1021**	9/16-18	1/2	40	14	16	27
12	1/2	**A102375/1213**	3/4-16	1/4	37.5	17	12	22
12	1/2	**A102375/1217**	3/4-16	3/8	37.5	17	12	22
12	1/2	**A102375/1221**	3/4-16	1/2	43	17	16	27
12	1/2	**A102375/1226**	3/4-16	3/4	46	17	17	36
14÷16	5/8	**A102375/1617**	7/8-14	3/8	40.5	19,5	12	24
14÷16	5/8	**A102375/1621**	7/8-14	1/2	45,5	19,5	16	27
14÷16	5/8	**A102375/1626**	7/8-14	3/4	48,5	19,5	17	36
18-20	3/4	**A102375/2021**	1"1/16-12	1/2	49	22	16	30
18-20	3/4	**A102375/2026**	1"1/16-12	3/4	51	22	17	36
18-20	3/4	**A102375/2033**	1"1/16-12	1"	54,5	22	20	41
22	7/8	**A102375/2226**	1"3/16-12	3/4	51,5	22,5	17	36
25	1"	**A102375/2526**	1"5/16-12	3/4	52	23	17	36
25	1"	**A102375/2533**	1"5/16-12	1"	55,5	23	20	41
25	1"	**A102375/2542**	1"5/16-12	1"1/4	57	23	20	50
30-32	1"1/4	**A102375/3233**	1"5/8-12	1"	57,5	24,5	20	42
30-32	1"1/4	**A102375/3242**	1"5/8-12	1"1/4	58.5	24,5	20	50
38	1"1/2	**A102375/3842**	1"7/8-12	1"1/4	61.5	27,5	20	50
38	1"1/2	**A102375/3848**	1"7/8-12	1"1/2	63,5	27,5	20	55

FOR S.P.A. - NORME E DIMENSIONI SOGGETTE A MODIFICHE SENZA PREAVVISO.
FOR S.P.A. - DESIGN DETAILS AND SPECIFICATIONS SUBJECT TO CHANGE WITHOUT PRIOR NOTICE.

RACCORDI PER TUBI SVASATI - 37°

37° - FLARED TUBE CONNECTORS

102034

Terminale diritto
JIC cono 37° - GAS cil. (BSPP)
con tenuta ad elastomero
per sedi ISO 1179
Connector male JIC - BSPP
with elastomer seal
ISO 1179 ports

SEDI PAG.34 / *PORTS PAG.34*

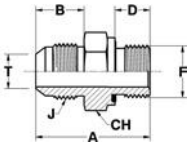

T MM.	T IN.	RIFERIMENTO REFERENCE	J UNF-UN	F GAS CIL.BSPP	A	B	D	CH
6	1/4	**A102034/0610**	7/16-20	1/8	30	14	8	14
6	1/4	**A102034/0613**	7/16-20	1/4	36.5	14	12	19
8	5/16	**A102034/0813**	1/2-20	1/4	36.5	14	12	19
8	5/16	**A102034/0817**	1/2-20	3/8	36.5	14	12	22
10	3/8	**A102034/1013**	9/16-18	1/4	36.5	14	12	19
10	3/8	**A102034/1017**	9/16-18	3/8	36.5	14	12	22
12	1/2	**A102034/1217**	3/4-16	3/8	39.5	17	12	22
12	1/2	**A102034/1221**	3/4-16	1/2	43	17	14	27
12	1/2	**A102034/1226**	3/4-16	3/4	47	17	16	32
14÷16	5/8	**A102034/1617**	7/8-14	3/8	42.5	19,5	12	24
14÷16	5/8	**A102034/1621**	7/8-14	1/2	45.5	19,5	14	27
14÷16	5/8	**A102034/1626**	7/8-14	3/4	49.5	19,5	16	32
18-20	3/4	**A102034/2021**	1"1/16-12	1/2	49	22	14	27
18-20	3/4	**A102034/2026**	1"1/16-12	3/4	52	22	16	32
18-20	3/4	**A102034/2033**	1"1/16-12	1"	55	22	18	41
25	1"	**A102034/2526**	1"5/16-12	3/4	53	23	16	36
25	1"	**A102034/2533**	1"5/16-12	1"	56	23	18	41
25	1"	**A102034/2542**	1"5/16-12	1"1/4	59.5	23	20	50
30-32	1"1/4	**A102034/3233**	1"5/8-12	1"	58	24,5	18	46
30-32	1"1/4	**A102034/3242**	1"5/8-12	1"1/4	61	24,5	20	50
38	1"1/2	**A102034/3842**	1"7/8-12	1"1/4	66	27,5	20	50
38	1"1/2	**A102034/3848**	1"7/8-12	1"1/2	68	27,5	22	55
6	1/4	**SA102034/0617**	7/16-20	3/8	36.5	14	12	22
6	1/4	**SA102034/0621**	7/16-20	1/2	40	14	14	27
10	3/8	**SA102034/1021**	9/16-18	1/2	39	14	14	27
12	1/2	**SA102034/1213**	3/4-16	1/4	39.5	17	12	19
12	1/2	**SA102034/1248**	3/4-16	1"1/2	55	17	22	55
18-20	3/4	**SA102034/2048**	1"1/16-12	1"1/2	62.5	22	22	55

FOR S.P.A. - NORME E DIMENSIONI SOGGETTE A MODIFICHE SENZA PREAVVISO.
FOR S.P.A. - DESIGN DETAILS AND SPECIFICATIONS SUBJECT TO CHANGE WITHOUT PRIOR NOTICE.

102067

Terminale diritto
JIC cono 37° - Metrico cil.
con O.R. e rondella
per sedi ISO 9974
Connector male JIC - Metric
with O.R. and retaining ring
ISO 9974 ports

SEDI PAG.32 / *PORTS PAG.32*

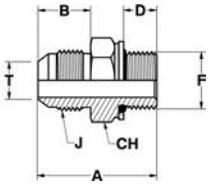

T MM.	T IN.	RIFERIMENTO REFERENCE	J UNF-UN	F METRICO METRIC	A	B	D	CH
6	1/4	**A102067/0610**	7/16-20	10x1	30	14	8,5	14
6	1/4	**A102067/0612**	7/16-20	12x1,5	33	14	9,5	17
8	5/16	**A102067/0810**	1/2-20	10x1	30	14	8,5	14
8	5/16	**A102067/0812**	1/2-20	12x1,5	33	14	9,5	17
8	5/16	**A102067/0814**	1/2-20	14x1,5	34	14	9,5	19
10	3/8	**A102067/1014**	9/16-18	14x1,5	34	14	9,5	19
10	3/8	**A102067/1016**	9/16-18	16x1,5	35	14	11	22
12	1/2	**A102067/1216**	3/4-16	16x1,5	38	17	11	22
12	1/2	**A102067/1218**	3/4-16	18x1,5	39.5	17	12,5	24
14÷16	5/8	**A102067/1618**	7/8-14	18x1,5	42	19,5	12,5	24
14÷16	5/8	**A102067/1620**	7/8-14	20x1,5	43	19,5	12,5	27
14÷16	5/8	**A102067/1622**	7/8-14	22x1,5	44.5	19,5	13,5	27
18-20	3/4	**A102067/2022**	1"1/16-12	22x1,5	48	22	13,5	30
18-20	3/4	**A102067/2027**	1"1/16-12	27x2	52	22	16,5	32
22	7/8	**A102067/2226**	1"3/16-12	26x1,5	49	22,5	14	36
25	1"	**A102067/2527**	1"5/16-12	27x2	53	23	16,5	36
25	1"	**A102067/2533**	1"5/16-12	33x2	54	23	16,5	41
30-32	1"1/4	**A102067/3242**	1"5/8-12	42x2	58	24,5	17	50
38	1"1/2	**A102067/3848**	1"7/8-12	48x2	65.5	27,5	19,5	55
6	1/4	**SA102067/0614**	7/16-20	14x1,5	34	14	9,5	19
6	1/4	**SA102067/0616**	7/16-20	16x1,5	35	14	11	22
6	1/4	**SA102067/0618**	7/16-20	18x1,5	36.5	14	12,5	24
6	1/4	**SA102067/0622**	7/16-20	22x1,5	39	14	13,5	27
6	1/4	**SA102067/0627**	7/16-20	27x2	44	14	16,5	32
8	5/16	**SA102067/0818**	1/2-20	18x1,5	37.5	14	12,5	24
8	5/16	**SA102067/0822**	1/2-20	22x1,5	38.5	14	13,5	27
10	3/8	**SA102067/1010**	9/16-18	10x1	32	14	8,5	17
10	3/8	**SA102067/1012**	9/16-18	12x1,5	34.5	14	9,5	17
10	3/8	**SA102067/1018**	9/16-18	18x1,5	37.5	14	12,5	24
10	3/8	**SA102067/1022**	9/16-18	22x1,5	38.5	14	13,5	27
12	1/2	**SA102067/1212**	3/4-16	12x1,5	37	17	9,5	19
12	1/2	**SA102067/1214**	3/4-16	14x1,5	37	17	9,5	19
12	1/2	**SA102067/1220**	3/4-16	20x1,5	42	17	12,5	27
12	1/2	**SA102067/1222**	3/4-16	22x1,5	42	17	13,5	27
12	1/2	**SA102067/1226**	3/4-16	26x1,5	44.5	17	14	36
14÷16	5/8	**SA102067/1612**	7/8-14	12x1,5	40.5	19,5	9,5	24
14÷16	5/8	**SA102067/1616**	7/8-14	16x1,5	42	19,5	11	24
14÷16	5/8	**SA102067/1626**	7/8-14	26x1,5	46	19,5	14	36
14÷16	5/8	**SA102067/1627**	7/8-14	27x2	49.5	19,5	16,5	32
18-20	3/4	**SA102067/2018**	1"1/16-12	18x1,5	46	22	12,5	27
18-20	3/4	**SA102067/2026**	1"1/16-12	26x1,5	49.5	22	14	36
18-20	3/4	**SA102067/2030**	1"1/16-12	30x1,5	52	22	15	41
18-20	3/4	**SA102067/2033**	1"1/16-12	33x2	54.5	22	16,5	41
25	1"	**SA102067/2522**	1"5/16-12	22x1,5	49	23	13,5	36
25	1"	**SA102067/2526**	1"5/16-12	26x1,5	50	23	14	36
25	1"	**SA102067/2530**	1"5/16-12	30x1,5	53	23	15	41
25	1"	**SA102067/2542**	1"5/16-12	42x2	57	23	17	50
30-32	1"1/4	**SA102067/3233**	1"5/8-12	33x2	57	24,5	16,5	42
38	1"1/2	**SA102067/3842**	1"7/8-12	42x2	63.5	27,5	17	50

FOR S.P.A. - NORME E DIMENSIONI SOGGETTE A MODIFICHE SENZA PREAVVISO.
FOR S.P.A. - DESIGN DETAILS AND SPECIFICATIONS SUBJECT TO CHANGE WITHOUT PRIOR NOTICE.

RACCORDI PER TUBI SVASATI - 37°

37° - FLARED TUBE CONNECTORS

102319

Terminale diritto
JIC cono 37° - Metrico cil.
con O.R. per sedi ISO 6149
Connector male JIC - male Metric
with O.R. ISO 6149 ports

SEDI PAG.30 / *PORTS PAG.30*

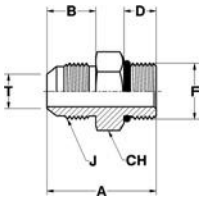

T MM.	T IN.	RIFERIMENTO REFERENCE	J UNF-UN	F METRICO METRIC	A	B	D	CH
6	1/4	**A102319/0610**	7/16-20	10x1	30	14	9,5	14
6	1/4	**A102319/0612**	7/16-20	12x1,5	33	14	11	17
8	5/16	**A102319/0810**	1/2-20	10x1	30	14	9,5	14
8	5/16	**A102319/0812**	1/2-20	12x1,5	33	14	11	17
8	5/16	**A102319/0814**	1/2-20	14x1,5	34	14	11	19
10	3/8	**A102319/1014**	9/16-18	14x1,5	34	14	11	19
10	3/8	**A102319/1016**	9/16-18	16x1,5	35	14	12,5	22
12	1/2	**A102319/1216**	3/4-16	16x1,5	38	17	12,5	22
12	1/2	**A102319/1218**	3/4-16	18x1,5	39.5	17	14	24
14÷16	5/8	**A102319/1618**	7/8-14	18x1,5	42	19,5	14	24
14÷16	5/8	**A102319/1622**	7/8-14	22x1,5	44.5	19,5	15	27
18-20	3/4	**A102319/2022**	1"1/16-12	22x1,5	48	22	15	30
18-20	3/4	**A102319/2027**	1"1/16-12	27x2	52	22	18,5	32
22	7/8	**A102319/2226**	1"3/16-12	26x1,5	49	23	16	36
25	1"	**A102319/2527**	1"5/16-12	27x2	53	23	18,5	36
25	1"	**A102319/2533**	1"5/16-12	33x2	54	23	18,5	41
30-32	1"1/4	**A102319/3242**	1"5/8-12	42x2	58	24,5	19	50
38	1"1/2	**A102319/3848**	1"7/8-12	48x2	65.5	27,5	21,5	55
6	1/4	**SA102319/0614**	7/16-20	14x1,5	34	14	11	19
6	1/4	**SA102319/0618**	7/16-20	18x1,5	36.5	14	14	24
6	1/4	**SA102319/0622**	7/16-20	22x1,5	39	14	15	27
8	5/16	**SA102319/0818**	1/2-20	18x1,5	37.5	14	14	24
10	3/8	**SA102319/1010**	9/16-18	10x1	32	14	9,5	17
10	3/8	**SA102319/1012**	9/16-18	12x1,5	34.5	14	11	17
10	3/8	**SA102319/1018**	9/16-18	18x1,5	37.5	14	14	24
10	3/8	**SA102319/1022**	9/16-18	22x1,5	38.5	14	15	27
12	1/2	**SA102319/1214**	3/4-16	14x1,5	37	17	11	19
12	1/2	**SA102319/1220**	3/4-16	20x1,5	42	17	14	27
12	1/2	**SA102319/1222**	3/4-16	22x1,5	42	17	15	27
14÷16	5/8	**SA102319/1614**	7/8-14	14x1,5	39	19,5	11	24
14÷16	5/8	**SA102319/1616**	7/8-14	16x1,5	42	19,5	12,5	24
14÷16	5/8	**SA102319/1627**	7/8-14	27x2	49.5	19,5	18,5	32
14÷16	5/8	**SA102319/1633**	7/8-14	33x2	50.5	19,5	18,5	41
18-20	3/4	**SA102319/2018**	1"1/16-12	18x1,5	46	22	14	27
18-20	3/4	**SA102319/2033**	1"1/16-12	33x2	54.5	22	18,5	41
22	7/8	**SA102319/2222**	1"3/16-12	22x1,5	48	23	15	32
25	1"	**SA102319/2522**	1"5/16-12	22x1,5	49	23	15	36
25	1"	**SA102319/2542**	1"5/16-12	42x2	57	23	19	50
30-32	1"1/4	**SA102319/3233**	1"5/8-12	33x2	57	24,5	18,5	42
38	1"1/2	**SA102319/3833**	1"7/8-12	33x2	63	27,5	18,5	50

FOR S.P.A. - NORME E DIMENSIONI SOGGETTE A MODIFICHE SENZA PREAVVISO.
FOR S.P.A. - DESIGN DETAILS AND SPECIFICATIONS SUBJECT TO CHANGE WITHOUT PRIOR NOTICE.

102078

Terminale diritto
JIC cono 37° - Metrico cil.
con tenuta ad elastomero
per sedi ISO 9974
Connector male JIC - Metric
with elastomer seal
ISO 9974 ports

SEDI PAG.34 / *PORTS PAG.34*

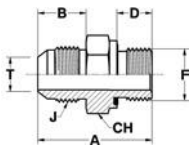

T MM.	T IN.	RIFERIMENTO REFERENCE	J UNF-UN	F METRICO METRIC	A	B	D	CH
6	1/4	**A102078/0610**	7/16-20	10x1	30	14	8	14
6	1/4	**A102078/0612**	7/16-20	12x1,5	35	14	12	17
8	5/16	**A102078/0810**	1/2-20	10x1	30	14	8	14
8	5/16	**A102078/0812**	1/2-20	12x1,5	35	14	12	17
10	3/8	**A102078/1014**	9/16-18	14x1,5	36	14	12	19
10	3/8	**A102078/1016**	9/16-18	16x1,5	36	14	12	22
12	1/2	**A102078/1216**	3/4-16	16x1,5	39	17	12	22
12	1/2	**A102078/1218**	3/4-16	18x1,5	39.5	17	12	24
14÷16	5/8	**A102078/1618**	7/8-14	18x1,5	42	19,5	12	24
14÷16	5/8	**A102078/1620**	7/8-14	20x1,5	45	19,5	14	27
14÷16	5/8	**A102078/1622**	7/8-14	22x1,5	45	19,5	14	27
18-20	3/4	**A102078/2022**	1"1/16-12	22x1,5	48.5	22	14	30
18-20	3/4	**A102078/2027**	1"1/16-12	27x2	52	22	16	32
25	1"	**A102078/2526**	1"5/16-12	26x1,5	55	23	16	36
25	1"	**A102078/2527**	1"5/16-12	27x2	53	23	16	36
25	1"	**A102078/2533**	1"5/16-12	33x2	56	23	18	41
30-32	1"1/4	**A102078/3242**	1"5/8-12	42x2	61	24,5	20	50
38	1"1/2	**A102078/3848**	1"7/8-12	48x2	68	27,5	22	55
12	1/2	**SA102078/1214**	3/4-16	14x1,5	39	17	12	22

FOR S.P.A. - NORME E DIMENSIONI SOGGETTE A MODIFICHE SENZA PREAVVISO.
FOR S.P.A. - DESIGN DETAILS AND SPECIFICATIONS SUBJECT TO CHANGE WITHOUT PRIOR NOTICE.

RACCORDI PER TUBI SVASATI - 37°

37° - FLARED TUBE CONNECTORS

102166

Terminale diritto femmina
JIC cono 37° - maschio
SAE UNF-UN per sedi ISO 11926
Connector swivel female
JIC - male SAE UNF-UN
with O.R. ISO 11926 ports

SEDI PAG.30 / *PORTS PAG.30*

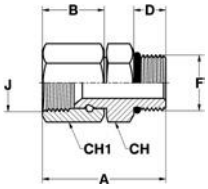

T MM.	T IN.	RIFERIMENTO REFERENCE	J UNF-UN	F UNF-UN	A	B	D	CH	CH1
6	1/4	**A102166/0611**	7/16-20	7/16-20	35.5	18,5	9	14	14
6	1/4	**A102166/0612**	7/16-20	1/2-20	35.5	18,5	9	16	14
6	1/4	**A102166/0614**	7/16-20	9/16-18	37.5	18,5	10	19	14
8	5/16	**A102166/0812**	1/2-20	1/2-20	37.5	20,5	9	16	17
10	3/8	**A102166/1014**	9/16-18	9/16-18	40.5	21,5	10	19	17
10	3/8	**A102166/1019**	9/16-18	3/4-16	42	21,5	11	22	17
12	1/2	**A102166/1219**	3/4-16	3/4-16	43.5	23	11	22	22
12	1/2	**A102166/1222**	3/4-16	7/8-14	46.5	23	13	27	22
12	1/2	**A102166/1227**	3/4-16	1"1/16-12	51	23	15	32	22
14÷16	5/8	**A102166/1619**	7/8-14	3/4-16	47	26	11	24	27
14÷16	5/8	**A102166/1622**	7/8-14	7/8-14	49.5	26	13	27	27
14÷16	5/8	**A102166/1627**	7/8-14	1"1/16-12	54	26	15	32	27
18-20	3/4	**A102166/2019**	1"1/16-12	3/4-16	49.5	27,5	11	27	32
18-20	3/4	**A102166/2022**	1"1/16-12	7/8-14	51	27,5	13	27	32
18-20	3/4	**A102166/2027**	1"1/16-12	1"1/16-12	55.5	27,5	15	32	32
18-20	3/4	**A102166/2033**	1"1/16-12	1"5/16-12	56.5	27,5	15	38	32
22	7/8	**A102166/2230**	1"3/16-12	1"3/16-12	57	29	15	35	36
25	1"	**A102166/2527**	1"5/16-12	1"1/16-12	58	30	15	35	38
25	1"	**A102166/2533**	1"5/16-12	1"5/16-12	59	30	15	38	38
25	1"	**A102166/2541**	1"5/16-12	1"5/8-12	60.5	30	15	48	38
30-32	1"1/4	**A102166/3241**	1"5/8-12	1"5/8-12	63	32,5	15	48	50
38	1"1/2	**A102166/3848**	1"7/8-12	1"7/8-12	70.5	38	15	55	57
8	5/16	**SA102166/0811**	1/2-20	7/16-20	37.5	20,5	9	14	17
10	3/8	**SA102166/1011**	9/16-18	7/16-20	38.5	21,5	9	14	17
12	1/2	**SA102166/1214**	3/4-16	9/16-18	42.5	23	10	22	22
30-32	1"1/4	**SA102166/3233**	1"5/8-12	1"5/16-12	63	32,5	15	41	50
30-32	1"1/4	**SA102166/3248**	1"5/8-12	1"7/8-12	64	32,5	15	55	50
38	1"1/2	**SA102166/3841**	1"7/8-12	1"5/8-12	74.5	38	15	50	57

FOR S.P.A. - NORME E DIMENSIONI SOGGETTE A MODIFICHE SENZA PREAVVISO.
FOR S.P.A. - DESIGN DETAILS AND SPECIFICATIONS SUBJECT TO CHANGE WITHOUT PRIOR NOTICE.

102177

Terminale diritto femmina
JIC cono 37° - maschio
GAS cil. (BSPP) con O.R. e rondella
per sedi ISO 1179
Connector swivel female
JIC - male BSPP
with O.R. and retaining ring
ISO 1179 ports

SEDI PAG.32 / *PORTS PAG.32*

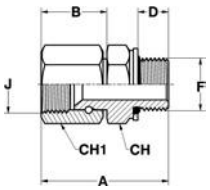

T MM.	T IN.	RIFERIMENTO REFERENCE	J UNF-UN	F GAS CIL.BSPP	A	B	D	CH	CH1
6	1/4	**A102177/0610**	7/16-20	1/8	33.5	18,5	7	14	14
6	1/4	**A102177/0613**	7/16-20	1/4	39	18,5	10	19	14
6	1/4	**A102177/0617**	7/16-20	3/8	40	18,5	10	24	14
6	1/4	**A102177/0621**	7/16-20	1/2	43	18,5	12	27	14
8	5/16	**A102177/0810**	1/2-20	1/8	36	20,5	7	14	17
8	5/16	**A102177/0813**	1/2-20	1/4	41	20,5	10	19	17
8	5/16	**A102177/0817**	1/2-20	3/8	42	20,5	10	24	17
10	3/8	**A102177/1013**	9/16-18	1/4	42	21,5	10	19	17
10	3/8	**A102177/1017**	9/16-18	3/8	43	21,5	10	24	17
10	3/8	**A102177/1021**	9/16-18	1/2	46	21,5	12	27	17
12	1/2	**A102177/1213**	3/4-16	1/4	44	23	10	22	22
12	1/2	**A102177/1217**	3/4-16	3/8	45	23	10	24	22
12	1/2	**A102177/1221**	3/4-16	1/2	47.5	23	12	27	22
12	1/2	**A102177/1226**	3/4-16	3/4	52	23	10	36	22
14÷16	5/8	**A102177/1617**	7/8-14	3/8	48	26	10	24	27
14÷16	5/8	**A102177/1621**	7/8-14	1/2	50.5	26	12	27	27
14÷16	5/8	**A102177/1626**	7/8-14	3/4	55	26	14	36	27
18-20	3/4	**A102177/2021**	1"1/16-12	1/2	53.5	27,5	12	30	32
18-20	3/4	**A102177/2026**	1"1/16-12	3/4	56.5	27,5	14	36	32
18-20	3/4	**A102177/2033**	1"1/16-12	1"	59.5	27,5	15,5	41	32
22	7/8	**A102177/2226**	1"3/16-12	3/4	58	29	14	36	36
25	1"	**A102177/2526**	1"5/16-12	3/4	59	30	14	36	38
25	1"	**A102177/2533**	1"5/16-12	1"	62	30	15,5	41	38
25	1"	**A102177/2542**	1"5/16-12	1"1/4	65	30	17,5	50	38
30-32	1"1/4	**A102177/3233**	1"5/8-12	1"	64.5	32,5	15,5	42	50
30-32	1"1/4	**A102177/3242**	1"5/8-12	1"1/4	67.5	32,5	17,5	50	50
38	1"1/2	**A102177/3842**	1"7/8-12	1"1/4	73	38	17,5	50	57
38	1"1/2	**A102177/3848**	1"7/8-12	1"1/2	77	38	19,5	60	57
8	5/16	**SA102177/0821**	1/2-20	1/2	45	20,5	12	27	17
12	1/2	**SA102177/1210**	3/4-16	1/8	40	23	7	19	22
14÷16	5/8	**SA102177/1613**	7/8-14	1/4	47	26	10	22	27
18-20	3/4	**SA102177/1623**	1"1/16-12	5/8	51	26	12	30	27
18-20	3/4	**SA102177/2017**	1"1/16-12	3/8	50.5	27,5	10	27	32
18-20	3/4	**SA102177/2023**	1"1/16-12	5/8	52.5	27,5	12	30	32
25	1"	**SA102177/2521**	1"5/16-12	1/2	57	30	12	32	38
30-32	1"1/4	**SA102177/3221**	1"5/8-12	1/2	60	32,5	12	41	50
30-32	1"1/4	**SA102177/3226**	1"5/8-12	3/4	62.5	32,5	14	41	50
30-32	1"1/4	**SA102177/3248**	1"5/8-12	1"1/2	71.5	32,5	19,5	60	50
38	1"1/2	**SA102177/3833**	1"7/8-12	1"	73	38	15,5	50	57

FOR S.P.A. - NORME E DIMENSIONI SOGGETTE A MODIFICHE SENZA PREAVVISO.
FOR S.P.A. - DESIGN DETAILS AND SPECIFICATIONS SUBJECT TO CHANGE WITHOUT PRIOR NOTICE.

RACCORDI PER TUBI SVASATI - 37°

37° - FLARED TUBE CONNECTORS

102386

Terminale diritto femmina
JIC cono 37° - maschio
GAS cil. (JIS) con O.R.
per sedi JIS 2351
Connector swivel female
JIC - male JIS
with O.R. JIS 2351 ports

SEDI PAG.31 / *PORTS PAG.31*

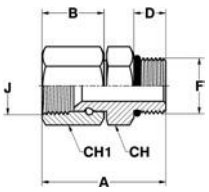

T MM.	T IN.	RIFERIMENTO REFERENCE	J UNF-UN	F GAS CIL.JIS	A	B	D	CH	CH1
6	1/4	**A102386/0610**	7/16-20	1/8	35	18,5	9	14	14
6	1/4	**A102386/0613**	7/16-20	1/4	39,5	18,5	12	19	14
6	1/4	**A102386/0617**	7/16-20	3/8	40,5	18,5	12	22	14
8	5/16	**A102386/0813**	1/2-20	1/4	41,5	20,5	12	19	17
8	5/16	**A102386/0817**	1/2-20	3/8	42,5	20,5	12	22	17
10	3/8	**A102386/1013**	9/16-18	1/4	42,5	21,5	12	19	17
10	3/8	**A102386/1017**	9/16-18	3/8	43,5	21,5	12	22	17
10	3/8	**A102386/1021**	9/16-18	1/2	48	21,5	16	27	17
12	1/2	**A102386/1213**	3/4-16	1/4	44	23	12	22	22
12	1/2	**A102386/1217**	3/4-16	3/8	45	23	12	22	22
12	1/2	**A102386/1221**	3/4-16	1/2	49,5	23	16	27	22
14÷16	5/8	**A102386/1617**	7/8-14	3/8	48	26	12	24	27
14÷16	5/8	**A102386/1621**	7/8-14	1/2	52,5	26	16	27	27
14÷16	5/8	**A102386/1626**	7/8-14	3/4	56	26	17	36	27
18-20	3/4	**A102386/2021**	1"1/16-12	1/2	55,5	27,5	16	30	32
18-20	3/4	**A102386/2026**	1"1/16-12	3/4	57,5	27,5	17	36	32
18-20	3/4	**A102386/2033**	1"1/16-12	1"	61,5	27,5	20	41	32
25	1"	**A102386/2526**	1"5/16-12	3/4	60	30	17	36	38
25	1"	**A102386/2533**	1"5/16-12	1"	64	30	20	41	38
25	1"	**A102386/2542**	1"5/16-12	1"1/4	65	30	20	50	38
30-32	1"1/4	**A102386/3233**	1"5/8-12	1"	66,5	32,5	20	42	50
30-32	1"1/4	**A102386/3242**	1"5/8-12	1"1/4	67,5	32,5	20	50	50
38	1"1/2	**A102386/3842**	1"7/8-12	1"1/4	73	38	20	50	57
38	1"1/2	**A102386/3848**	1"7/8-12	1"1/2	75	38	20	55	57

102188

Terminale diritto femmina
JIC cono 37° - maschio
GAS cil. (BSPP) con tenuta
ad elastomero per sedi ISO 1179
Connector swivel female
JIC - male BSPP
with elastomer seal ISO 1179 ports

SEDI PAG.34 / *PORTS PAG.34*

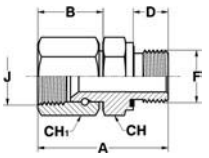

T MM.	T IN.	RIFERIMENTO REFERENCE	J UNF-UN	F GAS CIL.BSPP	A	B	D	CH	CH1
6	1/4	**A102188/0610**	7/16-20	1/8	34.5	18,5	8	14	14
6	1/4	**A102188/0613**	7/16-20	1/4	41	18,5	12	19	14
8	5/16	**A102188/0813**	1/2-20	1/4	43	20,5	12	19	17
8	5/16	**A102188/0817**	1/2-20	3/8	43	20,5	12	22	17
10	3/8	**A102188/1013**	9/16-18	1/4	44	21,5	12	19	17
10	3/8	**A102188/1017**	9/16-18	3/8	44	21,5	12	22	17
12	1/2	**A102188/1217**	3/4-16	3/8	45.5	23	12	22	22
12	1/2	**A102188/1221**	3/4-16	1/2	49	23	14	27	22
14÷16	5/8	**A102188/1617**	7/8-14	3/8	49	26	12	24	27
14÷16	5/8	**A102188/1621**	7/8-14	1/2	52	26	14	27	27
14÷16	5/8	**A102188/1626**	7/8-14	3/4	56	26	16	32	27
18-20	3/4	**A102188/2026**	1"1/16-12	3/4	57.5	27,5	16	32	32
18-20	3/4	**A102188/2033**	1"1/16-12	1"	60,5	27,5	18	41	32
25	1"	**A102188/2526**	1"5/16-12	3/4	60	30	16	32	38
25	1"	**A102188/2533**	1"5/16-12	1"	63	30	18	41	38
25	1"	**A102188/2542**	1"5/16-12	1"1/4	66,5	30	20	50	38
30-32	1"1/4	**A102188/3233**	1"5/8-12	1"	66,5	32,5	18	41	50
30-32	1"1/4	**A102188/3242**	1"5/8-12	1"1/4	69	32,5	20	50	50
38	1"1/2	**A102188/3848**	1"7/8-12	1"1/2	78,5	38	22	60	57
18-20	3/4	**SA102188/2021**	1"1/16-12	1/2	54.5	27,5	14	27	32

FOR S.P.A. - NORME E DIMENSIONI SOGGETTE A MODIFICHE SENZA PREAVVISO.
FOR S.P.A. - DESIGN DETAILS AND SPECIFICATIONS SUBJECT TO CHANGE WITHOUT PRIOR NOTICE.

102209

Terminale diritto femmina
JIC cono 37° - maschio
Metrico cil. con O.R. e rondella
per sedi ISO 9974
Connector swivel female
JIC - male Metric
with O.R. and retaining ring
ISO 9974 ports

SEDI PAG.32 / *PORTS PAG.32*

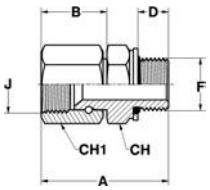

T MM.	T IN.	RIFERIMENTO REFERENCE	J UNF-UN	F METRICO METRIC	A	B	D	CH	CH1
6	1/4	**A102209/0610**	7/16-20	10x1	35,5	18,5	8,5	14	14
6	1/4	**A102209/0612**	7/16-20	12x1,5	37,5	18,5	9,5	17	14
8	5/16	**A102209/0810**	1/2-20	10x1	37,5	20,5	8,5	14	17
8	5/16	**A102209/0812**	1/2-20	12x1,5	40	20,5	9,5	17	17
8	5/16	**A102209/0814**	1/2-20	14x1,5	40	20,5	9,5	19	17
10	3/8	**A102209/1014**	9/16-18	14x1,5	41	21,5	9,5	19	17
10	3/8	**A102209/1016**	9/16-18	16x1,5	42,5	21,5	11	22	17
12	1/2	**A102209/1216**	3/4-16	16x1,5	44	23	11	22	22
12	1/2	**A102209/1218**	3/4-16	18x1,5	46	23	12,5	24	22
14÷16	5/8	**A102209/1618**	7/8-14	18x1,5	49	26	12,5	24	27
14÷16	5/8	**A102209/1620**	7/8-14	20x1,5	49,5	26	12,5	27	27
14÷16	5/8	**A102209/1622**	7/8-14	22x1,5	52	26	13,5	27	27
18-20	3/4	**A102209/2022**	1"1/16-12	22x1,5	53,5	27,5	13,5	27	32
18-20	3/4	**A102209/2027**	1"1/16-12	27x2	57,5	27,5	16,5	32	32
22	7/8	**A102209/2226**	1"3/16-12	26x1,5	57	29	14	36	36
25	1"	**A102209/2527**	1"5/16-12	27x2	60	30	16,5	32	38
25	1"	**A102209/2533**	1"5/16-12	33x2	62	30	16,5	41	38
30-32	1"1/4	**A102209/3242**	1"5/8-12	42x2	66	32,5	17	50	50
38	1"1/2	**A102209/3848**	1"7/8-12	48x2	76	38	19,5	55	57
8	5/16	**SA102209/0818**	1/2-20	18x1,5	44,5	20,5	12,5	24	17
10	3/8	**SA102209/1018**	9/16-18	18x1,5	45,5	21,5	12,5	24	17
18-20	3/4	**SA102209/2020**	1"1/16-12	20x1,5	52,5	27,5	12,5	27	32

102331

Terminale diritto femmina
JIC cono 37° - maschio
Metrico cil. con O.R.
per sedi ISO 6149
Connector swivel female
JIC - male Metric
with O.R. ISO 6149 ports

SEDI PAG.30 / *PORTS PAG.30*

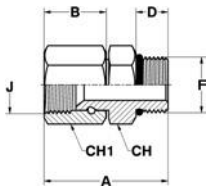

T MM.	T IN.	RIFERIMENTO REFERENCE	J UNF-UN	F METRICO METRIC	A	B	D	CH	CH1
6	1/4	**A102331/0610**	7/16-20	10x1	35,5	18,5	9,5	14	14
6	1/4	**A102331/0612**	7/16-20	12x1,5	37,5	18,5	11	17	14
8	5/16	**A102331/0810**	1/2-20	10x1	37,5	20,5	9,5	14	17
8	5/16	**A102331/0812**	1/2-20	12x1,5	40	20,5	11	17	17
8	5/16	**A102331/0814**	1/2-20	14x1,5	40	20,5	11	19	17
10	3/8	**A102331/1014**	9/16-18	14x1,5	41	21,5	11	19	17
10	3/8	**A102331/1016**	9/16-18	16x1,5	42,5	21,5	12,5	22	17
12	1/2	**A102331/1216**	3/4-16	16x1,5	44	23	12,5	22	22
12	1/2	**A102331/1218**	3/4-16	18x1,5	46	23	14	24	22
14÷16	5/8	**A102331/1618**	7/8-14	18x1,5	49	26	14	24	27
14÷16	5/8	**A102331/1622**	7/8-14	22x1,5	52	26	15	27	27
18-20	3/4	**A102331/2022**	1"1/16-12	22x1,5	53,5	27,5	15	27	32
18-20	3/4	**A102331/2027**	1"1/16-12	27x2	57,5	27,5	18,5	32	32
25	1"	**A102331/2527**	1"5/16-12	27x2	60	30	18,5	32	38
25	1"	**A102331/2533**	1"5/16-12	33x2	62	30	18,5	41	38
30-32	1"1/4	**A102331/3242**	1"5/8-12	42x2	66	32,5	19	50	50
38	1"1/2	**A102331/3848**	1"7/8-12	48x2	76	38	21,5	55	57
10	3/8	**SA102331/1018**	9/16-18	18x1,5	45,5	21,5	14	24	17
18-20	3/4	**SA102331/2020**	1"1/16-12	20x1,5	52,5	27,5	15	27	32

FOR S.P.A. - NORME E DIMENSIONI SOGGETTE A MODIFICHE SENZA PREAVVISO.
FOR S.P.A. - DESIGN DETAILS AND SPECIFICATIONS SUBJECT TO CHANGE WITHOUT PRIOR NOTICE.

RACCORDI PER TUBI SVASATI - 37°

37° - FLARED TUBE CONNECTORS

102210

Terminale diritto femmina
JIC cono 37° - maschio
Metrico cil. con tenuta
ad elastomero per sedi ISO 9974
Connector swivel female
JIC - male Metric
with elastomer seal
ISO 9974 ports

SEDI PAG.34 / *PORTS PAG.34*

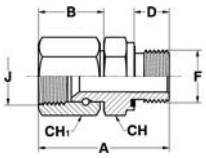

T MM.	T IN.	RIFERIMENTO REFERENCE	J UNF-UN	F METRICO METRIC	A	B	D	CH	CH1
6	1/4	**A102210/0610**	7/16-20	10x1	34,5	18,5	8	14	14
6	1/4	**A102210/0612**	7/16-20	12x1,5	39,5	18,5	12	17	14
8	5/16	**A102210/0810**	1/2-20	10x1	36,5	20,5	8	14	17
8	5/16	**A102210/0812**	1/2-20	12x1,5	41,5	20,5	12	17	17
10	3/8	**A102210/1014**	9/16-18	14x1,5	43,5	21,5	12	19	17
10	3/8	**A102210/1016**	9/16-18	16x1,5	43,5	21,5	12	22	17
12	1/2	**A102210/1216**	3/4-16	16x1,5	45	23	12	22	22
12	1/2	**A102210/1218**	3/4-16	18x1,5	45,5	23	12	24	22
14÷16	5/8	**A102210/1618**	7/8-14	18x1,5	48,5	26	12	24	27
14÷16	5/8	**A102210/1622**	7/8-14	22x1,5	51,5	26	14	27	27
18-20	3/4	**A102210/2022**	1"1/16-12	22x1,5	54	27,5	14	27	32
18-20	3/4	**A102210/2027**	1"1/16-12	27x2	57,5	27,5	16	32	32
25	1"	**A102210/2527**	1"5/16-12	27x2	60	30	16	36	38
25	1"	**A102210/2533**	1"5/16-12	33x2	63	30	18	41	38
30-32	1"1/4	**A102210/3242**	1"5/8-12	42x2	69,5	32,5	20	50	50
38	1"1/2	**A102210/3848**	1"7/8-12	48x2	78,5	38	22	55	57

FOR S.P.A. - NORME E DIMENSIONI SOGGETTE A MODIFICHE SENZA PREAVVISO.
FOR S.P.A. - DESIGN DETAILS AND SPECIFICATIONS SUBJECT TO CHANGE WITHOUT PRIOR NOTICE.

102100

Terminale diritto
JIC cono 37° - NPTF
per sedi SAE 476
Connector male
JIC - NPTF taper SAE 476 ports

SEDI PAG.35 / *PORTS PAG.35*

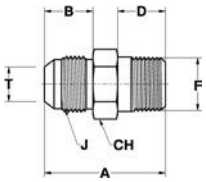

T MM.	T IN.	RIFERIMENTO REFERENCE	J UNF-UN	F NPTF	A	B	D	CH
6	1/4	**A102100/0610**	7/16-20	1/8	31	14	10	13
6	1/4	**A102100/0613**	7/16-20	1/4	35.5	14	14,5	14
8	5/16	**A102100/0810**	1/2-20	1/8	31	14	10	14
8	5/16	**A102100/0813**	1/2-20	1/4	35.5	14	14,5	14
10	3/8	**A102100/1010**	9/16-18	1/8	31.5	14	10	16
10	3/8	**A102100/1013**	9/16-18	1/4	36	14	14,5	16
10	3/8	**A102100/1017**	9/16-18	3/8	36	14	14,5	19
10	3/8	**A102100/1021**	9/16-18	1/2	42.5	14	19	22
12	1/2	**A102100/1213**	3/4-16	1/4	39	17	14,5	21
12	1/2	**A102100/1217**	3/4-16	3/8	39	17	14,5	21
12	1/2	**A102100/1221**	3/4-16	1/2	45.5	17	19	22
12	1/2	**A102100/1226**	3/4-16	3/4	47.5	17	19	27
14÷16	5/8	**A102100/1617**	7/8-14	3/8	43.5	19,5	14,5	24
14÷16	5/8	**A102100/1621**	7/8-14	1/2	48	19,5	19	24
14÷16	5/8	**A102100/1626**	7/8-14	3/4	50	19,5	19	27
18-20	3/4	**A102100/2021**	1"1/16-12	1/2	52.5	22	19	27
18-20	3/4	**A102100/2026**	1"1/16-12	3/4	52.5	22	19	30
18-20	3/4	**A102100/2033**	1"1/16-12	1"	57.5	22	24	35
22	7/8	**A102100/2226**	1"3/16-12	3/4	53	22,5	19	32
25	1"	**A102100/2526**	1"5/16-12	3/4	53.5	23	19	35
25	1"	**A102100/2533**	1"5/16-12	1"	58.5	23	24	35
30-32	1"1/4	**A102100/3233**	1"5/8-12	1"	61.5	24,5	24	42
30-32	1"1/4	**A102100/3242**	1"5/8-12	1"1/4	62	24,5	24,5	46
38	1"1/2	**A102100/3842**	1"7/8-12	1"1/4	67	27,5	24,5	50
38	1"1/2	**A102100/3848**	1"7/8-12	1"1/2	68	27,5	25,5	50
3	1/8	**SA102100/0310**	5/16-24	1/8	28	11,5	10	13
6	1/4	**SA102100/0617**	7/16-20	3/8	36	14	14,5	19
6	1/4	**SA102100/0621**	7/16-20	1/2	42.5	14	19	22
8	5/16	**SA102100/0817**	1/2-20	3/8	36	14	14,5	19
8	5/16	**SA102100/0821**	1/2-20	1/2	42.5	14	19	22
10	3/8	**SA102100/1026**	9/16-18	3/4	44.5	14	19	30
12	1/2	**SA102100/1210**	3/4-16	1/8	36	17	10	21
12	1/2	**SA102100/1233**	3/4-16	1"	52	17	24	35
12	1/2	**SA102100/1242**	3/4-16	1"1/4	54.5	17	24,5	46
12	1/2	**SA102100/1248**	3/4-16	1"1/2	57.5	17	25,5	50
14÷16	5/8	**SA102100/1613**	7/8-14	1/4	43.5	19,5	14,5	24
18-20	3/4	**SA102100/2017**	1"1/16-12	3/8	45	22	14,5	27
18-20	3/4	**SA102100/2042**	1"1/16-12	1"1/4	59.5	22	24,5	46
18-20	3/4	**SA102100/2048**	1"1/16-12	1"1/2	62.5	22	25,5	50
25	1"	**SA102100/2521**	1"5/16-12	1/2	53.5	23	19	36
25	1"	**SA102100/2542**	1"5/16-12	1"1/4	60.5	23	24,5	42
25	1"	**SA102100/2560**	1"5/16-12	2"	66	23	26	65
30-32	1"1/4	**SA102100/3248**	1"5/8-12	1"1/2	65	24,5	25,5	50
30-32	1"1/4	**SA102100/3260**	1"5/8-12	2"	69	24,5	26	65
50	2"	**SA102100/5048**	2"1/2-12	1"1/2	78.5	34	25,5	65
50	2"	**SA102100/5060**	2"1/2-12	2"	79	34	26	65

FOR S.P.A. - NORME E DIMENSIONI SOGGETTE A MODIFICHE SENZA PREAVVISO.
FOR S.P.A. - DESIGN DETAILS AND SPECIFICATIONS SUBJECT TO CHANGE WITHOUT PRIOR NOTICE.

RACCORDI PER TUBI SVASATI - 37°

37° - FLARED TUBE CONNECTORS

102111

Terminale diritto
JIC cono 37° - GAS conico (BSPT) per sedi ISO 7
Connector male
JIC - BSPT taper ISO 7 ports

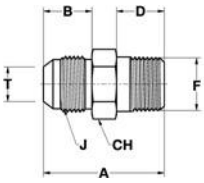

T MM.	T IN.	RIFERIMENTO REFERENCE	J UNF-UN	F GAS CON.BSPT	A	B	D	CH
6	1/4	**A102111/0610**	7/16-20	1/8	29	14	9	13
6	1/4	**A102111/0613**	7/16-20	1/4	33	14	13	14
8	5/16	**A102111/0810**	1/2-20	1/8	29	14	9	14
8	5/16	**A102111/0813**	1/2-20	1/4	33	14	13	14
10	3/8	**A102111/1013**	9/16-18	1/4	33.5	14	13	17
10	3/8	**A102111/1017**	9/16-18	3/8	33.5	14	13,5	19
10	3/8	**A102111/1021**	9/16-18	1/2	37.5	14	15,5	24
12	1/2	**A102111/1213**	3/4-16	1/4	36.5	17	13	22
12	1/2	**A102111/1217**	3/4-16	3/8	36.5	17	13,5	22
12	1/2	**A102111/1221**	3/4-16	1/2	40.5	17	15,5	24
14÷16	5/8	**A102111/1617**	7/8-14	3/8	41	19,5	13,5	24
14÷16	5/8	**A102111/1621**	7/8-14	1/2	43	19,5	15,5	24
14÷16	5/8	**A102111/1626**	7/8-14	3/4	47	19,5	17	30
18-20	3/4	**A102111/2021**	1"1/16-12	1/2	47.5	22	15,5	30
18-20	3/4	**A102111/2026**	1"1/16-12	3/4	49.5	22	17	30
18-20	3/4	**A102111/2033**	1"1/16-12	1"	51.5	22	19,5	36
22	7/8	**A102111/2226**	1"3/16-12	3/4	50	22,5	17	32
25	1"	**A102111/2526**	1"5/16-12	3/4	50.5	23	17	36
25	1"	**A102111/2533**	1"5/16-12	1"	52.5	23	19,5	36
30-32	1"1/4	**A102111/3233**	1"5/8-12	1"	55.5	24,5	19,5	46
30-32	1"1/4	**A102111/3242**	1"5/8-12	1"1/4	57.5	24,5	21,5	46
38	1"1/2	**A102111/3848**	1"7/8-12	1"1/2	62.5	27,5	21,5	50
6	1/4	**SA102111/0617**	7/16-20	3/8	33.5	14	13,5	19
8	5/16	**SA102111/0817**	1/2-20	3/8	35	14	13,5	19
10	3/8	**SA102111/1010**	9/16-18	1/8	30	14	9	17
10	3/8	**SA102111/1026**	9/16-18	3/4	40	14	17	30
12	1/2	**SA102111/1226**	3/4-16	3/4	43	17	17	30
14÷16	5/8	**SA102111/1613**	7/8-14	1/4	42	19,5	13	24
14÷16	5/8	**SA102111/1633**	7/8-14	1"	49	19,5	19,5	36
18-20	3/4	**SA102111/2013**	1"1/16-12	1/4	45.5	22,5	13	30
25	1"	**SA102111/2542**	1"5/16-12	1"1/4	57.5	23	21,5	46
25	1"	**SA102111/2560**	1"5/16-12	2"	65	23	26	65
30-32	1"1/4	**SA102111/3248**	1"5/8-12	1"1/2	59.5	24,5	21,5	50
38	1"1/2	**SA102111/3842**	1"7/8-12	1"1/4	62.5	27,5	21,5	50
50	2"	**SA102111/5048**	2"1/2-12	1"1/2	74.5	34	21,5	65
50	2"	**SA102111/5060**	2"1/2-12	2"	76	34	26	65

FOR S.P.A. - NORME E DIMENSIONI SOGGETTE A MODIFICHE SENZA PREAVVISO.
FOR S.P.A. - DESIGN DETAILS AND SPECIFICATIONS SUBJECT TO CHANGE WITHOUT PRIOR NOTICE.

102232

Terminale diritto femmina
JIC cono 37° - maschio
NPTF per sedi SAE 476
Connector swivel female
JIC - male NPTF taper
SAE 476 ports

SEDI PAG.35 / *PORTS PAG.35*

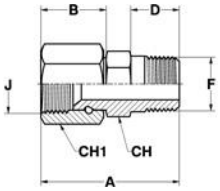

T MM.	T IN.	RIFERIMENTO REFERENCE	J UNF-UN	F NPTF	A	B	D	CH	CH1
6	1/4	**A102232/0610**	7/16-20	1/8	35,5	18,5	10	13	14
6	1/4	**A102232/0613**	7/16-20	1/4	40	18,5	14,5	14	14
8	5/16	**A102232/0810**	1/2-20	1/8	37,5	20,5	10	14	17
8	5/16	**A102232/0813**	1/2-20	1/4	42	20,5	14,5	14	17
10	3/8	**A102232/1010**	9/16-18	1/8	39	21,5	10	16	17
10	3/8	**A102232/1013**	9/16-18	1/4	43,5	21,5	14,5	16	17
10	3/8	**A102232/1017**	9/16-18	3/8	43,5	21,5	14,5	19	17
10	3/8	**A102232/1021**	9/16-18	1/2	50	21,5	19	22	17
12	1/2	**A102232/1213**	3/4-16	1/4	45	23	14,5	21	22
12	1/2	**A102232/1217**	3/4-16	3/8	45	23	14,5	21	22
12	1/2	**A102232/1221**	3/4-16	1/2	51,5	23	19	22	22
12	1/2	**A102232/1226**	3/4-16	3/4	53,5	23	19	27	22
14÷16	5/8	**A102232/1617**	7/8-14	3/8	50	26	14,5	22	27
14÷16	5/8	**A102232/1621**	7/8-14	1/2	54,5	26	19	22	27
14÷16	5/8	**A102232/1626**	7/8-14	3/4	56,5	26	19	27	27
18-20	3/4	**A102232/2021**	1"1/16-12	1/2	58	27,5	19	27	32
18-20	3/4	**A102232/2026**	1"1/16-12	3/4	58	27,5	19	27	32
22	7/8	**A102232/2226**	1"3/16-12	3/4	59,5	29	19	30	36
25	1"	**A102232/2526**	1"5/16-12	3/4	60,5	30	19	35	38
25	1"	**A102232/2533**	1"5/16-12	1"	65,5	30	24	35	38
30-32	1"1/4	**A102232/3233**	1"5/8-12	1"	69,5	32,5	24	41	50
30-32	1"1/4	**A102232/3242**	1"5/8-12	1"1/4	70	32,5	24,5	46	50
38	1"1/2	**A102232/3848**	1"7/8-12	1"1/2	78,5	38	25,5	50	57
18-20	3/4	**SA102232/2033**	1"1/16-12	1"	64,5	27,5	24	35	32

FOR S.P.A. - NORME E DIMENSIONI SOGGETTE A MODIFICHE SENZA PREAVVISO.
FOR S.P.A. - DESIGN DETAILS AND SPECIFICATIONS SUBJECT TO CHANGE WITHOUT PRIOR NOTICE.

RACCORDI PER TUBI SVASATI - 37°

37° - FLARED TUBE CONNECTORS

102243

Terminale diritto femmina
JIC cono 37° - maschio
GAS conico (BSPT)
per sedi ISO 7
Connector swivel female
JIC - male BSPT taper
ISO 7 ports

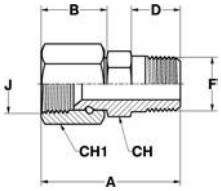

T MM.	T IN.	RIFERIMENTO REFERENCE	J UNF-UN	F GAS CON.BSPT	A	B	D	CH	CH1
6	1/4	**A102243/0610**	7/16-20	1/8	34,5	18,5	9	14	14
6	1/4	**A102243/0613**	7/16-20	1/4	38,5	18,5	13	14	14
8	5/16	**A102243/0810**	1/2-20	1/8	36,5	20,5	9	14	17
8	5/16	**A102243/0813**	1/2-20	1/4	40,5	20,5	13	14	17
10	3/8	**A102243/1013**	9/16-18	1/4	41	21,5	13	17	17
10	3/8	**A102243/1017**	9/16-18	3/8	41,5	21,5	13,5	19	17
10	3/8	**A102243/1021**	9/16-18	1/2	45	21,5	15,5	24	17
12	1/2	**A102243/1213**	3/4-16	1/4	42	23	13	19	22
12	1/2	**A102243/1217**	3/4-16	3/8	43	23	13,5	19	22
12	1/2	**A102243/1221**	3/4-16	1/2	46,5	23	15,5	24	22
14÷16	5/8	**A102243/1617**	7/8-14	3/8	47,5	26	13,5	22	27
14÷16	5/8	**A102243/1621**	7/8-14	1/2	49,5	26	15,5	24	27
14÷16	5/8	**A102243/1626**	7/8-14	3/4	53,5	26	17	30	27
18-20	3/4	**A102243/2021**	1"1/16-12	1/2	53	27,5	15,5	27	32
18-20	3/4	**A102243/2026**	1"1/16-12	3/4	55	27,5	17	30	32
18-20	3/4	**A102243/2033**	1"1/16-12	1"	57	27,5	19,5	36	32
22	7/8	**A102243/2226**	1"3/16-12	3/4	56,5	29	17	30	36
25	1"	**A102243/2526**	1"5/16-12	3/4	57,5	30	17	32	38
25	1"	**A102243/2533**	1"5/16-12	1"	59,5	30	19,5	36	38
30-32	1"1/4	**A102243/3233**	1"5/8-12	1"	63,5	32,5	19,5	41	50
30-32	1"1/4	**A102243/3242**	1"5/8-12	1"1/4	65,5	32,5	21,5	46	50
38	1"1/2	**A102243/3848**	1"7/8-12	1"1/2	73	38	21,5	50	57
50	2"	**SA102243/5060**	2"1/2-12	2"	79	47	26	65	75

102133

Giunzione diritta maschio
JIC cono 37° - femmina NPTF
Adapter male JIC - female
NPTF taper

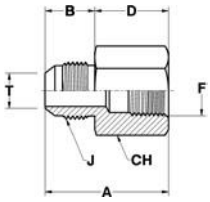

T MM.	T IN.	RIFERIMENTO REFERENCE	J UNF-UN	F NPTF	A	B	D	CH
6	1/4	**A102133/0610**	7/16-20	1/8	30	14	16	14
6	1/4	**A102133/0613**	7/16-20	1/4	35.5	14	21,5	19
8	5/16	**A102133/0810**	1/2-20	1/8	30	14	16	14
8	5/16	**A102133/0813**	1/2-20	1/4	35.5	14	21,5	19
10	3/8	**A102133/1013**	9/16-18	1/4	35.5	14	21,5	19
10	3/8	**A102133/1017**	9/16-18	3/8	36.5	14	22,5	22
12	1/2	**A102133/1213**	3/4-16	1/4	38.5	17	21,5	22
12	1/2	**A102133/1217**	3/4-16	3/8	39.5	17	22,5	22
12	1/2	**A102133/1221**	3/4-16	1/2	45.5	17	28,5	30
14÷16	5/8	**A102133/1621**	7/8-14	1/2	48	19,5	28,5	30
18-20	3/4	**A102133/2021**	1"1/16-12	1/2	50.5	22	28,5	30
18-20	3/4	**A102133/2026**	1"1/16-12	3/4	52.5	22	30,5	35
22	7/8	**A102133/2226**	1"3/16-12	3/4	53	22,5	30,5	35
25	1"	**A102133/2533**	1"5/16-12	1"	59.5	23	36,5	41
30-32	1"1/4	**A102133/3242**	1"5/8-12	1"1/4	63	24,5	38,5	50
38	1"1/2	**A102133/3848**	1"7/8-12	1"1/2	66.5	27,5	39	60
6	1/4	**SA102133/0621**	7/16-20	1/2	43	14	29	27
10	3/8	**SA102133/1021**	9/16-18	1/2	42.5	14	28,5	30
18-20	3/4	**SA102133/2033**	1"1/16-12	1"	58.5	22	36,5	41

FOR S.P.A. - NORME E DIMENSIONI SOGGETTE A MODIFICHE SENZA PREAVVISO.
FOR S.P.A. - DESIGN DETAILS AND SPECIFICATIONS SUBJECT TO CHANGE WITHOUT PRIOR NOTICE.

102144

Giunzione diritta maschio JIC cono 37° - femmina GAS cil. (BSPP)
Adapter male JIC - female BSPP

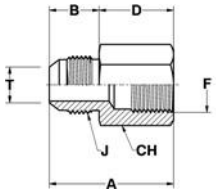

T MM.	T IN.	RIFERIMENTO REFERENCE	J UNF-UN	F GAS CIL.BSPP	A	B	D	CH
6	1/4	**A102144/0610**	7/16-20	1/8	30	14	16	14
6	1/4	**A102144/0613**	7/16-20	1/4	35.5	14	21,5	19
8	5/16	**A102144/0810**	1/2-20	1/8	30	14	16	14
8	5/16	**A102144/0813**	1/2-20	1/4	35.5	14	21,5	19
10	3/8	**A102144/1013**	9/16-18	1/4	35.5	14	21,5	19
10	3/8	**A102144/1017**	9/16-18	3/8	36.5	14	22,5	22
10	3/8	**A102144/1021**	9/16-18	1/2	42.5	14	28,5	27
12	1/2	**A102144/1213**	3/4-16	1/4	38.5	17	21,5	22
12	1/2	**A102144/1217**	3/4-16	3/8	39.5	17	22,5	22
12	1/2	**A102144/1221**	3/4-16	1/2	45.5	17	28,5	27
14÷16	5/8	**A102144/1621**	7/8-14	1/2	48	19,5	28,5	27
18-20	3/4	**A102144/2021**	1"1/16-12	1/2	50.5	22	28,5	30
18-20	3/4	**A102144/2026**	1"1/16-12	3/4	52.5	22	30,5	36
22	7/8	**A102144/2226**	1"3/16-12	3/4	53	22,5	30,5	36
25	1"	**A102144/2533**	1"5/16-12	1"	59.5	23	36,5	41
30-32	1"1/4	**A102144/3233**	1"5/8-12	1"	61	24,5	36,5	46
30-32	1"1/4	**A102144/3242**	1"5/8-12	1"1/4	63	24,5	38,5	50
38	1"1/2	**A102144/3842**	1"7/8-12	1"1/4	66	27,5	38,5	50
38	1"1/2	**A102144/3848**	1"7/8-12	1"1/2	66.5	27,5	39	60
6	1/4	**SA102144/0626**	7/16-20	3/4	44	14	30	36
8	5/16	**SA102144/0817**	1/2-20	3/8	36.5	14	22,5	22
10	3/8	**SA102144/1010**	9/16-18	1/8	30	14	16	17
12	1/2	**SA102144/1226**	3/4-16	3/4	47.5	17	30,5	36
14÷16	5/8	**SA102144/1617**	7/8-14	3/8	42	19,5	22,5	24
18-20	3/4	**SA102144/2017**	1"1/16-12	3/8	44	22	22	30
25	1"	**SA102144/2526**	1"5/16-12	3/4	53.5	23	30,5	36

102407

Giunzione diritta maschio JIC cono 37° - femmina JIC cono 37° e attacco femmina BSPP per presa di pressione
Straight union fitting male/female JIC 37° cone + BSP port for pressure test point

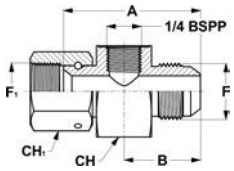

RIFERIMENTO REFERENCE	F	F1	A	B	CH	CH1
A102407/0606	7/16-20	7/16-20	48	26	36	14
A102407/0808	1/2-20	1/2-20	49	26	36	17
A102407/1010	9/16-18	9/16-18	50	26	36	17
A102407/1212	3/4-16	3/4-16	52	28	36	22
A102407/1616	7/8-14	7/8-14	54	30	36	27
A102407/2020	1"1/16-12	1"1/16-12	56	33	41	32
A102407/2525	1"5/16-12	1"5/16-12	60	34	46	38
A102407/3232	1"5/8-12	1"5/8-12	64	36	50	50
A102407/3838	1"7/8-12	1"7/8-12	70	39	60	57

FOR S.P.A. - NORME E DIMENSIONI SOGGETTE A MODIFICHE SENZA PREAVVISO.
FOR S.P.A. - DESIGN DETAILS AND SPECIFICATIONS SUBJECT TO CHANGE WITHOUT PRIOR NOTICE.

RACCORDI PER TUBI SVASATI - 37°

37° - FLARED TUBE CONNECTORS

102265

Giunzione diritta femmina
JIC cono 37° - maschio
JIC cono 37°
Reducer male - female JIC

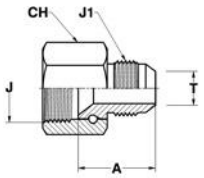

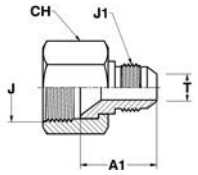

T MM.	T IN.	RIFERIMENTO REFERENCE	J UNF-UN	J1 UNF-UN	A	A1	CH
10	3/8	**A102265/1006**	9/16-18	7/16-20	-	24,5	17
10	3/8	**A102265/1008**	9/16-18	1/2-20	24,5	-	17
12	1/2	**A102265/1206**	3/4-16	7/16-20	-	25,5	22
12	1/2	**A102265/1208**	3/4-16	1/2-20	-	25,5	22
12	1/2	**A102265/1210**	3/4-16	9/16-18	-	25,5	22
14÷16	5/8	**A102265/1606**	7/8-14	7/16-20	-	26	27
14÷16	5/8	**A102265/1610**	7/8-14	9/16-18	-	26	27
14÷16	5/8	**A102265/1612**	7/8-14	3/4-16	29	-	27
18-20	3/4	**A102265/2006**	1"1/16-12	7/16-20	-	27,5	32
18-20	3/4	**A102265/2010**	1"1/16-12	9/16-18	-	27,5	32
18-20	3/4	**A102265/2012**	1"1/16-12	3/4-16	-	30,5	32
18-20	3/4	**A102265/2016**	1"1/16-12	7/8-14	31	-	32
22	7/8	**A102265/2220**	1"3/16-12	1"1/16-12	34	-	36
25	1"	**A102265/2520**	1"5/16-12	1"1/16-12	-	37,5	38
25	1"	**A102265/2522**	1"5/16-12	1"3/16-12	35,5	-	38
30-32	1"1/4	**A102265/3220**	1"5/8-12	1"1/16-12	-	39	50
30-32	1"1/4	**A102265/3222**	1"5/8-12	1"3/16-12	-	39,5	50
30-32	1"1/4	**A102265/3225**	1"5/8-12	1"5/16-12	-	40	50
38	1"1/2	**A102265/3832**	1"7/8-12	1"5/8-12	-	43	57
6	1/4	**SA102265/0606**	7/16-20	7/16-20	31	-	14
6	1/4	**SA102265/0610**	7/16-20	9/16-18	24	-	14
8	5/16	**SA102265/0806**	1/2-20	7/16-20	24	-	17
8	5/16	**SA102265/0810**	1/2-20	9/16-18	32	-	17
8	5/16	**SA102265/0812**	1/2-20	3/4-16	37	-	17
10	3/8	**SA102265/1010**	9/16-18	9/16-18	34	-	17
10	3/8	**SA102265/1012**	9/16-18	3/4-16	38	-	17
12	1/2	**SA102265/1212**	3/4-16	3/4-16	38	-	22
12	1/2	**SA102265/1216**	3/4-16	7/8-14	40	-	22
12	1/2	**SA102265/1220**	3/4-16	1"1/16-12	43,5	-	22
14÷16	5/8	**SA102265/1608**	7/8-14	1/2-20	-	26	27
14÷16	5/8	**SA102265/1616**	7/8-14	7/8-14	31	-	27
14÷16	5/8	**SA102265/1625**	7/8-14	1"5/16-12	47	-	27
18-20	3/4	**SA102265/2008**	1"1/16-12	1/2-20	-	29	32
18-20	3/4	**SA102265/2020**	1"1/16-12	1"1/16-12	45	-	32
18-20	3/4	**SA102265/2025**	1"1/16-12	1"5/16-12	36	-	32
25	1"	**SA102265/2506**	1"5/16-12	7/16-20	-	32,5	38
25	1"	**SA102265/2508**	1"5/16-12	1/2-20	-	29,5	38
25	1"	**SA102265/2510**	1"5/16-12	9/16-18	-	29,5	38
25	1"	**SA102265/2512**	1"5/16-12	3/4-16	-	31	38
25	1"	**SA102265/2516**	1"5/16-12	7/8-14	-	34	38
25	1"	**SA102265/2525**	1"5/16-12	1"5/16-12	49	-	38
30-32	1"1/4	**SA102265/3216**	1"5/8-12	7/8-14	-	36,5	50
30-32	1"1/4	**SA102265/3238**	1"5/8-12	1"7/8-12	56	-	50
38	1"1/2	**SA102265/3812**	1"7/8-12	3/4-16	-	35,5	57
38	1"1/2	**SA102265/3816**	1"7/8-12	7/8-14	-	38	57
38	1"1/2	**SA102265/3820**	1"7/8-12	1"1/16-12	-	41	57
38	1"1/2	**SA102265/3822**	1"7/8-12	1"3/16-12	-	39,5	57
38	1"1/2	**SA102265/3825**	1"7/8-12	1"5/16-12	-	42	57
38	1"1/2	**SA102265/3838**	1"7/8-12	1"7/8-12	58,5	-	57
38	1"1/2	**SA102265/3850**	1"7/8-12	2"1/2-12	72	-	57

FOR S.P.A. - NORME E DIMENSIONI SOGGETTE A MODIFICHE SENZA PREAVVISO.
FOR S.P.A. - DESIGN DETAILS AND SPECIFICATIONS SUBJECT TO CHANGE WITHOUT PRIOR NOTICE.

102276

Giunzione diritta maschio
JIC cono 37° - sede a saldare
Braze connector male JIC

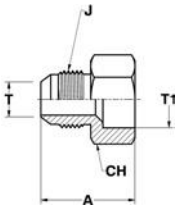

T MM.	T IN.	RIFERIMENTO REFERENCE	J UNF-UN	A	T1	CH
6	1/4	**A102276/0606**	7/16-20	26	6	14
8	5/16	**A102276/0810**	1/2-20	26	10	16
10	3/8	**A102276/1010**	9/16-18	27.5	10	19
10	3/8	**A102276/1012**	9/16-18	27.5	12	19
12	1/2	**A102276/1212**	3/4-16	29	12	22
12	1/2	**A102276/1216**	3/4-16	29	16	24
12	1/2	**A102276/1218**	3/4-16	29	18	24
14÷16	5/8	**A102276/1616**	7/8-14	31.5	16	24
14÷16	5/8	**A102276/1618**	7/8-14	31.5	18	24
14÷16	5/8	**A102276/1622**	7/8-14	36.5	22	30
18-20	3/4	**A102276/2018**	1"1/16-12	40	18	30
18-20	3/4	**A102276/2020**	1"1/16-12	40	20	30
18-20	3/4	**A102276/2025**	1"1/16-12	40	25	32
25	1"	**A102276/2525**	1"5/16-12	42	25	36
25	1"	**A102276/2527**	1"5/16-12	42	27	36
25	1"	**A102276/2532**	1"5/16-12	42.5	32	41
30-32	1"1/4	**A102276/3232**	1"5/8-12	45	32	46
30-32	1"1/4	**A102276/3238**	1"5/8-12	45	38	46
38	1"1/2	**A102276/3838**	1"7/8-12	50	38	50
6	1/4	**SA102276/0610**	7/16-20	26	10	16
10	3/8	**SA102276/1013**	9/16-18	27,5	13	19
12	1/2	**SA102276/1208**	3/4-16	29,5	8	22
12	1/2	**SA102276/1210**	3/4-16	29	10	21
12	1/2	**SA102276/1214**	3/4-16	29	14	22
12	1/2	**SA102276/1215**	3/4-16	29	15	22
12	1/2	**SA102276/1217**	3/4-16	29	17	24
12	1/2	**SA102276/1220**	3/4-16	29	20	24
14÷16	5/8	**SA102276/1615**	7/8-14	31,5	15	24
14÷16	5/8	**SA102276/1620**	7/8-14	37,5	20	30
14÷16	5/8	**SA102276/1624**	7/8-14	38,5	24	32
14÷16	5/8	**SA102276/1626**	7/8-14	38,5	26	32
18-20	3/4	**SA102276/2022**	1"1/16-12	40	22	30
18-20	3/4	**SA102276/2028**	1"1/16-12	40	28	36
22	7/8	**SA102276/2220**	1"3/16-12	39,5	20	36
25	1"	**SA102276/2520**	1"5/16-12	40,5	20	35
25	1"	**SA102276/2530**	1"5/16-12	42	30	36
25	1"	**SA102276/2545**	1"5/16-12	43	45	50
30-32	1"1/4	**SA102276/3228**	1"5/8-12	45	28	46
30-32	1"1/4	**SA102276/3234**	1"5/8-12	45	34	46

FOR S.P.A. - NORME E DIMENSIONI SOGGETTE A MODIFICHE SENZA PREAVVISO.
FOR S.P.A. - DESIGN DETAILS AND SPECIFICATIONS SUBJECT TO CHANGE WITHOUT PRIOR NOTICE.

RACCORDI PER TUBI SVASATI - 37°

37° - FLARED TUBE CONNECTORS

102287

Giunzione diritta femmina
JIC cono 37° - sede a saldare
Braze connector female JIC

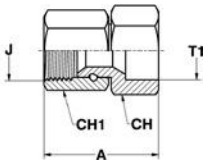

T MM.	T IN.	RIFERIMENTO REFERENCE	J UNF-UN	A	T_1	CH	CH_1
6	1/4	**A102287/0606**	7/16-20	30.5	6	14	14
8	5/16	**A102287/0808**	1/2-20	32	8	16	17
8	5/16	**A102287/0810**	1/2-20	31,5	10	16	17
10	3/8	**A102287/1010**	9/16-18	33.5	10	19	17
10	3/8	**A102287/1012**	9/16-18	33.5	12	19	17
12	1/2	**A102287/1212**	3/4-16	35	12	24	22
12	1/2	**A102287/1216**	3/4-16	35	16	24	22
12	1/2	**A102287/1218**	3/4-16	35	18	24	22
14÷16	5/8	**A102287/1614**	7/8-14	38	14	24	27
14÷16	5/8	**A102287/1616**	7/8-14	38	16	24	27
14÷16	5/8	**A102287/1618**	7/8-14	38	18	24	27
14÷16	5/8	**A102287/1622**	7/8-14	44	22	30	27
18-20	3/4	**A102287/2018**	1"1/16-12	45.5	18	30	32
18-20	3/4	**A102287/2020**	1"1/16-12	45.5	20	30	32
18-20	3/4	**A102287/2025**	1"1/16-12	45.5	25	32	32
18-20	3/4	**A102287/2027**	1"1/16-12	45.5	27	36	32
22	7/8	**A102287/2222**	1"3/16-12	46	22	36	36
25	1"	**A102287/2525**	1"5/16-12	49,5	25	36	38
25	1"	**A102287/2527**	1"5/16-12	49	27	36	38
25	1"	**A102287/2532**	1"5/16-12	49,5	32	41	38
25	1"	**A102287/2534**	1"5/16-12	49,5	34	41	38
30-32	1"1/4	**A102287/3232**	1"5/8-12	53	32	46	50
30-32	1"1/4	**A102287/3238**	1"5/8-12	53	38	46	50
38	1"1/2	**A102287/3838**	1"7/8-12	61	38	50	57
10	3/8	**SA102287/1008**	9/16-18	33.5	8	19	17
10	3/8	**SA102287/1013**	9/16-18	33.5	13	19	17
10	3/8	**SA102287/1022**	9/16-18	39,5	22	30	17
12	1/2	**SA102287/1208**	3/4-16	34	8	22	22
12	1/2	**SA102287/1217**	3/4-16	35	17	24	22
14÷16	5/8	**SA102287/1620**	7/8-14	44	20	30	27
25	1"	**SA102287/2530**	1"5/16-12	48,5	30	41	38
25	1"	**SA102287/2535**	1"5/16-12	49,5	35	41	38

FOR S.P.A. - NORME E DIMENSIONI SOGGETTE A MODIFICHE SENZA PREAVVISO.
FOR S.P.A. - DESIGN DETAILS AND SPECIFICATIONS SUBJECT TO CHANGE WITHOUT PRIOR NOTICE.

102353

Terminale diritto JIC cono 37° - maschio GAS cil. (BSPP) con cono interno 60° per sedi ISO 8434-6
Connector male JIC - male BSPP 60° ISO 8434-6 ports

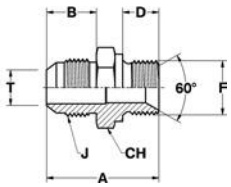

T MM.	T IN.	RIFERIMENTO REFERENCE	J UNF-UN	F GAS CIL.BSPP	A	B	D	CH
6	1/4	**A102353/0610**	7/16-20	1/8	29	14	8	14
6	1/4	**A102353/0613**	7/16-20	1/4	34.5	14	12	19
6	1/4	**A102353/0617**	7/16-20	3/8	34.5	14	12	22
6	1/4	**A102353/0621**	7/16-20	1/2	38	14	14	27
8	5/16	**A102353/0810**	1/2-20	1/8	29	14	8	14
8	5/16	**A102353/0813**	1/2-20	1/4	34.5	14	12	19
8	5/16	**A102353/0817**	1/2-20	3/8	34.5	14	12	22
10	3/8	**A102353/1013**	9/16-18	1/4	34.5	14	12	19
10	3/8	**A102353/1017**	9/16-18	3/8	34.5	14	12	22
10	3/8	**A102353/1021**	9/16-18	1/2	38	14	14	27
12	1/2	**A102353/1213**	3/4-16	1/4	37.5	17	12	22
12	1/2	**A102353/1217**	3/4-16	3/8	37.5	17	12	22
12	1/2	**A102353/1221**	3/4-16	1/2	41	17	14	27
12	1/2	**A102353/1226**	3/4-16	3/4	45	17	16	32
14÷16	5/8	**A102353/1617**	7/8-14	3/8	40.5	19,5	12	24
14÷16	5/8	**A102353/1621**	7/8-14	1/2	43.5	19,5	14	27
14÷16	5/8	**A102353/1626**	7/8-14	3/4	47.5	19,5	16	32
18-20	3/4	**A102353/2021**	1"1/16-12	1/2	47	22	14	30
18-20	3/4	**A102353/2026**	1"1/16-12	3/4	50	22	16	32
18-20	3/4	**A102353/2033**	1"1/16-12	1"	52.5	22	18	41
22	7/8	**A102353/2226**	1"3/16-12	3/4	50.5	22,5	16	32
25	1"	**A102353/2526**	1"5/16-12	3/4	51	23	16	36
25	1"	**A102353/2533**	1"5/16-12	1"	53.5	23	18	41
25	1"	**A102353/2542**	1"5/16-12	1"1/4	57	23	20	50
30-32	1"1/4	**A102353/3233**	1"5/8-12	1"	55.5	24,5	18	42
30-32	1"1/4	**A102353/3242**	1"5/8-12	1"1/4	58.5	24,5	20	50
38	1"1/2	**A102353/3842**	1"7/8-12	1"1/4	61.5	27,5	20	50
38	1"1/2	**A102353/3848**	1"7/8-12	1"1/2	65.5	27,5	22	60
8	5/16	**SA102353/0821**	1/2-20	1/2	38	14	14	27
10	3/8	**SA102353/1010**	9/16-18	1/8	30	14	8	17
10	3/8	**SA102353/1026**	9/16-18	3/4	42	14	16	32
14÷16	5/8	**SA102353/1610**	7/8-14	1/8	35,5	19,5	8	24
14÷16	5/8	**SA102353/1613**	7/8-14	1/4	40,5	19,5	12	24
14÷16	5/8	**SA102353/1623**	7/8-14	5/8	47,5	19,5	16	27
14÷16	5/8	**SA102353/1633**	7/8-14	1"	49,5	19,5	18	41
18-20	3/4	**SA102353/2042**	1"1/16-12	1"1/4	55,5	22	20	50
22	7/8	**SA102353/2213**	1"3/16-12	1/4	46,5	22,5	12	32
22	7/8	**SA102353/2221**	1"3/16-12	1/2	49	22,5	14	32
25	1"	**SA102353/2548**	1"5/16-12	1"1/2	61	23	22	55
30-32	1"1/4	**SA102353/3226**	1"5/8-12	3/4	53,5	24,5	16	42
30-32	1"1/4	**SA102353/3248**	1"5/8-12	1"1/2	62,5	24,5	22	55

FOR S.P.A. - NORME E DIMENSIONI SOGGETTE A MODIFICHE SENZA PREAVVISO.
FOR S.P.A. - DESIGN DETAILS AND SPECIFICATIONS SUBJECT TO CHANGE WITHOUT PRIOR NOTICE.

RACCORDI PER TUBI SVASATI - 37°

37° - FLARED TUBE CONNECTORS

102342

Portamanometro maschio
JIC cono 37° - femmina
GAS cil. (BSPP)
Manometer connector
male JIC - female BSPP

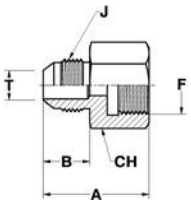

T MM.	T IN.	RIFERIMENTO REFERENCE	J UNF-UN	F GAS CIL.BSPP	A	B	CH
6	1/4	**A102342/0613**	7/16-20	1/4	31	14	19
6	1/4	**A102342/0621**	7/16-20	1/2	41	14	27
8	5/16	**A102342/0813**	1/2-20	1/4	28	14	19
8	5/16	**A102342/0821**	1/2-20	1/2	41	14	27
10	3/8	**A102342/1013**	9/16-18	1/4	28	14	19
10	3/8	**A102342/1021**	9/16-18	1/2	35	14	27
12	1/2	**A102342/1213**	3/4-16	1/4	31	17	22
12	1/2	**A102342/1221**	3/4-16	1/2	38	17	27
12	1/2	**SA102342/1217**	3/4-16	3/8	35	17	24
14÷16	5/8	**SA102342/1621**	7/8-14	1/2	40	19,5	27

102298

Portamanometro femmina
JIC cono 37° - femmina
GAS cil. (BSPP)
Manometer connector
female JIC - male BSPP

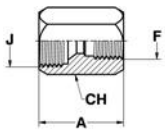

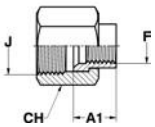

RIFERIMENTO REFERENCE	J UNF-UN	F GAS CIL.BSPP	A	A_1	CH
A102298/0613	7/16-20	1/4	29.5	-	19
A102298/0813	1/2-20	1/4	28.5	-	19
A102298/1013	9/16-18	1/4	30	-	19
A102298/1213	3/4-16	1/4	32	-	22
A102298/1613	7/8-14	1/4	-	17	27
A102298/2013	1"1/16-12	1/4	-	18	32
A102298/2213	1"3/16-12	1/4	-	19	36
A102298/2513	1"5/16-12	1/4	-	20	38
A102298/3213	1"5/8-12	1/4	-	20	50
A102298/3813	1"7/8-12	1/4	-	24	57

FOR S.P.A. - NORME E DIMENSIONI SOGGETTE A MODIFICHE SENZA PREAVVISO.
FOR S.P.A. - DESIGN DETAILS AND SPECIFICATIONS SUBJECT TO CHANGE WITHOUT PRIOR NOTICE.

101022

Tappo maschio JIC
JIC Male plug

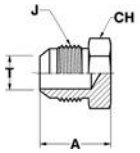

T MM.	T IN.	RIFERIMENTO REFERENCE	J UNF-UN	A	CH
6	1/4	**A101022/06**	7/16-20	20,5	13
8	5/16	**A101022/08**	1/2-20	20,5	14
10	3/8	**A101022/10**	9/16-18	21,5	16
12	1/2	**A101022/12**	3/4-16	24,5	21
14÷16	5/8	**A101022/16**	7/8-14	28	24
18-20	3/4	**A101022/20**	1"1/16-12	32,5	30
22	7/8	**A101022/22**	1"3/16-12	33	32
25	1"	**A101022/25**	1"5/16-12	34	35
30-32	1"1/4	**A101022/32**	1"5/8-12	37	42
38	1"1/2	**A101022/38**	1"7/8-12	42	50
50	2"	**SA101022/50**	2"1/2-12	52	70

101033

Tappo femmina JIC
JIC Female plug

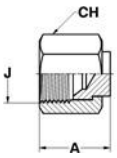

T MM.	T IN.	RIFERIMENTO REFERENCE	J UNF-UN	A	CH
6	1/4	**A101033/06**	7/16-20	18	14
8	5/16	**A101033/08**	1/2-20	20,5	17
10	3/8	**A101033/10**	9/16-18	22	17
12	1/2	**A101033/12**	3/4-16	24,5	22
14÷16	5/8	**A101033/16**	7/8-14	28	27
18-20	3/4	**A101033/20**	1"1/16-12	30	32
22	7/8	**A101033/22**	1"3/16-12	31	36
25	1"	**A101033/25**	1"5/16-12	33,5	41
30-32	1"1/4	**A101033/32**	1"5/8-12	35	50
38	1"1/2	**A101033/38**	1"7/8-12	40,5	57

FOR S.P.A. - NORME E DIMENSIONI SOGGETTE A MODIFICHE SENZA PREAVVISO.
FOR S.P.A. - DESIGN DETAILS AND SPECIFICATIONS SUBJECT TO CHANGE WITHOUT PRIOR NOTICE.

RACCORDI PER TUBI SVASATI - 37°

37° - FLARED TUBE CONNECTORS

103002

Giunzione diritta passaparatia
JIC cono 37° - JIC cono 37°
Bulkhead union male
JIC - JIC

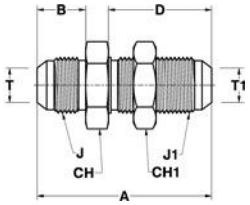

T		T1		RIFERIMENTO REFERENCE	J	J1	A	B	D	CH	CH1
MM.	IN.	MM.	IN.		UNF-UN	UNF-UN					
6	1/4	6	1/4	**A103002/06**	7/16-20	7/16-20	52.5	14	31,5	17	17
8	5/16	8	5/16	**A103002/08**	1/2-20	1/2-20	52.5	14	31,5	19	19
10	3/8	10	3/8	**A103002/10**	9/16-18	9/16-18	55.5	14	33,5	22	22
12	1/2	12	1/2	**A103002/12**	3/4-16	3/4-16	62	17	37,5	24	24
14÷16	5/8	14÷16	5/8	**A103002/16**	7/8-14	7/8-14	69.5	19,5	41	30	30
18-20	3/4	18-20	3/4	**A103002/20**	1"1/16-12	1"1/16-12	78.5	22	45,5	36	36
22	7/8	22	7/8	**A103002/22**	1"3/16-12	1"3/16-12	79	22,5	45,5	38	38
25	1"	25	1"	**A103002/25**	1"5/16-12	1"5/16-12	80	23	45,5	41	41
30-32	1"1/4	30-32	1"1/4	**A103002/32**	1"5/8-12	1"5/8-12	84	24,5	46,5	50	50
38	1"1/2	38	1"1/2	**A103002/38**	1"7/8-12	1"7/8-12	89.5	27,5	47	55	55
50	2"	50	2"	**A103002/50**	2"1/2-12	2"1/2-12	106,5	34	54	70	70
10	3/8	6	1/4	**SA103002/1006**	9/16-18	7/16-20	53.5	14	31,5	22	17
14÷16	5/8	12	1/2	**SA103002/1612**	7/8-14	3/4-16	66	19,5	37,5	30	24

103013

Giunzione diritta passaparatia
JIC cono 37° - femmina NPTF
Bulkhead union male
JIC - female NPTF

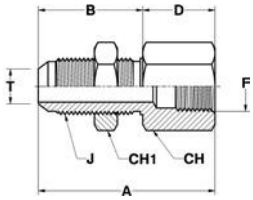

T		RIFERIMENTO REFERENCE	J	F	A	B	D	CH	CH1
MM.	IN.		UNF-UN	NPTF					
6	1/4	**A103013/0610**	7/16-20	1/8	47.5	31,5	16	17	17
6	1/4	**A103013/0613**	7/16-20	1/4	53	31,5	21,5	19	17
8	5/16	**A103013/0810**	1/2-20	1/8	47.5	31,5	16	19	19
8	5/16	**A103013/0813**	1/2-20	1/4	53	31,5	21,5	19	19
10	3/8	**A103013/1010**	9/16-18	1/8	49.5	33,5	16	22	22
10	3/8	**A103013/1013**	9/16-18	1/4	55	33,5	21,5	22	22
10	3/8	**A103013/1017**	9/16-18	3/8	56	33,5	22,5	22	22
12	1/2	**A103013/1213**	3/4-16	1/4	59	37,5	21,5	24	24
12	1/2	**A103013/1217**	3/4-16	3/8	60	37,5	22,5	24	24
12	1/2	**A103013/1221**	3/4-16	1/2	66	37,5	28,5	30	24
14÷16	5/8	**A103013/1621**	7/8-14	1/2	69.5	41	28,5	30	30
18-20	3/4	**A103013/2021**	1"1/16-12	1/2	74	45,5	28,5	36	36
18-20	3/4	**A103013/2026**	1"1/16-12	3/4	76	45,5	30,5	36	36
22	7/8	**A103013/2226**	1"3/16-12	3/4	76	45,5	30,5	38	38
25	1"	**A103013/2533**	1"5/16-12	1"	82	45,5	36,5	41	41
30-32	1"1/4	**A103013/3242**	1"5/8-12	1"1/4	85	46,5	38,5	50	50
38	1"1/2	**A103013/3848**	1"7/8-12	1"1/2	86	47	39	60	55

FOR S.P.A. - NORME E DIMENSIONI SOGGETTE A MODIFICHE SENZA PREAVVISO.
FOR S.P.A. - DESIGN DETAILS AND SPECIFICATIONS SUBJECT TO CHANGE WITHOUT PRIOR NOTICE.

104014

Prolunga diritta
JIC cono 37° - SAE UNF-UN
per sedi ISO 11926
Long connector male
JIC - male SAE UNF-UN
with O.R. ISO 11926 ports

SEDI PAG.30 / *PORTS PAG.30*

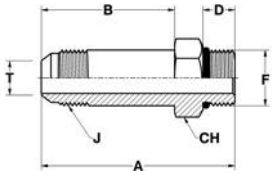

T MM.	T IN.	RIFERIMENTO REFERENCE	J UNF-UN	F UNF-UN	A	B	D	CH
6	1/4	**A104014/0611**	7/16-20	7/16-20	52.5	35	9	14
6	1/4	**A104014/0612**	7/16-20	1/2-20	52.5	35	9	16
6	1/4	**A104014/0614**	7/16-20	9/16-18	54,5	35	10	18
8	5/16	**A104014/0812**	1/2-20	1/2-20	54.5	37	9	16
10	3/8	**A104014/1014**	9/16-18	9/16-18	58.7	39	10	18
10	3/8	**A104014/1019**	9/16-18	3/4-16	60	39	11	22
12	1/2	**A104014/1219**	3/4-16	3/4-16	68.5	48	11	22
12	1/2	**A104014/1222**	3/4-16	7/8-14	71.5	48	13	27
12	1/2	**A104014/1227**	3/4-16	1"1/16-12	76	48	15	32
14÷16	5/8	**A104014/1619**	7/8-14	3/4-16	74.5	53	11	24
14÷16	5/8	**A104014/1622**	7/8-14	7/8-14	77	53	13	27
14÷16	5/8	**A104014/1627**	7/8-14	1"1/16-12	81.5	53	15	32
18-20	3/4	**A104014/2019**	1"1/16-12	3/4-16	86,5	63	11	27
18-20	3/4	**A104014/2022**	1"1/16-12	7/8-14	88	63	13	27
18-20	3/4	**A104014/2027**	1"1/16-12	1"1/16-12	91.5	63	15	32
18-20	3/4	**A104014/2033**	1"1/16-12	1"5/16-12	92.5	63	15	38
22	7/8	**A104014/2230**	1"3/16-12	1"3/16-12	96.5	68	15	35
25	1"	**A104014/2527**	1"5/16-12	1"1/16-12	100	72	15	35
25	1"	**A104014/2533**	1"5/16-12	1"5/16-12	101	72	15	38
25	1"	**A104014/2541**	1"5/16-12	1"5/8-12	102	72	15	48
30-32	1"1/4	**A104014/3241**	1"5/8-12	1"5/8-12	119	88	15	48
38	1"1/2	**A104014/3848**	1"7/8-12	1"7/8-12	131	98	15	55

FOR S.P.A. - NORME E DIMENSIONI SOGGETTE A MODIFICHE SENZA PREAVVISO.
FOR S.P.A. - DESIGN DETAILS AND SPECIFICATIONS SUBJECT TO CHANGE WITHOUT PRIOR NOTICE.

RACCORDI PER TUBI SVASATI - 37°

37° - FLARED TUBE CONNECTORS

104025

Prolunga diritta
JIC cono 37° - GAS cil. (BSPP)
con O.R. e rondella
per sedi ISO 1179
Long connector male
JIC - male BSPP
with O.R. and retaining ring
ISO 1179 ports

SEDI PAG.32 / *PORTS PAG.32*

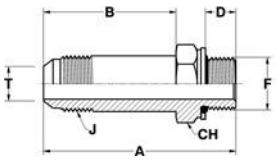

T MM.	T IN.	RIFERIMENTO REFERENCE	J UNF-UN	F GAS CIL.BSPP	A	B	D	CH
6	1/4	**A104025/0610**	7/16-20	1/8	50	35	7	14
6	1/4	**A104025/0613**	7/16-20	1/4	55.5	35	10	19
6	1/4	**A104025/0617**	7/16-20	3/8	55.5	35	10	24
6	1/4	**A104025/0621**	7/16-20	1/2	59	35	12	27
8	5/16	**A104025/0810**	1/2-20	1/8	52	37	7	14
8	5/16	**A104025/0813**	1/2-20	1/4	57.5	37	10	19
8	5/16	**A104025/0817**	1/2-20	3/8	57.5	37	10	24
10	3/8	**A104025/1013**	9/16-18	1/4	59.5	39	10	19
10	3/8	**A104025/1017**	9/16-18	3/8	59.5	39	10	24
10	3/8	**A104025/1021**	9/16-18	1/2	63	39	12	27
12	1/2	**A104025/1213**	3/4-16	1/4	68.5	48	10	22
12	1/2	**A104025/1217**	3/4-16	3/8	68.5	48	10	24
12	1/2	**A104025/1221**	3/4-16	1/2	72	48	12	27
12	1/2	**A104025/1226**	3/4-16	3/4	76	48	14	36
14÷16	5/8	**A104025/1617**	7/8-14	3/8	74	53	10	24
14÷16	5/8	**A104025/1621**	7/8-14	1/2	77	53	12	27
14÷16	5/8	**A104025/1626**	7/8-14	3/4	81	53	14	36
18-20	3/4	**A104025/2021**	1"1/16-12	1/2	88	63	12	30
18-20	3/4	**A104025/2026**	1"1/16-12	3/4	91	63	14	36
18-20	3/4	**A104025/2033**	1"1/16-12	1"	93.5	63	15,5	41
22	7/8	**A104025/2226**	1"3/16-12	3/4	96	68	14	36
25	1"	**A104025/2526**	1"5/16-12	3/4	100	72	14	36
25	1"	**A104025/2533**	1"5/16-12	1"	102	72	15,5	41
25	1"	**A104025/2542**	1"5/16-12	1"1/4	106	72	17,5	50
30-32	1"1/4	**A104025/3233**	1"5/8-12	1"	119	88	15,5	42
30-32	1"1/4	**A104025/3242**	1"5/8-12	1"1/4	122	88	17,5	50
38	1"1/2	**A104025/3842**	1"7/8-12	1"1/4	132	98	17,5	50
38	1"1/2	**A104025/3848**	1"7/8-12	1"1/2	136	98	19,5	60

FOR S.P.A. - NORME E DIMENSIONI SOGGETTE A MODIFICHE SENZA PREAVVISO.
FOR S.P.A. - DESIGN DETAILS AND SPECIFICATIONS SUBJECT TO CHANGE WITHOUT PRIOR NOTICE.

104124

Prolunga diritta
JIC cono 37° - GAS cil. (JIS)
con O.R. per sedi JIS 2351
Long connector male
JIC - male JIS
with O.R. JIS 2351 ports

SEDI PAG.31 / *PORTS PAG.31*

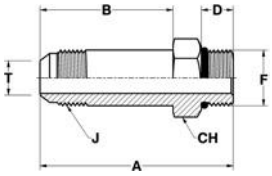

T MM.	T IN.	RIFERIMENTO REFERENCE	J UNF-UN	F GAS CIL.JIS	A	B	D	CH
6	1/4	**A104124/0610**	7/16-20	1/8	51	35	9	14
6	1/4	**A104124/0613**	7/16-20	1/4	55.5	35	12	19
8	5/16	**A104124/0813**	1/2-20	1/4	57.5	37	12	19
8	5/16	**A104124/0817**	1/2-20	3/8	57.5	37	12	24
10	3/8	**A104124/1013**	9/16-18	1/4	59.5	39	12	19
10	3/8	**A104124/1017**	9/16-18	3/8	59.5	39	12	24
10	3/8	**A104124/1021**	9/16-18	1/2	65	39	16	27
12	1/2	**A104124/1213**	3/4-16	1/4	68.5	48	12	22
12	1/2	**A104124/1217**	3/4-16	3/8	68.5	48	12	24
12	1/2	**A104124/1221**	3/4-16	1/2	74	48	16	27
14÷16	5/8	**A104124/1617**	7/8-14	3/8	74	53	12	24
14÷16	5/8	**A104124/1621**	7/8-14	1/2	79	53	16	27
14÷16	5/8	**A104124/1626**	7/8-14	3/4	82	53	17	36
18-20	3/4	**A104124/2021**	1"1/16-12	1/2	90	63	16	30
18-20	3/4	**A104124/2026**	1"1/16-12	3/4	92	63	17	36
18-20	3/4	**A104124/2033**	1"1/16-12	1"	95,5	63	20	41
25	1"	**A104124/2526**	1"5/16-12	3/4	101	72	17	36
25	1"	**A104124/2533**	1"5/16-12	1"	104	72	20	41
25	1"	**A104124/2542**	1"5/16-12	1"1/4	106	72	20	50
30-32	1"1/4	**A104124/3233**	1"5/8-12	1"	121	88	20	42
30-32	1"1/4	**A104124/3242**	1"5/8-12	1"1/4	122	88	20	50
38	1"1/2	**A104124/3842**	1"7/8-12	1"1/4	132	98	20	50
38	1"1/2	**A104124/3848**	1"7/8-12	1"1/2	134	98	20	60

104058

Prolunga diritta
JIC cono 37° - Metrico cil.
con O.R. e rondella
per sedi ISO 9974
Long connector male
JIC - male Metric
with O.R. and retaining ring
ISO 9974 ports

SEDI PAG.32 / *PORTS PAG.32*

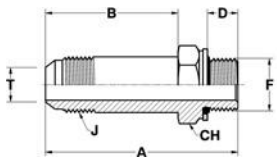

T MM.	T IN.	RIFERIMENTO REFERENCE	J UNF-UN	F METRICO METRIC	A	B	D	CH
6	1/4	**A104058/0610**	7/16-20	10x1	51	35	8,5	14
6	1/4	**A104058/0612**	7/16-20	12x1,5	53.5	37	9,5	17
8	5/16	**A104058/0810**	1/2-20	10x1	53	37	8,5	14
8	5/16	**A104058/0812**	1/2-20	12x1,5	55.5	37	9,5	17
8	5/16	**A104058/0814**	1/2-20	14x1,5	56.5	37	9,5	19
10	3/8	**A104058/1014**	9/16-18	14x1,5	58.5	39	9,5	19
10	3/8	**A104058/1016**	9/16-18	16x1,5	60	39	11	22
12	1/2	**A104058/1216**	3/4-16	16x1,5	69	48	11	22
12	1/2	**A104058/1218**	3/4-16	18x1,5	70.5	48	12,5	24
14÷16	5/8	**A104058/1618**	7/8-14	18x1,5	75.5	53	12,5	24
14÷16	5/8	**A104058/1620**	7/8-14	20x1,5	76.5	53	12,5	27
14÷16	5/8	**A104058/1622**	7/8-14	22x1,5	78	53	13,5	27
18-20	3/4	**A104058/2022**	1"1/16-12	22x1,5	89	63	13,5	30
18-20	3/4	**A104058/2027**	1"1/16-12	27x2	92.5	63	16,5	32
22	7/8	**A104058/2226**	1"3/16-12	26x1,5	94.5	68	14	36
25	1"	**A104058/2527**	1"5/16-12	27x2	102	72	16,5	36
25	1"	**A104058/2533**	1"5/16-12	33x2	102.5	72	16,5	41
30-32	1"1/4	**A104058/3242**	1"5/8-12	42x2	121	88	17	50
38	1"1/2	**A104058/3848**	1"7/8-12	48x2	136	88	19,5	60

FOR S.P.A. - NORME E DIMENSIONI SOGGETTE A MODIFICHE SENZA PREAVVISO.
FOR S.P.A. - DESIGN DETAILS AND SPECIFICATIONS SUBJECT TO CHANGE WITHOUT PRIOR NOTICE.

RACCORDI PER TUBI SVASATI - 37°

37° - FLARED TUBE CONNECTORS

104092

Prolunga diritta
JIC cono 37° - Metrico cil.
con O.R. per sedi ISO 6149
Long connector male
JIC - male Metric
with O.R. ISO 6149 ports

SEDI PAG.30 / *PORTS PAG.30*

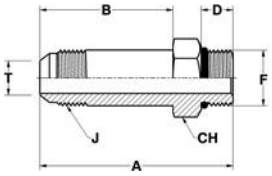

T MM.	T IN.	RIFERIMENTO REFERENCE	J UNF-UN	F METRICO METRIC	A	B	D	CH
6	1/4	**A104092/0610**	7/16-20	10x1	51	35	9,5	14
8	5/16	**A104092/0810**	1/2-20	10x1	53	37	9,5	14
8	5/16	**A104092/0812**	1/2-20	12x1,5	55.5	37	11	17
8	5/16	**A104092/0814**	1/2-20	14x1,5	56.5	37	11	19
10	3/8	**A104092/1014**	9/16-18	14x1,5	58.5	39	11	19
10	3/8	**A104092/1016**	9/16-18	16x1,5	60	39	12,5	22
12	1/2	**A104092/1216**	3/4-16	16x1,5	69	48	12,5	22
12	1/2	**A104092/1218**	3/4-16	18x1,5	70.5	48	14	24
14÷16	5/8	**A104092/1618**	7/8-14	18x1,5	75.5	53	14	24
14÷16	5/8	**A104092/1622**	7/8-14	22x1,5	78	53	15	27
18-20	3/4	**A104092/2022**	1"1/16-12	22x1,5	89	63	15	30
18-20	3/4	**A104092/2027**	1"1/16-12	27x2	92.5	63	18,5	32
25	1"	**A104092/2527**	1"5/16-12	27x2	102	72	18,5	36
25	1"	**A104092/2533**	1"5/16-12	33x2	102.5	72	18,5	41
30-32	1"1/4	**A104092/3242**	1"5/8-12	42x2	121	88	19	50
38	1"1/2	**A104092/3848**	1"7/8-12	48x2	136	98	21,5	60

105004

Giunzione 45° maschio
JIC cono 37° - femmina
JIC cono 37°
45° elbow union male
JIC - swivel female JIC

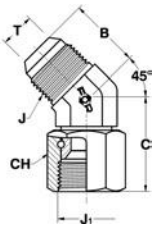

T MM.	T IN.	RIFERIMENTO REFERENCE	J UNF-UN	J_1 UNF-UN	B	C	CH
6	1/4	**A105004/06**	7/16-20	7/16-20	18	24,5	14
8	5/16	**A105004/08**	1/2-20	1/2-20	19.5	26,5	17
10	3/8	**A105004/10**	9/16-18	9/16-18	21	29,5	17
12	1/2	**A105004/12**	3/4-16	3/4-16	25	32	22
14÷16	5/8	**A105004/16**	7/8-14	7/8-14	28	37	27
18-20	3/4	**A105004/20**	1"1/16-12	1"1/16-12	32.5	38,5	32
22	7/8	**A105004/22**	1"3/16-12	1"3/16-12	35	42	36
25	1"	**A105004/25**	1"5/16-12	1"5/16-12	37	45	38
30-32	1"1/4	**A105004/32**	1"5/8-12	1"5/8-12	40.5	51,5	50
38	1"1/2	**A105004/38**	1"7/8-12	1"7/8-12	45	57,5	57
50	2"	**A105004/50**	2"1/2-12	2"1/2-12	56,5	74	75
10	3/8	**SA105004/1008**	9/16-18	1/2-20	21	28,5	17

FOR S.P.A. - NORME E DIMENSIONI SOGGETTE A MODIFICHE SENZA PREAVVISO.
FOR S.P.A. - DESIGN DETAILS AND SPECIFICATIONS SUBJECT TO CHANGE WITHOUT PRIOR NOTICE.

105015

Terminale orientabile 45°
JIC cono 37° - SAE UNF-UN
per sedi ISO 11926
45° (ADJ) elbow male
JIC - male SAE UNF-UN
with O.R. ISO 11926 ports

SEDI PAG.30 / *PORTS PAG.30*

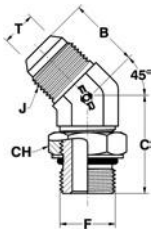

T MM.	T IN.	RIFERIMENTO REFERENCE	J UNF-UN	F UNF-UN	B	C	CH
6	1/4	**A105015/0611**	7/16-20	7/16-20	18	26.5	14
6	1/4	**A105015/0612**	7/16-20	1/2-20	19,5	26.5	17
6	1/4	**A105015/0614**	7/16-20	9/16-18	21	29	17
8	5/16	**A105015/0812**	1/2-20	1/2-20	19,5	26.5	17
10	3/8	**A105015/1014**	9/16-18	9/16-18	21	29	17
10	3/8	**A105015/1019**	9/16-18	3/4-16	22	33	22
12	1/2	**A105015/1219**	3/4-16	3/4-16	25	33	22
12	1/2	**A105015/1222**	3/4-16	7/8-14	25.5	38.5	27
12	1/2	**A105015/1227**	3/4-16	1"1/16-12	27.5	44	32
14÷16	5/8	**A105015/1619**	7/8-14	3/4-16	28	35	22
14÷16	5/8	**A105015/1622**	7/8-14	7/8-14	28	38.5	27
14÷16	5/8	**A105015/1627**	7/8-14	1"1/16-12	30	44	32
18-20	3/4	**A105015/2019**	1"1/16-12	3/4-16	32.5	37	22
18-20	3/4	**A105015/2022**	1"1/16-12	7/8-14	32.5	40.5	27
18-20	3/4	**A105015/2027**	1"1/16-12	1"1/16-12	32.5	44	32
18-20	3/4	**A105015/2033**	1"1/16-12	1"5/16-12	35.5	47	38
22	7/8	**A105015/2230**	1"3/16-12	1"3/16-12	35	45.5	35
25	1"	**A105015/2527**	1"5/16-12	1"1/16-12	37	47	32
25	1"	**A105015/2533**	1"5/16-12	1"5/16-12	37	47	38
25	1"	**A105015/2541**	1"5/16-12	1"5/8-12	39	48.5	50
30-32	1"1/4	**A105015/3241**	1"5/8-12	1"5/8-12	40.5	48.5	50
38	1"1/2	**A105015/3848**	1"7/8-12	1"7/8-12	45	48.5	55
8	5/16	**SA105015/0814**	1/2-20	9/16-18	21	29	17
10	3/8	**SA105015/1011**	9/16-18	7/16-20	21	27.5	14
10	3/8	**SA105015/1012**	9/16-18	1/2-20	21	27.5	17
12	1/2	**SA105015/1214**	3/4-16	9/16-18	25	30	17
30-32	1"1/4	**SA105015/3233**	1"5/8-12	1"5/16-12	40.5	48.5	38

FOR S.P.A. - NORME E DIMENSIONI SOGGETTE A MODIFICHE SENZA PREAVVISO.
FOR S.P.A. - DESIGN DETAILS AND SPECIFICATIONS SUBJECT TO CHANGE WITHOUT PRIOR NOTICE.

RACCORDI PER TUBI SVASATI - 37°

37° - FLARED TUBE CONNECTORS

105026

Terminale orientabile 45°
JIC cono 37° - GAS cil. (BSPP)
con O.R. e rondella
per sedi ISO 1179
45° (ADJ) elbow male
JIC - male BSPP
with O.R. and retaining ring
ISO 1179 ports

SEDI PAG.32 / *PORTS PAG.32*

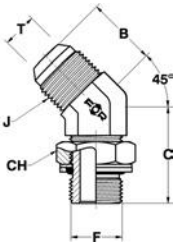

T MM.	T IN.	RIFERIMENTO REFERENCE	J UNF-UN	F GAS CIL.BSPP	B	C	CH
6	1/4	**A105026/0610**	7/16-20	1/8	18	26.5	14
6	1/4	**A105026/0613**	7/16-20	1/4	21	29	19
6	1/4	**A105026/0617**	7/16-20	3/8	22	33	22
6	1/4	**A105026/0621**	7/16-20	1/2	22.5	38.5	27
8	5/16	**A105026/0810**	1/2-20	1/8	19,5	26.5	14
8	5/16	**A105026/0813**	1/2-20	1/4	21	29	19
8	5/16	**A105026/0817**	1/2-20	3/8	22	33	22
10	3/8	**A105026/1013**	9/16-18	1/4	21	29	19
10	3/8	**A105026/1017**	9/16-18	3/8	22	33	22
10	3/8	**A105026/1021**	9/16-18	1/2	22.5	38.5	27
12	1/2	**A105026/1213**	3/4-16	1/4	25	30	19
12	1/2	**A105026/1217**	3/4-16	3/8	25	33	22
12	1/2	**A105026/1221**	3/4-16	1/2	25.5	38.5	27
12	1/2	**A105026/1226**	3/4-16	3/4	27.5	44	36
14÷16	5/8	**A105026/1617**	7/8-14	3/8	28	35	22
14÷16	5/8	**A105026/1621**	7/8-14	1/2	28	38.5	27
14÷16	5/8	**A105026/1626**	7/8-14	3/4	30	44	36
18-20	3/4	**A105026/2021**	1"1/16-12	1/2	32.5	40.5	27
18-20	3/4	**A105026/2026**	1"1/16-12	3/4	32.5	44	36
18-20	3/4	**A105026/2033**	1"1/16-12	1"	35.5	47	41
22	7/8	**A105026/2226**	1"3/16-12	3/4	35	45.5	36
25	1"	**A105026/2526**	1"5/16-12	3/4	37	47	36
25	1"	**A105026/2533**	1"5/16-12	1"	37	47	41
25	1"	**A105026/2542**	1"5/16-12	1"1/4	39	48.5	50
30-32	1"1/4	**A105026/3233**	1"5/8-12	1"	40.5	48.5	41
30-32	1"1/4	**A105026/3242**	1"5/8-12	1"1/4	40.5	48.5	50
38	1"1/2	**A105026/3842**	1"7/8-12	1"1/4	45	48.5	50
38	1"1/2	**A105026/3848**	1"7/8-12	1"1/2	45	48.5	60
10	3/8	**SA105026/1026**	9/16-18	3/4	25	44	36
18-20	3/4	**SA105026/2023**	1"1/16-12	5/8	32.5	40.5	30

FOR S.P.A. - NORME E DIMENSIONI SOGGETTE A MODIFICHE SENZA PREAVVISO.
FOR S.P.A. - DESIGN DETAILS AND SPECIFICATIONS SUBJECT TO CHANGE WITHOUT PRIOR NOTICE.

105093

Terminale orientabile 45° JIC cono 37° - GAS cil. (JIS) con O.R. per sedi JIS 2351
45° (ADJ) elbow male JIC - male JIS with O.R. JIS 2351 ports

SEDI PAG.31 / *PORTS PAG.31*

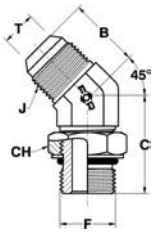

T MM.	T IN.	RIFERIMENTO REFERENCE	J UNF-UN	F GAS CIL.JIS	B	C	CH
6	1/4	**A105093/0610**	7/16-20	1/8	18	26.5	14
6	1/4	**A105093/0613**	7/16-20	1/4	21	29	19
6	1/4	**A105093/0617**	7/16-20	3/8	22	33	22
6	1/4	**A105093/0621**	7/16-20	1/2	22.5	38.5	27
8	5/16	**A105093/0810**	1/2-20	1/8	19,5	26.5	14
8	5/16	**A105093/0813**	1/2-20	1/4	21	29	19
8	5/16	**A105093/0817**	1/2-20	3/8	22	33	22
10	3/8	**A105093/1013**	9/16-18	1/4	21	29	19
10	3/8	**A105093/1017**	9/16-18	3/8	22	33	22
10	3/8	**A105093/1021**	9/16-18	1/2	22.5	38.5	27
10	3/8	**A105093/1026**	9/16-18	3/4	25	44	36
12	1/2	**A105093/1213**	3/4-16	1/4	25	30	19
12	1/2	**A105093/1217**	3/4-16	3/8	25	33	22
12	1/2	**A105093/1221**	3/4-16	1/2	25.5	38.5	27
12	1/2	**A105093/1226**	3/4-16	3/4	27.5	44	36
14÷16	5/8	**A105093/1617**	7/8-14	3/8	28	35	22
14÷16	5/8	**A105093/1621**	7/8-14	1/2	28	38.5	27
14÷16	5/8	**A105093/1626**	7/8-14	3/4	30	44	36
18-20	3/4	**A105093/2021**	1"1/16-12	1/2	32.5	40.5	27
18-20	3/4	**A105093/2026**	1"1/16-12	3/4	32.5	44	36
18-20	3/4	**A105093/2033**	1"1/16-12	1"	35.5	47	41
22	7/8	**A105093/2226**	1"3/16-12	3/4	35	45.5	36
25	1"	**A105093/2526**	1"5/16-12	3/4	37	47	36
25	1"	**A105093/2533**	1"5/16-12	1"	37	47	41
25	1"	**A105093/2542**	1"5/16-12	1"1/4	39	48.5	50
30-32	1"1/4	**A105093/3233**	1"5/8-12	1"	40.5	48.5	41
30-32	1"1/4	**A105093/3242**	1"5/8-12	1"1/4	40.5	48.5	50
38	1"1/2	**A105093/3842**	1"7/8-12	1"1/4	45	48.5	50
38	1"1/2	**A105093/3848**	1"7/8-12	1"1/2	45	48.5	55

FOR S.P.A. - NORME E DIMENSIONI SOGGETTE A MODIFICHE SENZA PREAVVISO.
FOR S.P.A. - DESIGN DETAILS AND SPECIFICATIONS SUBJECT TO CHANGE WITHOUT PRIOR NOTICE.

RACCORDI PER TUBI SVASATI - 37°

37° - FLARED TUBE CONNECTORS

105037

Terminale orientabile 45° JIC cono 37° - Metrico cil. con O.R. e rondella per sedi ISO 9974
45° (ADJ) elbow male JIC - male Metric with O.R. and retaining ring ISO 9974 ports

SEDI PAG.32 / *PORTS PAG.32*

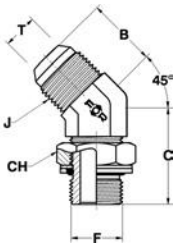

T MM.	T IN.	RIFERIMENTO REFERENCE	J UNF-UN	F METRICO METRIC	B	C	CH
6	1/4	**A105037/0610**	7/16-20	10x1	18	26.5	14
6	1/4	**A105037/0612**	7/16-20	12x1,5	21	29	17
8	5/16	**A105037/0810**	1/2-20	10x1	19,5	26.5	14
8	5/16	**A105037/0812**	1/2-20	12x1,5	21	29	17
8	5/16	**A105037/0814**	1/2-20	14x1,5	21	29	19
10	3/8	**A105037/1014**	9/16-18	14x1,5	21	29	19
10	3/8	**A105037/1016**	9/16-18	16x1,5	22	33	22
12	1/2	**A105037/1214**	3/4-16	14x1,5	25	31.5	19
12	1/2	**A105037/1216**	3/4-16	16x1,5	25	33	22
12	1/2	**A105037/1218**	3/4-16	18x1,5	25	34	24
14÷16	5/8	**A105037/1618**	7/8-14	18x1,5	28	35	24
14÷16	5/8	**A105037/1620**	7/8-14	20x1,5	28	38.5	27
14÷16	5/8	**A105037/1622**	7/8-14	22x1,5	28	38.5	27
18-20	3/4	**A105037/2022**	1"1/16-12	22x1,5	32.5	40.5	27
18-20	3/4	**A105037/2027**	1"1/16-12	27x2	32.5	44	32
22	7/8	**A105037/2226**	1"3/16-12	26x1,5	35	45.5	36
25	1"	**A105037/2527**	1"5/16-12	27x2	37	47	32
25	1"	**A105037/2533**	1"5/16-12	33x2	37	47	41
30-32	1"1/4	**A105037/3242**	1"5/8-12	42x2	40.5	48.5	50
38	1"1/2	**A105037/3848**	1"7/8-12	48x2	45	55	55
6	1/4	**SA105037/0614**	7/16-20	14x1,5	21	29	19
10	3/8	**SA105037/1018**	9/16-18	18x1,5	22.5	35	24
12	1/2	**SA105037/1220**	3/4-16	20x1,5	25	38.5	27

FOR S.P.A. - NORME E DIMENSIONI SOGGETTE A MODIFICHE SENZA PREAVVISO.
FOR S.P.A. - DESIGN DETAILS AND SPECIFICATIONS SUBJECT TO CHANGE WITHOUT PRIOR NOTICE.

105082

Terminale orientabile 45° JIC cono 37° - Metrico cil. con O.R. per sedi ISO 6149
45° (ADJ) elbow male JIC - male Metric with O.R. ISO 6149 ports

SEDI PAG.30 / *PORTS PAG.30*

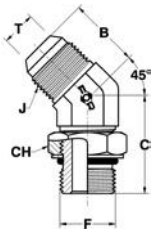

T MM.	T IN.	RIFERIMENTO REFERENCE	J UNF-UN	F METRICO METRIC	B	C	CH
6	1/4	**A105082/0610**	7/16-20	10x1	18	26.5	14
6	1/4	**A105082/0612**	7/16-20	12x1,5	21	29	17
8	5/16	**A105082/0810**	1/2-20	10x1	19,5	26.5	14
8	5/16	**A105082/0812**	1/2-20	12x1,5	21	29	17
8	5/16	**A105082/0814**	1/2-20	14x1,5	21	29	19
10	3/8	**A105082/1014**	9/16-18	14x1,5	21	29	19
10	3/8	**A105082/1016**	9/16-18	16x1,5	22	33	22
12	1/2	**A105082/1214**	3/4-16	14x1,5	25	31.5	19
12	1/2	**A105082/1216**	3/4-16	16x1,5	25	33	22
12	1/2	**A105082/1218**	3/4-16	18x1,5	25	34	24
14÷16	5/8	**A105082/1618**	7/8-14	18x1,5	28	35	24
14÷16	5/8	**A105082/1622**	7/8-14	22x1,5	28	38.5	27
18-20	3/4	**A105082/2022**	1"1/16-12	22x1,5	32.5	40.5	27
18-20	3/4	**A105082/2027**	1"1/16-12	27x2	32.5	44	32
25	1"	**A105082/2527**	1"5/16-12	27x2	37	47	32
25	1"	**A105082/2533**	1"5/16-12	33x2	37	47	41
30-32	1"1/4	**A105082/3242**	1"5/8-12	42x2	40.5	48.5	50
38	1"1/2	**A105082/3848**	1"7/8-12	48x2	45	55	55
6	1/4	**SA105082/0614**	7/16-20	14x1,5	21	29	19
10	3/8	**SA105082/1018**	9/16-18	18x1,5	22.5	35	24
12	1/2	**SA105082/1220**	3/4-16	20x1,5	25	38.5	27

FOR S.P.A. - NORME E DIMENSIONI SOGGETTE A MODIFICHE SENZA PREAVVISO.
FOR S.P.A. - DESIGN DETAILS AND SPECIFICATIONS SUBJECT TO CHANGE WITHOUT PRIOR NOTICE.

RACCORDI PER TUBI SVASATI - 37°

37° - FLARED TUBE CONNECTORS

105048

Terminale 45°
JIC cono 37° - NPTF
per sedi SAE 476
45° elbow male
JIC - male NPTF taper
SAE 476 ports

SEDI PAG.35 / *PORTS PAG.35*

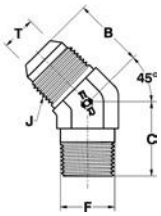

T MM.	T IN.	RIFERIMENTO REFERENCE	J UNF-UN	F NPTF	B	C
6	1/4	**A105048/0610**	7/16-20	1/8	18	16
6	1/4	**A105048/0613**	7/16-20	1/4	21	21.5
8	5/16	**A105048/0810**	1/2-20	1/8	19,5	16
8	5/16	**A105048/0813**	1/2-20	1/4	21	21.5
10	3/8	**A105048/1010**	9/16-18	1/8	21	17.5
10	3/8	**A105048/1013**	9/16-18	1/4	21	21.5
10	3/8	**A105048/1017**	9/16-18	3/8	22	24
10	3/8	**A105048/1021**	9/16-18	1/2	22.5	29.5
12	1/2	**A105048/1213**	3/4-16	1/4	25	24
12	1/2	**A105048/1217**	3/4-16	3/8	25	24
12	1/2	**A105048/1221**	3/4-16	1/2	25.5	29.5
12	1/2	**A105048/1226**	3/4-16	3/4	27.5	30.5
14÷16	5/8	**A105048/1617**	7/8-14	3/8	28	24.5
14÷16	5/8	**A105048/1621**	7/8-14	1/2	28	29.5
14÷16	5/8	**A105048/1626**	7/8-14	3/4	30	30.5
18-20	3/4	**A105048/2021**	1"1/16-12	1/2	32.5	30.5
18-20	3/4	**A105048/2026**	1"1/16-12	3/4	32.5	30.5
22	7/8	**A105048/2226**	1"3/16-12	3/4	35	32
25	1"	**A105048/2526**	1"5/16-12	3/4	37	32.5
25	1"	**A105048/2533**	1"5/16-12	1"	37	37.5
30-32	1"1/4	**A105048/3233**	1"5/8-12	1"	40.5	42
30-32	1"1/4	**A105048/3242**	1"5/8-12	1"1/4	40.5	42.5
38	1"1/2	**A105048/3848**	1"7/8-12	1"1/2	45	45
6	1/4	**SA105048/0617**	7/16-20	3/8	22	24
18-20	3/4	**SA105048/2033**	1"1/16-12	1"	36	37.5

FOR S.P.A. - NORME E DIMENSIONI SOGGETTE A MODIFICHE SENZA PREAVVISO.
FOR S.P.A. - DESIGN DETAILS AND SPECIFICATIONS SUBJECT TO CHANGE WITHOUT PRIOR NOTICE.

105059

Terminale 45°
JIC cono 37° - GAS conico (BSPT)
per sedi ISO 7
45° elbow male
JIC - male BSPT taper ISO 7 ports

SEDI PAG.35 / *PORTS PAG.35*

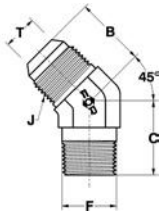

T MM.	T IN.	RIFERIMENTO REFERENCE	J UNF-UN	F GAS CON.BSPT	B	C
6	1/4	**A105059/0610**	7/16-20	1/8	20	16
6	1/4	**A105059/0613**	7/16-20	1/4	21	21.5
8	5/16	**A105059/0810**	1/2-20	1/8	20	16
8	5/16	**A105059/0813**	1/2-20	1/4	21	21.5
10	3/8	**A105059/1013**	9/16-18	1/4	21	21.5
10	3/8	**A105059/1017**	9/16-18	3/8	22	24
10	3/8	**A105059/1021**	9/16-18	1/2	22.5	29.5
12	1/2	**A105059/1213**	3/4-16	1/4	25	24
12	1/2	**A105059/1217**	3/4-16	3/8	25	24
12	1/2	**A105059/1221**	3/4-16	1/2	25.5	29.5
14÷16	5/8	**A105059/1617**	7/8-14	3/8	28	24.5
14÷16	5/8	**A105059/1621**	7/8-14	1/2	28	29.5
14÷16	5/8	**A105059/1626**	7/8-14	3/4	30	30.5
18-20	3/4	**A105059/2021**	1"1/16-12	1/2	32.5	30.5
18-20	3/4	**A105059/2026**	1"1/16-12	3/4	32.5	30.5
18-20	3/4	**A105059/2033**	1"1/16-12	1"	36	37.5
22	7/8	**A105059/2226**	1"3/16-12	3/4	35	32
25	1"	**A105059/2526**	1"5/16-12	3/4	37	32.5
25	1"	**A105059/2533**	1"5/16-12	1"	37	37.5
30-32	1"1/4	**A105059/3233**	1"5/8-12	1"	40.5	42
30-32	1"1/4	**A105059/3242**	1"5/8-12	1"1/4	40.5	42.5
38	1"1/2	**A105059/3848**	1"7/8-12	1"1/2	45	45
6	1/4	**SA105059/0617**	7/16-20	3/8	22.5	24
8	5/16	**SA105059/0817**	1/2-20	3/8	22	24
10	3/8	**SA105059/1010**	9/16-18	1/8	21	20.5

FOR S.P.A. - NORME E DIMENSIONI SOGGETTE A MODIFICHE SENZA PREAVVISO.
FOR S.P.A. - DESIGN DETAILS AND SPECIFICATIONS SUBJECT TO CHANGE WITHOUT PRIOR NOTICE.

RACCORDI PER TUBI SVASATI - 37°

37° - FLARED TUBE CONNECTORS

106005

Giunzione 45° passaparatia
JIC cono 37° - JIC cono 37°
45° bulkhead elbow male
JIC - JIC

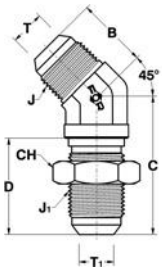

T		T1		RIFERIMENTO REFERENCE	J	J1	B	C	D	CH
MM.	IN.	MM.	IN.		UNF-UN	UNF-UN				
6	1/4	6	1/4	**A106005/06**	7/16-20	7/16-20	18	39	28,5	17
8	5/16	8	5/16	**A106005/08**	1/2-20	1/2-20	19.5	39	28,5	19
10	3/8	10	3/8	**A106005/10**	9/16-18	9/16-18	21	42.5	30	22
12	1/2	12	1/2	**A106005/12**	3/4-16	3/4-16	25	49	35	24
14÷16	5/8	14÷16	5/8	**A106005/16**	7/8-14	7/8-14	28	55	38,5	30
18-20	3/4	18-20	3/4	**A106005/20**	1"1/16-12	1"1/16-12	32.5	62	42,5	36
22	7/8	22	7/8	**A106005/22**	1"3/16-12	1"3/16-12	35	63.5	42,5	38
25	1"	25	1"	**A106005/25**	1"5/16-12	1"5/16-12	37	65	42,5	41
30-32	1"1/4	30-32	1"1/4	**A106005/32**	1"5/8-12	1"5/8-12	40.5	67	44	50
38	1"1/2	38	1"1/2	**A106005/38**	1"7/8-12	1"7/8-12	45	67.5	44	55

107006

Giunzione 90°
JIC cono 37° - JIC cono 37°
90° elbow male
JIC - JIC

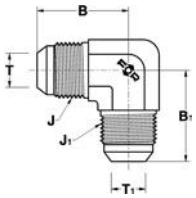

T		T1		RIFERIMENTO REFERENCE	J	J1	B	B1
MM.	IN.	MM.	IN.		UNF-UN	UNF-UN		
6	1/4	6	1/4	**A107006/06**	7/16-20	7/16-20	22.5	22.5
8	5/16	8	5/16	**A107006/08**	1/2-20	1/2-20	24	24
10	3/8	10	3/8	**A107006/10**	9/16-18	9/16-18	27	27
12	1/2	12	1/2	**A107006/12**	3/4-16	3/4-16	31.5	31.5
14÷16	5/8	14÷16	5/8	**A107006/16**	7/8-14	7/8-14	36.5	36.5
18-20	3/4	18-20	3/4	**A107006/20**	1"1/16-12	1"1/16-12	42	42
22	7/8	22	7/8	**A107006/22**	1"3/16-12	1"3/16-12	44	44
25	1"	25	1"	**A107006/25**	1"5/16-12	1"5/16-12	46	46
30-32	1"1/4	30-32	1"1/4	**A107006/32**	1"5/8-12	1"5/8-12	52	52
38	1"1/2	38	1"1/2	**A107006/38**	1"7/8-12	1"7/8-12	59	59
14÷16	5/8	12	1/2	**SA107006/1612**	7/8-14	3/4-16	36.5	33.5
14÷16	5/8	18-20	3/4	**SA107006/1620**	7/8-14	1"1/16-12	39.5	42
18-20	3/4	12	1/2	**SA107006/2012**	1"1/16-12	3/4-16	42	36.5
18-20	3/4	25	1"	**SA107006/2025**	1"1/16-12	1"5/16-12	45	46
22	7/8	18-20	3/4	**SA107006/2220**	1"3/16-12	1"1/16-12	44	43.5
30-32	1"1/4	25	1"	**SA107006/3225**	1"5/8-12	1"5/16-12	52	50.5

FOR S.P.A. - NORME E DIMENSIONI SOGGETTE A MODIFICHE SENZA PREAVVISO.
FOR S.P.A. - DESIGN DETAILS AND SPECIFICATIONS SUBJECT TO CHANGE WITHOUT PRIOR NOTICE.

107017

Giunzione 90° maschio
JIC cono 37° - femmina
JIC cono 37°
90° elbow male
JIC - swivel female JIC

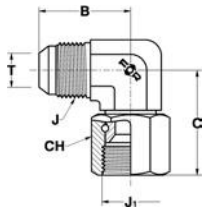

T MM.	T IN.	RIFERIMENTO REFERENCE	J UNF-UN	J1 UNF-UN	B	C	CH
6	1/4	**A107017/06**	7/16-20	7/16-20	22.5	26	14
8	5/16	**A107017/08**	1/2-20	1/2-20	24	29,5	17
10	3/8	**A107017/10**	9/16-18	9/16-18	27	32	17
12	1/2	**A107017/12**	3/4-16	3/4-16	31.5	35,5	22
14÷16	5/8	**A107017/16**	7/8-14	7/8-14	36.5	42	27
18-20	3/4	**A107017/20**	1"1/16-12	1"1/16-12	42	45,5	32
22	7/8	**A107017/22**	1"3/16-12	1"3/16-12	44	46,5	36
25	1"	**A107017/25**	1"5/16-12	1"5/16-12	46	51,5	38
30-32	1"1/4	**A107017/32**	1"5/8-12	1"5/8-12	52	59,5	50
38	1"1/2	**A107017/38**	1"7/8-12	1"7/8-12	59	67	57
10	3/8	**SA107017/1008**	9/16-18	1/2-20	27	31	17
12	1/2	**SA107017/1210**	3/4-16	9/16-18	31.5	34	17
14÷16	5/8	**SA107017/1612**	7/8-14	3/4-16	36.5	39	22
14÷16	5/8	**SA107017/1620**	7/8-14	1"1/16-12	39.5	45,5	32
18-20	3/4	**SA107017/2012**	1"1/16-12	3/4-16	42	41	22
18-20	3/4	**SA107017/2022**	1"1/16-12	1"3/16-12	43.5	46,5	36
18-20	3/4	**SA107017/2025**	1"1/16-12	1"5/16-12	44.5	51,5	38
18-20	3/4	**SA107017/2032**	1"1/16-12	1"5/8-12	50	59,5	50
22	7/8	**SA107017/2225**	1"3/16-12	1"5/16-12	45.5	51,5	38
25	1"	**SA107017/2532**	1"5/16-12	1"5/8-12	50.5	59,5	50
30-32	1"1/4	**SA107017/3225**	1"5/8-12	1"5/16-12	52	57	38
50	2"	**SA107017/50**	2"1/2-12	2"1/2-12	78	86	75

FOR S.P.A. - NORME E DIMENSIONI SOGGETTE A MODIFICHE SENZA PREAVVISO.
FOR S.P.A. - DESIGN DETAILS AND SPECIFICATIONS SUBJECT TO CHANGE WITHOUT PRIOR NOTICE.

RACCORDI PER TUBI SVASATI - 37°

37° - FLARED TUBE CONNECTORS

107028

Terminale orientabile 90°
JIC cono 37° - SAE UNF-UN
per sedi ISO 11926
90° (ADJ) elbow male
JIC - male SAE UNF-UN
with O.R. ISO 11926 ports

SEDI PAG.30 / *PORTS PAG.30*

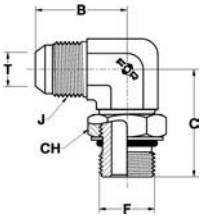

T MM.	T IN.	RIFERIMENTO REFERENCE	J UNF-UN	F UNF-UN	B	C	CH
6	1/4	**A107028/0611**	7/16-20	7/16-20	22,5	27.5	14
6	1/4	**A107028/0612**	7/16-20	1/2-20	24	28	17
6	1/4	**A107028/0614**	7/16-20	9/16-18	27	31.5	17
8	5/16	**A107028/0812**	1/2-20	1/2-20	24	28	17
10	3/8	**A107028/1014**	9/16-18	9/16-18	27	31.5	17
10	3/8	**A107028/1019**	9/16-18	3/4-16	28.5	36.5	22
12	1/2	**A107028/1219**	3/4-16	3/4-16	31.5	36.5	22
12	1/2	**A107028/1222**	3/4-16	7/8-14	34	43	27
12	1/2	**A107028/1227**	3/4-16	1"1/16-12	37	49	32
14÷16	5/8	**A107028/1619**	7/8-14	3/4-16	36.5	39.5	22
14÷16	5/8	**A107028/1622**	7/8-14	7/8-14	36.5	43	27
14÷16	5/8	**A107028/1627**	7/8-14	1"1/16-12	39.5	49	32
18-20	3/4	**A107028/2019**	1"1/16-12	3/4-16	42	42	22
18-20	3/4	**A107028/2022**	1"1/16-12	7/8-14	42	45.5	27
18-20	3/4	**A107028/2027**	1"1/16-12	1"1/16-12	42	49	32
18-20	3/4	**A107028/2033**	1"1/16-12	1"5/16-12	44.5	52.5	38
22	7/8	**A107028/2230**	1"3/16-12	1"3/16-12	44	50.5	35
25	1"	**A107028/2527**	1"5/16-12	1"1/16-12	46	52.5	32
25	1"	**A107028/2533**	1"5/16-12	1"5/16-12	46	52.5	38
25	1"	**A107028/2541**	1"5/16-12	1"5/8-12	51	57	50
30-32	1"1/4	**A107028/3241**	1"5/8-12	1"5/8-12	52	57	50
38	1"1/2	**A107028/3848**	1"7/8-12	1"7/8-12	59	61	55
6	1/4	**SA107028/0619**	7/16-20	3/4-16	28	36.5	22
6	1/4	**SA107028/0622**	7/16-20	7/8-14	30.5	43	27
8	5/16	**SA107028/0811**	1/2-20	7/16-20	24	28	14
8	5/16	**SA107028/0814**	1/2-20	9/16-18	27	31.5	17
8	5/16	**SA107028/0819**	1/2-20	3/4-16	28.5	36.5	22
10	3/8	**SA107028/1011**	9/16-18	7/16-20	27	30	14
10	3/8	**SA107028/1012**	9/16-18	1/2-20	27	30	17
10	3/8	**SA107028/1022**	9/16-18	7/8-14	32	43	27
12	1/2	**SA107028/1214**	3/4-16	9/16-18	31.5	33.5	17
12	1/2	**SA107028/1233**	3/4-16	1"5/16-12	39	52	38
14÷16	5/8	**SA107028/1614**	7/8-14	9/16-18	36.5	37	17
14÷16	5/8	**SA107028/1630**	7/8-14	1"3/16-12	40	50.5	35
18-20	3/4	**SA107028/2030**	1"1/16-12	1"3/16-12	43	50.5	35
18-20	3/4	**SA107028/2041**	1"1/16-12	1"5/8-12	50	57	50
22	7/8	**SA107028/2222**	1"3/16-12	7/8-14	44	46.5	27
22	7/8	**SA107028/2227**	1"3/16-12	1"1/16-12	45.5	50	32
22	7/8	**SA107028/2233**	1"3/16-12	1"5/16-12	45.5	52.5	38
25	1"	**SA107028/2522**	1"5/16-12	7/8-14	46	48.5	27
25	1"	**SA107028/2530**	1"5/16-12	1"3/16-12	46	52	35
30-32	1"1/4	**SA107028/3233**	1"5/8-12	1"5/16-12	52	57	38
30-32	1"1/4	**SA107028/3248**	1"5/8-12	1"7/8-12	56	61.5	55
38	1"1/2	**SA107028/3841**	1"7/8-12	1"5/8-12	59	61.5	50

FOR S.P.A. - NORME E DIMENSIONI SOGGETTE A MODIFICHE SENZA PREAVVISO.
FOR S.P.A. - DESIGN DETAILS AND SPECIFICATIONS SUBJECT TO CHANGE WITHOUT PRIOR NOTICE.

107039

Terminale orientabile 90°
JIC cono 37° - GAS cil. (BSPP)
con O.R. e rondella
per sedi ISO 1179
90° (ADJ) elbow male
JIC - male BSPP
with O.R. and retaining ring
ISO 1179 ports

SEDI PAG.32 / *PORTS PAG.32*

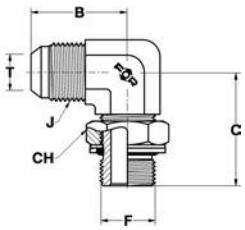

T MM.	T IN.	RIFERIMENTO REFERENCE	J UNF-UN	F GAS CIL.BSPP	B	C	CH
6	1/4	**A107039/0610**	7/16-20	1/8	22.5	26.5	14
6	1/4	**A107039/0613**	7/16-20	1/4	27	31.5	19
6	1/4	**A107039/0617**	7/16-20	3/8	28.5	36.5	22
6	1/4	**A107039/0621**	7/16-20	1/2	31	43	27
8	5/16	**A107039/0810**	1/2-20	1/8	24	28	14
8	5/16	**A107039/0813**	1/2-20	1/4	27	31.5	19
8	5/16	**A107039/0817**	1/2-20	3/8	28.5	36.5	22
10	3/8	**A107039/1013**	9/16-18	1/4	27	31.5	19
10	3/8	**A107039/1017**	9/16-18	3/8	28.5	36.5	22
10	3/8	**A107039/1021**	9/16-18	1/2	31	43	27
12	1/2	**A107039/1213**	3/4-16	1/4	31.5	33.5	19
12	1/2	**A107039/1217**	3/4-16	3/8	31.5	36.5	22
12	1/2	**A107039/1221**	3/4-16	1/2	34	43	27
12	1/2	**A107039/1226**	3/4-16	3/4	37	49	36
14÷16	5/8	**A107039/1617**	7/8-14	3/8	36.5	39.5	22
14÷16	5/8	**A107039/1621**	7/8-14	1/2	36.5	43	27
14÷16	5/8	**A107039/1626**	7/8-14	3/4	39.5	49	36
18-20	3/4	**A107039/2021**	1"1/16-12	1/2	42	45.5	27
18-20	3/4	**A107039/2026**	1"1/16-12	3/4	42	49	36
18-20	3/4	**A107039/2033**	1"1/16-12	1"	44.5	52.5	41
22	7/8	**A107039/2226**	1"3/16-12	3/4	44	50.5	36
25	1"	**A107039/2526**	1"5/16-12	3/4	46	52.5	36
25	1"	**A107039/2533**	1"5/16-12	1"	46	52.5	41
25	1"	**A107039/2542**	1"5/16-12	1"1/4	51	57	50
30-32	1"1/4	**A107039/3233**	1"5/8-12	1"	52	57	41
30-32	1"1/4	**A107039/3242**	1"5/8-12	1"1/4	52	57	50
38	1"1/2	**A107039/3842**	1"7/8-12	1"1/4	59	61.5	50
38	1"1/2	**A107039/3848**	1"7/8-12	1"1/2	59	61.5	60
8	5/16	**SA107039/0821**	1/2-20	1/2	28	43	27
10	3/8	**SA107039/1010**	9/16-18	1/8	27	30	14
12	1/2	**SA107039/1233**	3/4-16	1"	39.5	52.5	41
14÷16	5/8	**SA107039/1613**	7/8-14	1/4	36.5	30.5	19
14÷16	5/8	**SA107039/1623**	7/8-14	5/8	36.5	43	30
14÷16	5/8	**SA107039/1633**	7/8-14	1"	42	52.5	41
18-20	3/4	**SA107039/2017**	1"1/16-12	3/8	42	42	22
18-20	3/4	**SA107039/2023**	1"1/16-12	5/8	42	48.5	30
18-20	3/4	**SA107039/2042**	1"1/16-12	1"1/4	49	57	50
22	7/8	**SA107039/2221**	1"3/16-12	1/2	44	46.5	27
22	7/8	**SA107039/2233**	1"3/16-12	1"	46	52.5	41
25	1"	**SA107039/2521**	1"5/16-12	1/2	46	48.5	27
25	1"	**SA107039/2548**	1"5/16-12	1"1/2	54.5	61.5	60
30-32	1"1/4	**SA107039/3226**	1"5/8-12	3/4	52	55.5	36
30-32	1"1/4	**SA107039/3248**	1"5/8-12	1"1/2	56	61.5	60
38	1"1/2	**SA107039/3833**	1"7/8-12	1"	59	60.5	41

FOR S.P.A. - NORME E DIMENSIONI SOGGETTE A MODIFICHE SENZA PREAVVISO.
FOR S.P.A. - DESIGN DETAILS AND SPECIFICATIONS SUBJECT TO CHANGE WITHOUT PRIOR NOTICE.

RACCORDI PER TUBI SVASATI - 37°

37° - FLARED TUBE CONNECTORS

107194

Terminale orientabile 90°
JIC cono 37° - GAS cil. (JIS)
con O.R. per sedi JIS 2351
90° (ADJ) elbow male
JIC - male JIS
with O.R. JIS 2351 ports

SEDI PAG.31 / *PORTS PAG.31*

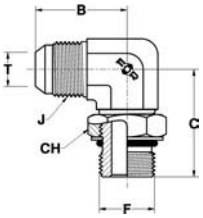

T MM.	T IN.	RIFERIMENTO REFERENCE	J UNF-UN	F GAS CIL.JIS	B	C	CH
6	1/4	**A107194/0610**	7/16-20	1/8	22.5	26.5	14
6	1/4	**A107194/0613**	7/16-20	1/4	27	31.5	19
6	1/4	**A107194/0617**	7/16-20	3/8	28.5	36.5	22
6	1/4	**A107194/0621**	7/16-20	1/2	31	43	27
8	5/16	**A107194/0810**	1/2-20	1/8	24	28	14
8	5/16	**A107194/0813**	1/2-20	1/4	27	31.5	19
8	5/16	**A107194/0817**	1/2-20	3/8	28.5	36.5	22
8	5/16	**A107194/0821**	1/2-20	1/2	28	43	27
10	3/8	**A107194/1010**	9/16-18	1/8	27	30	14
10	3/8	**A107194/1013**	9/16-18	1/4	27	31.5	19
10	3/8	**A107194/1017**	9/16-18	3/8	28.5	36.5	22
10	3/8	**A107194/1021**	9/16-18	1/2	31	43	27
12	1/2	**A107194/1213**	3/4-16	1/4	31.5	33.5	19
12	1/2	**A107194/1217**	3/4-16	3/8	31.5	36.5	22
12	1/2	**A107194/1221**	3/4-16	1/2	34	43	27
12	1/2	**A107194/1226**	3/4-16	3/4	37	49	36
12	1/2	**A107194/1233**	3/4-16	1"	39.5	52.5	41
14÷16	5/8	**A107194/1613**	7/8-14	1/4	36.5	30.5	19
14÷16	5/8	**A107194/1617**	7/8-14	3/8	36.5	39.5	22
14÷16	5/8	**A107194/1621**	7/8-14	1/2	36.5	43	27
14÷16	5/8	**A107194/1626**	7/8-14	3/4	39.5	49	36
14÷16	5/8	**A107194/1633**	7/8-14	1"	42	52.5	41
18-20	3/4	**A107194/2017**	1"1/16-12	3/8	42	42	22
18-20	3/4	**A107194/2021**	1"1/16-12	1/2	42	45.5	27
18-20	3/4	**A107194/2026**	1"1/16-12	3/4	42	49	36
18-20	3/4	**A107194/2033**	1"1/16-12	1"	44.5	52.5	41
18-20	3/4	**A107194/2042**	1"1/16-12	1"1/4	49	57	50
22	7/8	**A107194/2221**	1"3/16-12	1/2	44	46.5	27
22	7/8	**A107194/2226**	1"3/16-12	3/4	44	50.5	36
22	7/8	**A107194/2233**	1"3/16-12	1"	46	52.5	41
25	1"	**A107194/2521**	1"5/16-12	1/2	46	48.5	27
25	1"	**A107194/2526**	1"5/16-12	3/4	46	52.5	36
25	1"	**A107194/2533**	1"5/16-12	1"	46	52.5	41
25	1"	**A107194/2542**	1"5/16-12	1"1/4	51	57	50
25	1"	**A107194/2548**	1"5/16-12	1"1/2	54.5	61.5	55
30-32	1"1/4	**A107194/3226**	1"5/8-12	3/4	52	55.5	36
30-32	1"1/4	**A107194/3233**	1"5/8-12	1"	52	57	41
30-32	1"1/4	**A107194/3242**	1"5/8-12	1"1/4	52	57	50
30-32	1"1/4	**A107194/3248**	1"5/8-12	1"1/2	56	61.5	55
38	1"1/2	**A107194/3833**	1"7/8-12	1"	59	60.5	41
38	1"1/2	**A107194/3842**	1"7/8-12	1"1/4	59	61.5	50
38	1"1/2	**A107194/3848**	1"7/8-12	1"1/2	59	61.5	55

FOR S.P.A. - NORME E DIMENSIONI SOGGETTE A MODIFICHE SENZA PREAVVISO.
FOR S.P.A. - DESIGN DETAILS AND SPECIFICATIONS SUBJECT TO CHANGE WITHOUT PRIOR NOTICE.

107183

Terminale orientabile 90° femmina JIC cono 37°- GAS cil. (BSPP) con O.R. e rondella per sedi ISO 1179

90° (ADJ) elbow swivel female JIC - male BSPP with O.R. and retaining ring ISO 1179 ports

SEDI PAG.32 / *PORTS PAG.32*

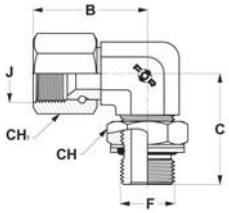

T MM.	T IN.	RIFERIMENTO REFERENCE	J UNF-UN	F GAS CIL.BSPP	B	C	CH	CH1
6	1/4	**A107183/0610**	7/16-20	1/8	31	26.5	14	14
6	1/4	**A107183/0613**	7/16-20	1/4	31	31,5	14	19
8	5/16	**A107183/0813**	1/2-20	1/4	33	31,5	17	19
8	5/16	**A107183/0817**	1/2-20	3/8	33,5	36,5	17	22
10	3/8	**A107183/1013**	9/16-18	1/4	32	31,5	17	19
10	3/8	**A107183/1017**	9/16-18	3/8	34,5	36,5	17	22
12	1/2	**A107183/1213**	3/4-16	1/4	35,5	33,5	22	19
12	1/2	**A107183/1217**	3/4-16	3/8	35,5	36,5	22	22
12	1/2	**A107183/1221**	3/4-16	1/2	41	43	22	27
14÷16	5/8	**A107183/1621**	7/8-14	1/2	44	43	27	27
14÷16	5/8	**A107183/1626**	7/8-14	3/4	43	49	27	36
18-20	3/4	**A107183/2021**	1"1/16-12	1/2	47,5	46	32	27
18-20	3/4	**A107183/2026**	1"1/16-12	3/4	47,5	49	32	36
25	1"	**A107183/2533**	1"5/16-12	1"	53	52,5	38	41
25	1"	**A107183/2542**	1"5/16-12	1"1/4	58	57	38	50
30-32	1"1/4	**A107183/3233**	1"5/8-12	1"	60	57	50	41
30-32	1"1/4	**A107183/3242**	1"5/8-12	1"1/4	60	60	50	50
38	1"1/2	**A107183/3848**	1"7/8-12	1"1/4	69	61,5	57	60

FOR S.P.A. - NORME E DIMENSIONI SOGGETTE A MODIFICHE SENZA PREAVVISO.
FOR S.P.A. - DESIGN DETAILS AND SPECIFICATIONS SUBJECT TO CHANGE WITHOUT PRIOR NOTICE.

RACCORDI PER TUBI SVASATI - 37°

37° - FLARED TUBE CONNECTORS

107040

Terminale orientabile 90°
JIC cono 37° - Metrico cil.
con O.R. e rondella
per sedi ISO 9974
90° (ADJ) elbow male
JIC - male Metric
with O.R.and retaining ring
ISO 9974 ports

SEDI PAG.32 / *PORTS PAG.32*

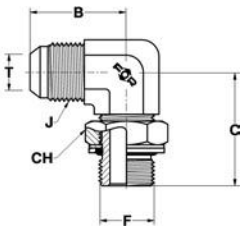

T MM.	T IN.	RIFERIMENTO REFERENCE	J UNF-UN	F METRICO METRIC	B	C	CH
6	1/4	**A107040/0610**	7/16-20	10x1	22,5	27.5	14
6	1/4	**A107040/0612**	7/16-20	12x1,5	27	31.5	17
8	5/16	**A107040/0810**	1/2-20	10x1	24	28	14
8	5/16	**A107040/0812**	1/2-20	12x1,5	27	31.5	17
8	5/16	**A107040/0814**	1/2-20	14x1,5	27	32.5	19
10	3/8	**A107040/1014**	9/16-18	14x1,5	27	32.5	19
10	3/8	**A107040/1016**	9/16-18	16x1,5	28.5	36.5	22
12	1/2	**A107040/1216**	3/4-16	16x1,5	31.5	36.5	22
12	1/2	**A107040/1218**	3/4-16	18x1,5	31.5	39.5	24
14÷16	5/8	**A107040/1618**	7/8-14	18x1,5	36.5	41.5	24
14÷16	5/8	**A107040/1620**	7/8-14	20x1,5	36.5	43	27
14÷16	5/8	**A107040/1622**	7/8-14	22x1,5	36.5	43	27
18-20	3/4	**A107040/2022**	1"1/16-12	22x1,5	42	45.5	27
18-20	3/4	**A107040/2027**	1"1/16-12	27x2	42	51.5	32
22	7/8	**A107040/2226**	1"3/16-12	26x1,5	44	50.5	36
25	1"	**A107040/2527**	1"5/16-12	27x2	46	55	32
25	1"	**A107040/2533**	1"5/16-12	33x2	46	55	41
30-32	1"1/4	**A107040/3242**	1"5/8-12	42x2	52	60	50
38	1"1/2	**A107040/3848**	1"7/8-12	48x2	59	67	55
6	1/4	**SA107040/0614**	7/16-20	14x1,5	27	32.5	19
6	1/4	**SA107040/0618**	7/16-20	18x1,5	29	39.5	24
8	5/16	**SA107040/0816**	1/2-20	16x1,5	28.5	36.5	22
8	5/16	**SA107040/0818**	1/2-20	18x1,5	29	39.5	24
10	3/8	**SA107040/1010**	9/16-18	10x1	27	29.5	14
10	3/8	**SA107040/1012**	9/16-18	12x1,5	27	32.5	17
10	3/8	**SA107040/1018**	9/16-18	18x1,5	29	39.5	24
10	3/8	**SA107040/1020**	9/16-18	20x1,5	31.5	43	27
10	3/8	**SA107040/1022**	9/16-18	22x1,5	31.5	43	27
12	1/2	**SA107040/1212**	3/4-16	12x1,5	31.5	35	17
12	1/2	**SA107040/1214**	3/4-16	14x1,5	31.5	35.5	19
12	1/2	**SA107040/1220**	3/4-16	20x1,5	34	43	27
12	1/2	**SA107040/1222**	3/4-16	22x1,5	34	43	27
12	1/2	**SA107040/1227**	3/4-16	27x2	37	51.5	32
14÷16	5/8	**SA107040/1612**	7/8-14	12x1,5	36.5	38	17
14÷16	5/8	**SA107040/1614**	7/8-14	14x1,5	36.5	38	19
14÷16	5/8	**SA107040/1616**	7/8-14	16x1,5	37	38.5	22
14÷16	5/8	**SA107040/1626**	7/8-14	26x1,5	38.5	50.5	36
14÷16	5/8	**SA107040/1627**	7/8-14	27x2	39.5	51.5	32
18-20	3/4	**SA107040/2018**	1"1/16-12	18x1,5	42	45	24
18-20	3/4	**SA107040/2026**	1"1/16-12	26x1,5	42	50.5	36
18-20	3/4	**SA107040/2030**	1"1/16-12	30x1,5	44	50.5	38
18-20	3/4	**SA107040/2033**	1"1/16-12	33x2	45	55	41
18-20	3/4	**SA107040/2042**	1"1/16-12	42x2	49.5	60	50
22	7/8	**SA107040/2222**	1"3/16-12	22x1,5	44	48	27
25	1"	**SA107040/2526**	1"5/16-12	26x1,5	46	52,5	36
25	1"	**SA107040/2530**	1"5/16-12	30x1,5	46	54	38
25	1"	**SA107040/2542**	1"5/16-12	42x2	50,5	60	50
30-32	1"1/4	**SA107040/3233**	1"5/8-12	33x2	52	59	41

FOR S.P.A. - NORME E DIMENSIONI SOGGETTE A MODIFICHE SENZA PREAVVISO.
FOR S.P.A. - DESIGN DETAILS AND SPECIFICATIONS SUBJECT TO CHANGE WITHOUT PRIOR NOTICE.

107161

Terminale orientabile 90°
JIC cono 37° - Metrico cil.
con O.R. per sedi ISO 6149
90° (ADJ) elbow male
JIC - male Metric
with O.R. ISO 6149 ports

SEDI PAG.30 / *PORTS PAG.30*

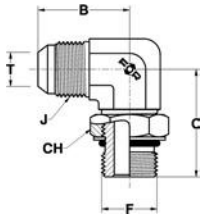

T MM.	T IN.	RIFERIMENTO REFERENCE	J UNF-UN	F METRICO METRIC	B	C	CH
6	1/4	**A107161/0610**	7/16-20	10x1	22,5	27.5	14
6	1/4	**A107161/0612**	7/16-20	12x1,5	27	31.5	17
8	5/16	**A107161/0810**	1/2-20	10x1	24	28	14
8	5/16	**A107161/0812**	1/2-20	12x1,5	27	31.5	17
8	5/16	**A107161/0814**	1/2-20	14x1,5	27	32.5	19
10	3/8	**A107161/1014**	9/16-18	14x1,5	27	32.5	19
10	3/8	**A107161/1016**	9/16-18	16x1,5	28.5	36.5	22
12	1/2	**A107161/1216**	3/4-16	16x1,5	31.5	36.5	22
12	1/2	**A107161/1218**	3/4-16	18x1,5	31.5	39.5	24
14÷16	5/8	**A107161/1618**	7/8-14	18x1,5	36.5	41.5	24
14÷16	5/8	**A107161/1622**	7/8-14	22x1,5	36.5	43	27
18-20	3/4	**A107161/2022**	1"1/16-12	22x1,5	42	45.5	27
18-20	3/4	**A107161/2027**	1"1/16-12	27x2	42	51.5	32
25	1"	**A107161/2527**	1"5/16-12	27x2	46	55	32
25	1"	**A107161/2533**	1"5/16-12	33x2	46	55	41
30-32	1"1/4	**A107161/3242**	1"5/8-12	42x2	52	60	50
38	1"1/2	**A107161/3848**	1"7/8-12	48x2	59	67	55
6	1/4	**SA107161/0614**	7/16-20	14x1,5	27	32.5	19
12	1/2	**SA107161/1214**	3/4-16	14x1,5	31.5	35.5	19
12	1/2	**SA107161/1220**	3/4-16	20x1,5	34	43	27
12	1/2	**SA107161/1222**	3/4-16	22x1,5	34	43	27
18-20	3/4	**SA107161/2018**	1"1/16-12	18x1,5	42	45	24

FOR S.P.A. - NORME E DIMENSIONI SOGGETTE A MODIFICHE SENZA PREAVVISO.
FOR S.P.A. - DESIGN DETAILS AND SPECIFICATIONS SUBJECT TO CHANGE WITHOUT PRIOR NOTICE.

RACCORDI PER TUBI SVASATI - 37°

37° - FLARED TUBE CONNECTORS

107051

Terminale 90°
JIC cono 37° - NPTF
per sedi SAE 476
90° elbow male
JIC - male NPTF
taper SAE 476 ports

SEDI PAG.35 / *PORTS PAG.35*

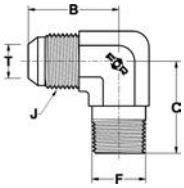

T MM.	T IN.	RIFERIMENTO REFERENCE	J UNF-UN	F NPTF	B	C
6	1/4	**A107051/0610**	7/16-20	1/8	22.5	19.5
6	1/4	**A107051/0613**	7/16-20	1/4	27	27.5
8	5/16	**A107051/0810**	1/2-20	1/8	24	19.5
8	5/16	**A107051/0813**	1/2-20	1/4	27	27.5
10	3/8	**A107051/1010**	9/16-18	1/8	27	23.5
10	3/8	**A107051/1013**	9/16-18	1/4	27	27.5
10	3/8	**A107051/1017**	9/16-18	3/8	28.5	31
10	3/8	**A107051/1021**	9/16-18	1/2	31	37
12	1/2	**A107051/1213**	3/4-16	1/4	31.5	31
12	1/2	**A107051/1217**	3/4-16	3/8	31.5	31
12	1/2	**A107051/1221**	3/4-16	1/2	34	37
12	1/2	**A107051/1226**	3/4-16	3/4	37	40.5
14÷16	5/8	**A107051/1617**	7/8-14	3/8	36.5	32
14÷16	5/8	**A107051/1621**	7/8-14	1/2	36.5	37
14÷16	5/8	**A107051/1626**	7/8-14	3/4	39.5	40.5
18-20	3/4	**A107051/2021**	1"1/16-12	1/2	42	40.5
18-20	3/4	**A107051/2026**	1"1/16-12	3/4	42	40.5
22	7/8	**A107051/2226**	1"3/16-12	3/4	44	43
25	1"	**A107051/2526**	1"5/16-12	3/4	46	45
25	1"	**A107051/2533**	1"5/16-12	1"	46	50
30-32	1"1/4	**A107051/3233**	1"5/8-12	1"	52	59
30-32	1"1/4	**A107051/3242**	1"5/8-12	1"1/4	52	60
38	1"1/2	**A107051/3848**	1"7/8-12	1"1/2	59	67
3	1/8	**SA107051/0310**	5/16-24	1/8	22.5	19.5
4	3/16	**SA107051/0410**	3/8-24	1/8	22.5	19.5
6	1/4	**SA107051/0617**	7/16-20	3/8	29	31
8	5/16	**SA107051/0817**	1/2-20	3/8	28.5	31
10	3/8	**SA107051/1026**	9/16-18	3/4	34.5	40.5
12	1/2	**SA107051/1233**	3/4-16	1"	39.5	50
18-20	3/4	**SA107051/2017**	1"1/16-12	3/8	42	36
18-20	3/4	**SA107051/2033**	1"1/16-12	1"	44.5	50
25	1"	**SA107051/2542**	1"5/16-12	1"1/4	50.5	60
25	1"	**SA107051/2548**	1"5/16-12	1"1/2	54.5	67
30-32	1"1/4	**SA107051/3248**	1"5/8-12	1"1/2	56	67
38	1"1/2	**SA107051/3842**	1"7/8-12	1"1/4	59	63
50	2"	**SA107051/5048**	2"1/2-12	1"1/2	77,5	75,5
50	2"	**SA107051/5060**	2"1/2-12	2"	77,5	76

FOR S.P.A. - NORME E DIMENSIONI SOGGETTE A MODIFICHE SENZA PREAVVISO.
FOR S.P.A. - DESIGN DETAILS AND SPECIFICATIONS SUBJECT TO CHANGE WITHOUT PRIOR NOTICE.

107062

Terminale 90°
JIC cono 37° - GAS conico (BSPT)
per sedi ISO 7
90° elbow male
JIC - male BSPT
taper ISO 7 ports

SEDI PAG.35 / *PORTS PAG.35*

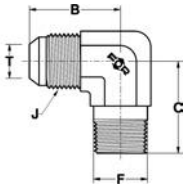

T MM.	T IN.	RIFERIMENTO REFERENCE	J UNF-UN	F GAS CON.BSPT	B	C
6	1/4	**A107062/0610**	7/16-20	1/8	22,5	20.5
6	1/4	**A107062/0613**	7/16-20	1/4	27	27.5
8	5/16	**A107062/0810**	1/2-20	1/8	24	19.5
8	5/16	**A107062/0813**	1/2-20	1/4	27	27.5
10	3/8	**A107062/1013**	9/16-18	1/4	27	27.5
10	3/8	**A107062/1017**	9/16-18	3/8	28.5	31
10	3/8	**A107062/1021**	9/16-18	1/2	31	37
12	1/2	**A107062/1213**	3/4-16	1/4	31.5	31
12	1/2	**A107062/1217**	3/4-16	3/8	31.5	31
12	1/2	**A107062/1221**	3/4-16	1/2	34	37
14÷16	5/8	**A107062/1617**	7/8-14	3/8	36.5	32
14÷16	5/8	**A107062/1621**	7/8-14	1/2	36.5	37
14÷16	5/8	**A107062/1626**	7/8-14	3/4	39.5	40.5
18-20	3/4	**A107062/2021**	1"1/16-12	1/2	42	40.5
18-20	3/4	**A107062/2026**	1"1/16-12	3/4	42	40.5
18-20	3/4	**A107062/2033**	1"1/16-12	1"	45	50
22	7/8	**A107062/2226**	1"3/16-12	3/4	44	43
25	1"	**A107062/2526**	1"5/16-12	3/4	46	44.5
25	1"	**A107062/2533**	1"5/16-12	1"	46	50
30-32	1"1/4	**A107062/3233**	1"5/8-12	1"	52	59
30-32	1"1/4	**A107062/3242**	1"5/8-12	1"1/4	52	60
38	1"1/2	**A107062/3848**	1"7/8-12	1"1/2	59	67
6	1/4	**SA107062/0617**	7/16-20	3/8	28.5	31
8	5/16	**SA107062/0817**	1/2-20	3/8	28.5	31
10	3/8	**SA107062/1010**	9/16-18	1/8	27.5	24.5
12	1/2	**SA107062/1210**	3/4-16	1/8	31.5	27
12	1/2	**SA107062/1226**	3/4-16	3/4	37	40.5
18-20	3/4	**SA107062/2042**	1"1/16-12	1"1/4	49	60
25	1"	**SA107062/2542**	1"5/16-12	1"1/4	50.5	60
30-32	1"1/4	**SA107062/3248**	1"5/8-12	1"1/2	56	67
38	1"1/2	**SA107062/3842**	1"7/8-12	1"1/4	59	63

FOR S.P.A. - NORME E DIMENSIONI SOGGETTE A MODIFICHE SENZA PREAVVISO.
FOR S.P.A. - DESIGN DETAILS AND SPECIFICATIONS SUBJECT TO CHANGE WITHOUT PRIOR NOTICE.

RACCORDI PER TUBI SVASATI - 37°

37° - FLARED TUBE CONNECTORS

107084

Giunzione 90°
JIC cono 37° - femmina NPTF
90° elbow male
JIC - female NPTF

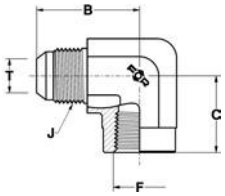

T MM.	T IN.	RIFERIMENTO REFERENCE	J UNF-UN	F NPTF	B	C
6	1/4	**A107084/0610**	7/16-20	1/8	27	16.5
6	1/4	**A107084/0613**	7/16-20	1/4	31	22.5
8	5/16	**A107084/0810**	1/2-20	1/8	27	16.5
8	5/16	**A107084/0813**	1/2-20	1/4	31	22.5
10	3/8	**A107084/1010**	9/16-18	1/8	27	16.5
10	3/8	**A107084/1013**	9/16-18	1/4	31	22.5
10	3/8	**A107084/1017**	9/16-18	3/8	33	26
12	1/2	**A107084/1213**	3/4-16	1/4	32	22.5
12	1/2	**A107084/1217**	3/4-16	3/8	36	26
12	1/2	**A107084/1221**	3/4-16	1/2	39	31
14÷16	5/8	**A107084/1621**	7/8-14	1/2	41.5	31
18-20	3/4	**A107084/2021**	1"1/16-12	1/2	42	31
18-20	3/4	**A107084/2026**	1"1/16-12	3/4	47	34.5
22	7/8	**A107084/2226**	1"3/16-12	3/4	47	36
25	1"	**A107084/2533**	1"5/16-12	1"	55	41
30-32	1"1/4	**A107084/3242**	1"5/8-12	1"1/4	59	43
38	1"1/2	**A107084/3848**	1"7/8-12	1"1/2	73,5	52,5
8	5/16	**SA107084/0821**	1/2-20	1/2	36.5	31

107095

Giunzione 90°
JIC cono 37° - femmina
Gas cil. (BSPP)
90° elbow male
JIC - female BSPP

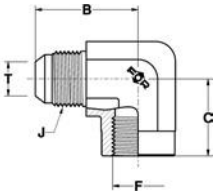

T MM.	T IN.	RIFERIMENTO REFERENCE	J UNF-UN	F GAS CIL.JIS	B	C
6	1/4	**A107095/0610**	7/16-20	1/8	27	16.5
6	1/4	**A107095/0613**	7/16-20	1/4	31	22.5
6	1/4	**A107095/0617**	7/16-20	3/8	33	26
8	5/16	**A107095/0810**	1/2-20	1/8	27	16.5
8	5/16	**A107095/0813**	1/2-20	1/4	31	22.5
10	3/8	**A107095/1013**	9/16-18	1/4	31	22.5
10	3/8	**A107095/1017**	9/16-18	3/8	33	26
10	3/8	**A107095/1021**	9/16-18	1/2	36	31
12	1/2	**A107095/1213**	3/4-16	1/4	32	22.5
12	1/2	**A107095/1217**	3/4-16	3/8	36	26
12	1/2	**A107095/1221**	3/4-16	1/2	39	31
14÷16	5/8	**A107095/1621**	7/8-14	1/2	41.5	31
18-20	3/4	**A107095/2021**	1"1/16-12	1/2	42	31
18-20	3/4	**A107095/2026**	1"1/16-12	3/4	47	34.5
22	7/8	**A107095/2226**	1"3/16-12	3/4	47	36
25	1"	**A107095/2533**	1"5/16-12	1"	55	41
30-32	1"1/4	**A107095/3233**	1"5/8-12	1"	55	41
30-32	1"1/4	**A107095/3242**	1"5/8-12	1"1/4	59	43
38	1"1/2	**A107095/3842**	1"7/8-12	1"1/4	59	43
38	1"1/2	**A107095/3848**	1"7/8-12	1"1/4	73,5	52,5
14÷16	5/8	**SA107095/1626**	7/8-14	3/4	44.5	34.5

FOR S.P.A. - NORME E DIMENSIONI SOGGETTE A MODIFICHE SENZA PREAVVISO.
FOR S.P.A. - DESIGN DETAILS AND SPECIFICATIONS SUBJECT TO CHANGE WITHOUT PRIOR NOTICE.

107116

Giunzione 90° maschio
JIC cono 37° - sede a saldare
90° elbow male
JIC - braze female

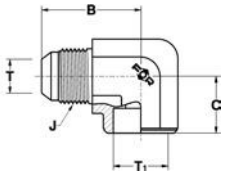

T MM.	T IN.	RIFERIMENTO REFERENCE	J UNF-UN	B	C	T_1
6	1/4	**A107116/0606**	7/16-20	22.5	10.5	6
8	5/16	**A107116/0808**	1/2-20	24	13	8
8	5/16	**A107116/0810**	1/2-20	27	16	10
10	3/8	**A107116/1010**	9/16-18	27	16	10
10	3/8	**A107116/1012**	9/16-18	29	18	12
12	1/2	**A107116/1212**	3/4-16	31.5	18	12
12	1/2	**A107116/1216**	3/4-16	34	20	16
14÷16	5/8	**A107116/1614**	7/8-14	36.5	20	14
14÷16	5/8	**A107116/1616**	7/8-14	36.5	20	16
14÷16	5/8	**A107116/1618**	7/8-14	40	23	18
14÷16	5/8	**A107116/1622**	7/8-14	40	23	22
18-20	3/4	**A107116/2018**	1"1/16-12	42	23	18
18-20	3/4	**A107116/2020**	1"1/16-12	42	23	20
18-20	3/4	**A107116/2025**	1"1/16-12	46	26	25
18-20	3/4	**A107116/2027**	1"1/16-12	46	26	27
22	7/8	**A107116/2222**	1"3/16-12	44	26	22
25	1"	**A107116/2525**	1"5/16-12	46	26	25
25	1"	**A107116/2527**	1"5/16-12	46	26	27
25	1"	**A107116/2532**	1"5/16-12	51	33	32
25	1"	**A107116/2534**	1"5/16-12	51	33	34
30-32	1"1/4	**A107116/3230**	1"5/8-12	52	33	30
30-32	1"1/4	**A107116/3232**	1"5/8-12	52	33	32
30-32	1"1/4	**A107116/3238**	1"5/8-12	56	35	38
38	1"1/2	**A107116/3838**	1"7/8-12	59	35	38
10	3/8	**SA107116/1014**	9/16-18	29	18	14
12	1/2	**SA107116/1210**	3/4-16	31,5	18	10
12	1/2	**SA107116/1215**	3/4-16	34	20	15
14÷16	5/8	**SA107116/1620**	7/8-14	40	23	20

107127

Giunzione 90° maschio
JIC cono 37° - codolo a saldare
90° elbow male
JIC - buttweld

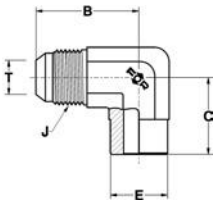

T MM.	T IN.	RIFERIMENTO REFERENCE	J UNF-UN	B	C	E
6	1/4	**A107127/0619**	7/16-20	31	22.5	15
8	5/16	**A107127/0819**	1/2-20	31	22.5	15
10	3/8	**A107127/1019**	9/16-18	31	22.5	15
12	1/2	**A107127/1222**	3/4-16	36	26	20
14÷16	5/8	**A107127/1627**	7/8-14	41.5	31	23
18-20	3/4	**A107127/2034**	1"1/16-12	48	34.5	28
22	7/8	**A107127/2234**	1"3/16-12	48	36	34
25	1"	**A107127/2541**	1"5/16-12	55	41	35
30-32	1"1/4	**A107127/3248**	1"5/8-12	59	43	42
38	1"1/2	**A107127/3865**	1"7/8-12	73.5	53	50

FOR S.P.A. - NORME E DIMENSIONI SOGGETTE A MODIFICHE SENZA PREAVVISO.
FOR S.P.A. - DESIGN DETAILS AND SPECIFICATIONS SUBJECT TO CHANGE WITHOUT PRIOR NOTICE.

RACCORDI PER TUBI SVASATI - 37°

37° - FLARED TUBE CONNECTORS

108007

Giunzione 90° passaparatia
JIC cono 37° - JIC cono 37°
90° bulkhead elbow
male JIC - JIC

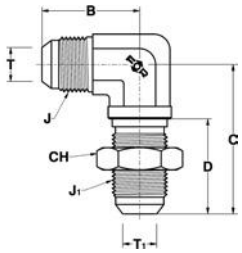

T MM.	T IN.	T1 MM.	T1 IN.	RIFERIMENTO REFERENCE	J UNF-UN	J1 UNF-UN	B	C	D	CH
6	1/4	6	1/4	**A108007/06**	7/16-20	7/16-20	24.5	40.5	28,5	17
8	5/16	8	5/16	**A108007/08**	1/2-20	1/2-20	26	41	28,5	19
10	3/8	10	3/8	**A108007/10**	9/16-18	9/16-18	27.5	46	30	22
12	1/2	12	1/2	**A108007/12**	3/4-16	3/4-16	34.5	53.5	35	24
14÷16	5/8	14÷16	5/8	**A108007/16**	7/8-14	7/8-14	39.5	60.5	38,5	30
18-20	3/4	18-20	3/4	**A108007/20**	1"1/16-12	1"1/16-12	45	68	42,5	36
22	7/8	22	7/8	**A108007/22**	1"3/16-12	1"3/16-12	47	69	42,5	38
25	1"	25	1"	**A108007/25**	1"5/16-12	1"5/16-12	49	71	42,5	41
30-32	1"1/4	30-32	1"1/4	**A108007/32**	1"5/8-12	1"5/8-12	55	79	44	50
38	1"1/2	38	1"1/2	**A108007/38**	1"7/8-12	1"7/8-12	59	87	44	55

109008

Terminale lungo 90°
JIC cono 37° - NPTF
per sedi SAE 476
90° long elbow male
JIC - male NPTF
taper SAE 476 ports

SEDI PAG.35 / *PORTS PAG.35*

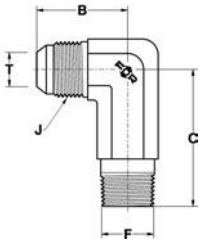

T MM.	T IN.	RIFERIMENTO REFERENCE	J UNF-UN	F NPTF	B	C
6	1/4	**A109008/0610**	7/16-20	1/8	22.5	29.5
6	1/4	**A109008/0613**	7/16-20	1/4	27	40
8	5/16	**A109008/0810**	1/2-20	1/8	24	30.5
8	5/16	**A109008/0813**	1/2-20	1/4	27	40
10	3/8	**A109008/1010**	9/16-18	1/8	27	36
10	3/8	**A109008/1013**	9/16-18	1/4	27	40
10	3/8	**A109008/1017**	9/16-18	3/8	28.5	46
10	3/8	**A109008/1021**	9/16-18	1/2	31	55
12	1/2	**A109008/1213**	3/4-16	1/4	31.5	46
12	1/2	**A109008/1217**	3/4-16	3/8	31.5	46
12	1/2	**A109008/1221**	3/4-16	1/2	34	55
12	1/2	**A109008/1226**	3/4-16	3/4	37	62
14÷16	5/8	**A109008/1617**	7/8-14	3/8	36.5	50
14÷16	5/8	**A109008/1621**	7/8-14	1/2	36.5	55
14÷16	5/8	**A109008/1626**	7/8-14	3/4	39.5	62
18-20	3/4	**A109008/2021**	1"1/16-12	1/2	42	62
18-20	3/4	**A109008/2026**	1"1/16-12	3/4	42	62
22	7/8	**A109008/2226**	1"3/16-12	3/4	44	67
25	1"	**A109008/2526**	1"5/16-12	3/4	46	71.5
25	1"	**A109008/2533**	1"5/16-12	1"	46	76.5
30-32	1"1/4	**A109008/3233**	1"5/8-12	1"	52	93
30-32	1"1/4	**A109008/3242**	1"5/8-12	1"1/4	52	93
38	1"1/2	**A109008/3848**	1"7/8-12	1"1/2	59	104

FOR S.P.A. - NORME E DIMENSIONI SOGGETTE A MODIFICHE SENZA PREAVVISO.
FOR S.P.A. - DESIGN DETAILS AND SPECIFICATIONS SUBJECT TO CHANGE WITHOUT PRIOR NOTICE.

110000

Prolunga orientabile 90°
JIC cono 37° - SAE UNF-UN
per sedi ISO 11926
90° (ADJ) long elbow male
JIC - male SAE UNF-UN
with O.R. ISO 11926 ports

SEDI PAG.30 / *PORTS PAG.30*

T MM.	T IN.	RIFERIMENTO REFERENCE	J UNF-UN	F UNF-UN	B	C	CH
6	1/4	**A110000/0611**	7/16-20	7/16-20	22,5	46	14
6	1/4	**A110000/0612**	7/16-20	1/2-20	24	49.5	17
6	1/4	**A110000/0614**	7/16-20	9/16-18	27	56.5	17
8	5/16	**A110000/0812**	1/2-20	1/2-20	24	49.5	17
10	3/8	**A110000/1014**	9/16-18	9/16-18	27	56.5	17
10	3/8	**A110000/1019**	9/16-18	3/4-16	28.5	67	22
12	1/2	**A110000/1219**	3/4-16	3/4-16	31.5	67	22
12	1/2	**A110000/1222**	3/4-16	7/8-14	34	78	27
12	1/2	**A110000/1227**	3/4-16	1"1/16-12	37	92	32
14÷16	5/8	**A110000/1619**	7/8-14	3/4-16	36.5	75	22
14÷16	5/8	**A110000/1622**	7/8-14	7/8-14	36.5	78	27
14÷16	5/8	**A110000/1627**	7/8-14	1"1/16-12	39.5	92	32
18-20	3/4	**A110000/2019**	1"1/16-12	3/4-16	42	85	22
18-20	3/4	**A110000/2022**	1"1/16-12	7/8-14	42	88	27
18-20	3/4	**A110000/2027**	1"1/16-12	1"1/16-12	42	92	32
18-20	3/4	**A110000/2033**	1"1/16-12	1"5/16-12	44.5	105	38
22	7/8	**A110000/2230**	1"3/16-12	1"3/16-12	44	99	35
25	1"	**A110000/2527**	1"5/16-12	1"1/16-12	46	105	32
25	1"	**A110000/2533**	1"5/16-12	1"5/16-12	46	105	38
25	1"	**A110000/2541**	1"5/16-12	1"5/8-12	51	124	50
30-32	1"1/4	**A110000/3241**	1"5/8-12	1"5/8-12	52	124	50
38	1"1/2	**A110000/3848**	1"7/8-12	1"7/8-12	59	134	55
12	1/2	**SA110000/1214**	3/4-16	9/16-18	31.5	64	17
30-32	1"1/4	**SA110000/3248**	1"5/8-12	1"7/8-12	56	135	55

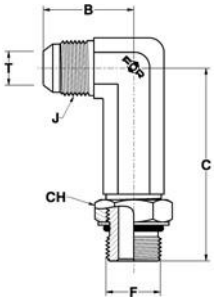

FOR S.P.A. - NORME E DIMENSIONI SOGGETTE A MODIFICHE SENZA PREAVVISO.
FOR S.P.A. - DESIGN DETAILS AND SPECIFICATIONS SUBJECT TO CHANGE WITHOUT PRIOR NOTICE.

RACCORDI PER TUBI SVASATI - 37°

37° - FLARED TUBE CONNECTORS

110011

Prolunga orientabile 90°
JIC cono 37° - GAS cil. (BSPP)
con O.R. e rondella
per sedi ISO 1179
90° (ADJ) long elbow male
JIC - male BSPP
with O.R. and retaining ring
ISO 1179 ports

SEDI PAG.32 / *PORTS PAG.32*

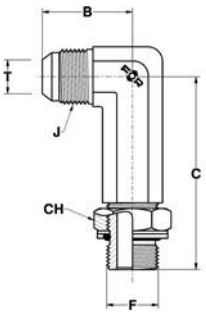

T MM.	T IN.	RIFERIMENTO REFERENCE	J UNF-UN	F GAS CIL.BSPP	B	C	CH
6	1/4	**A110011/0610**	7/16-20	1/8	22,5	46	14
6	1/4	**A110011/0613**	7/16-20	1/4	27	56.5	19
6	1/4	**A110011/0617**	7/16-20	3/8	28.5	67	22
6	1/4	**A110011/0621**	7/16-20	1/2	31	78	27
8	5/16	**A110011/0810**	1/2-20	1/8	24	49.5	14
8	5/16	**A110011/0813**	1/2-20	1/4	27	56.5	19
8	5/16	**A110011/0817**	1/2-20	3/8	28.5	67	22
10	3/8	**A110011/1013**	9/16-18	1/4	27	56.5	19
10	3/8	**A110011/1017**	9/16-18	3/8	28.5	67	22
10	3/8	**A110011/1021**	9/16-18	1/2	31	78	27
12	1/2	**A110011/1213**	3/4-16	1/4	31.5	64	19
12	1/2	**A110011/1217**	3/4-16	3/8	31.5	67	22
12	1/2	**A110011/1221**	3/4-16	1/2	34	78	27
12	1/2	**A110011/1226**	3/4-16	3/4	37	92	36
14÷16	5/8	**A110011/1617**	7/8-14	3/8	36.5	75	22
14÷16	5/8	**A110011/1621**	7/8-14	1/2	36.5	78	27
14÷16	5/8	**A110011/1626**	7/8-14	3/4	39.5	92	36
18-20	3/4	**A110011/2021**	1"1/16-12	1/2	42	88	27
18-20	3/4	**A110011/2026**	1"1/16-12	3/4	42	92	36
18-20	3/4	**A110011/2033**	1"1/16-12	1"	44.5	105	41
22	7/8	**A110011/2226**	1"3/16-12	3/4	44	99	36
25	1"	**A110011/2526**	1"5/16-12	3/4	46	105	36
25	1"	**A110011/2533**	1"5/16-12	1"	46	105	41
25	1"	**A110011/2542**	1"5/16-12	1"1/4	51	124	50
30-32	1"1/4	**A110011/3233**	1"5/8-12	1"	52	124	41
30-32	1"1/4	**A110011/3242**	1"5/8-12	1"1/4	52	124	50
38	1"1/2	**A110011/3842**	1"7/8-12	1"1/4	59	134	50
38	1"1/2	**A110011/3848**	1"7/8-12	1"1/2	59	134	60
14÷16	5/8	**SA110011/1613**	7/8-14	1/4	36.5	72.5	19

FOR S.P.A. - NORME E DIMENSIONI SOGGETTE A MODIFICHE SENZA PREAVVISO.
FOR S.P.A. - DESIGN DETAILS AND SPECIFICATIONS SUBJECT TO CHANGE WITHOUT PRIOR NOTICE.

110088

Prolunga orientabile 90°
JIC cono 37° - GAS cil. (JIS)
con O.R. per sedi JIS 2351
90° (ADJ) long elbow male
JIC - male JIS
with O.R. JIS 2351 ports

SEDI PAG.31 / *PORTS PAG.31*

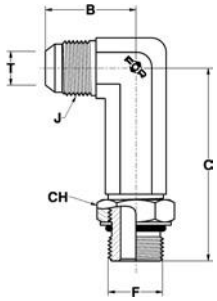

T MM.	T IN.	RIFERIMENTO REFERENCE	J UNF-UN	F GAS CIL.JIS	B	C	CH
6	1/4	**A110088/0610**	7/16-20	1/8	22,5	46	14
6	1/4	**A110088/0613**	7/16-20	1/4	27	56.5	19
6	1/4	**A110088/0617**	7/16-20	3/8	28.5	67	22
6	1/4	**A110088/0621**	7/16-20	1/2	31	78	27
8	5/16	**A110088/0810**	1/2-20	1/8	24	49.5	14
8	5/16	**A110088/0813**	1/2-20	1/4	27	56.5	19
8	5/16	**A110088/0817**	1/2-20	3/8	28.5	67	22
10	3/8	**A110088/1013**	9/16-18	1/4	27	56.5	19
10	3/8	**A110088/1017**	9/16-18	3/8	28.5	67	22
10	3/8	**A110088/1021**	9/16-18	1/2	31	78	27
12	1/2	**A110088/1213**	3/4-16	1/4	31.5	64	19
12	1/2	**A110088/1217**	3/4-16	3/8	31.5	67	22
12	1/2	**A110088/1221**	3/4-16	1/2	34	78	27
12	1/2	**A110088/1226**	3/4-16	3/4	37	92	36
14÷16	5/8	**A110088/1613**	7/8-14	1/4	36.5	72.5	19
14÷16	5/8	**A110088/1617**	7/8-14	3/8	36.5	75	22
14÷16	5/8	**A110088/1621**	7/8-14	1/2	36.5	78	27
14÷16	5/8	**A110088/1626**	7/8-14	3/4	39.5	92	36
18-20	3/4	**A110088/2021**	1"1/16-12	1/2	42	88	27
18-20	3/4	**A110088/2026**	1"1/16-12	3/4	42	92	36
18-20	3/4	**A110088/2033**	1"1/16-12	1"	44.5	105	41
22	7/8	**A110088/2226**	1"3/16-12	3/4	44	99	36
25	1"	**A110088/2526**	1"5/16-12	3/4	46	105	36
25	1"	**A110088/2533**	1"5/16-12	1"	46	105	41
25	1"	**A110088/2542**	1"5/16-12	1"1/4	51	124	50
30-32	1"1/4	**A110088/3233**	1"5/8-12	1"	52	124	41
30-32	1"1/4	**A110088/3242**	1"5/8-12	1"1/4	52	124	50
38	1"1/2	**A110088/3842**	1"7/8-12	1"1/4	59	134	50
38	1"1/2	**A110088/3848**	1"7/8-12	1"1/2	59	134	55

FOR S.P.A. - NORME E DIMENSIONI SOGGETTE A MODIFICHE SENZA PREAVVISO.
FOR S.P.A. - DESIGN DETAILS AND SPECIFICATIONS SUBJECT TO CHANGE WITHOUT PRIOR NOTICE.

RACCORDI PER TUBI SVASATI - 37°

37° - FLARED TUBE CONNECTORS

110022

Prolunga orientabile 90°
JIC cono 37° - Metrico cil.
con O.R. e rondella
per sedi ISO 9974
90° (ADJ) long elbow male
JIC - male Metric
with O.R. and retaining ring
ISO 9974 ports

SEDI PAG.32 / *PORTS PAG.32*

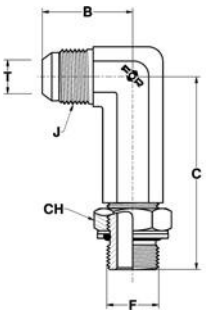

T MM.	T IN.	RIFERIMENTO REFERENCE	J UNF-UN	F METRICO METRIC	B	C	CH
6	1/4	**A110022/0610**	7/16-20	10x1	22.5	46	14
6	1/4	**A110022/0612**	7/16-20	12x1,5	27	53.5	17
8	5/16	**A110022/0810**	1/2-20	10x1	24	49.5	14
8	5/16	**A110022/0812**	1/2-20	12x1,5	27	53.5	17
8	5/16	**A110022/0814**	1/2-20	14x1,5	27	56.5	19
10	3/8	**A110022/1014**	9/16-18	14x1,5	27	56.5	19
10	3/8	**A110022/1016**	9/16-18	16x1,5	28.5	67	22
12	1/2	**A110022/1216**	3/4-16	16x1,5	31.5	67	22
12	1/2	**A110022/1218**	3/4-16	18x1,5	31.5	67	24
14÷16	5/8	**A110022/1618**	7/8-14	18x1,5	36.5	75	24
14÷16	5/8	**A110022/1620**	7/8-14	20x1,5	36.5	78	27
14÷16	5/8	**A110022/1622**	7/8-14	22x1,5	36.5	78	27
18-20	3/4	**A110022/2022**	1"1/16-12	22x1,5	42	88	27
18-20	3/4	**A110022/2027**	1"1/16-12	27x2	42	95	32
22	7/8	**A110022/2226**	1"3/16-12	26x1,5	44	99	36
25	1"	**A110022/2527**	1"5/16-12	27x2	46	105	32
25	1"	**A110022/2533**	1"5/16-12	33x2	46	105	41
30-32	1"1/4	**A110022/3242**	1"5/8-12	42x2	52	124	50
38	1"1/2	**A110022/3848**	1"7/8-12	48x2	59	141	55
18-20	3/4	**SA110022/2018**	1"1/16-12	18x1,5	42	88	24

FOR S.P.A. - NORME E DIMENSIONI SOGGETTE A MODIFICHE SENZA PREAVVISO.
FOR S.P.A. - DESIGN DETAILS AND SPECIFICATIONS SUBJECT TO CHANGE WITHOUT PRIOR NOTICE.

110077

Prolunga orientabile 90°
JIC cono 37° - Metrico cil.
con O.R. per sedi ISO 6149
90° (ADJ) long elbow male
JIC - male Metric
with O.R. ISO 6149 ports

SEDI PAG.30 / *PORTS PAG.30*

T MM.	T IN.	RIFERIMENTO REFERENCE	J UNF-UN	F METRICO METRIC	B	C	CH
6	1/4	**A110077/0610**	7/16-20	10x1	22.5	46	14
6	1/4	**A110077/0612**	7/16-20	12x1,5	27	53.5	17
8	5/16	**A110077/0810**	1/2-20	10x1	24	49.5	14
8	5/16	**A110077/0812**	1/2-20	12x1,5	27	53.5	17
8	5/16	**A110077/0814**	1/2-20	14x1,5	27	56.5	19
10	3/8	**A110077/1014**	9/16-18	14x1,5	27	56.5	19
10	3/8	**A110077/1016**	9/16-18	16x1,5	28.5	67	22
12	1/2	**A110077/1216**	3/4-16	16x1,5	31.5	67	22
12	1/2	**A110077/1218**	3/4-16	18x1,5	31.5	67	24
14÷16	5/8	**A110077/1618**	7/8-14	18x1,5	36.5	75	24
14÷16	5/8	**A110077/1622**	7/8-14	22x1,5	36.5	78	27
18-20	3/4	**A110077/2022**	1"1/16-12	22x1,5	42	88	27
18-20	3/4	**A110077/2027**	1"1/16-12	27x2	42	95	32
25	1"	**A110077/2527**	1"5/16-12	27x2	46	105	32
25	1"	**A110077/2533**	1"5/16-12	33x2	46	105	41
30-32	1"1/4	**A110077/3242**	1"5/8-12	42x2	52	124	50
38	1"1/2	**A110077/3848**	1"7/8-12	48x2	59	141	55

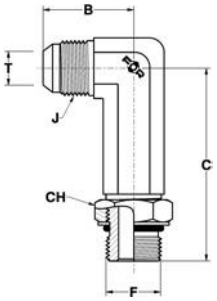

FOR S.P.A. - NORME E DIMENSIONI SOGGETTE A MODIFICHE SENZA PREAVVISO.
FOR S.P.A. - DESIGN DETAILS AND SPECIFICATIONS SUBJECT TO CHANGE WITHOUT PRIOR NOTICE.

RACCORDI PER TUBI SVASATI - 37°

37° - FLARED TUBE CONNECTORS

110033

Prolunga 90°
JIC cono 37° - NPTF
per sedi SAE 476
90° long elbow male
JIC - male NPTF
taper SAE 476 ports

SEDI PAG.35 / *PORTS PAG.35*

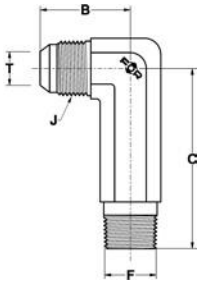

T MM.	T IN.	RIFERIMENTO REFERENCE	J UNF-UN	F NPTF	B	C
6	1/4	**A110033/0610**	7/16-20	1/8	22.5	39.5
6	1/4	**A110033/0613**	7/16-20	1/4	27	52.5
8	5/16	**A110033/0810**	1/2-20	1/8	24	41.5
8	5/16	**A110033/0813**	1/2-20	1/4	27	52.5
10	3/8	**A110033/1010**	9/16-18	1/8	27	48.5
10	3/8	**A110033/1013**	9/16-18	1/4	27	52.5
10	3/8	**A110033/1017**	9/16-18	3/8	28.5	61
10	3/8	**A110033/1021**	9/16-18	1/2	31	73
12	1/2	**A110033/1213**	3/4-16	1/4	31.5	61
12	1/2	**A110033/1217**	3/4-16	3/8	31.5	61
12	1/2	**A110033/1221**	3/4-16	1/2	34	73
12	1/2	**A110033/1226**	3/4-16	3/4	37	82.5
14÷16	5/8	**A110033/1617**	7/8-14	3/8	36.5	68
14÷16	5/8	**A110033/1621**	7/8-14	1/2	36.5	73
14÷16	5/8	**A110033/1626**	7/8-14	3/4	39.5	82.5
18-20	3/4	**A110033/2021**	1"1/16-12	1/2	42	82.5
18-20	3/4	**A110033/2026**	1"1/16-12	3/4	42	82.5
22	7/8	**A110033/2226**	1"3/16-12	3/4	44	92
25	1"	**A110033/2526**	1"5/16-12	3/4	46	98
25	1"	**A110033/2533**	1"5/16-12	1"	46	103
30-32	1"1/4	**A110033/3233**	1"5/8-12	1"	52	127
30-32	1"1/4	**A110033/3242**	1"5/8-12	1"1/4	52	127
38	1"1/2	**A110033/3848**	1"7/8-12	1"1/2	59	141
25	1"	**SA110033/2542**	1"5/16-12	1"1/4	50.5	127
30-32	1"1/4	**SA110033/3248**	1"5/8-12	1"1/2	56	141

FOR S.P.A. - NORME E DIMENSIONI SOGGETTE A MODIFICHE SENZA PREAVVISO.
FOR S.P.A. - DESIGN DETAILS AND SPECIFICATIONS SUBJECT TO CHANGE WITHOUT PRIOR NOTICE.

111001

Giunzione a "T" maschi
JIC cono 37°
Union tee male JIC

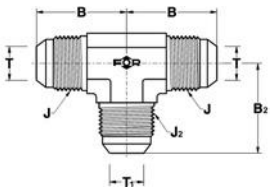

T		T1		RIFERIMENTO REFERENCE	J	J2	B	B2
MM.	IN.	MM.	IN.		UNF-UN	UNF-UN		
6	1/4	6	1/4	**A111001/06**	7/16-20	7/16-20	23	23
8	5/16	8	5/16	**A111001/08**	1/2-20	1/2-20	24	24
10	3/8	10	3/8	**A111001/10**	9/16-18	9/16-18	27	27
12	1/2	12	1/2	**A111001/12**	3/4-16	3/4-16	31.5	31.5
14÷16	5/8	14÷16	5/8	**A111001/16**	7/8-14	7/8-14	36.5	36.5
18-20	3/4	18-20	3/4	**A111001/20**	1"1/16-12	1"1/16-12	42	42
22	7/8	22	7/8	**A111001/22**	1"3/16-12	1"3/16-12	44	44
25	1"	25	1"	**A111001/25**	1"5/16-12	1"5/16-12	46	46
30-32	1"1/4	30-32	1"1/4	**A111001/32**	1"5/8-12	1"5/8-12	52	52
38	1"1/2	38	1"1/2	**A111001/38**	1"7/8-12	1"7/8-12	59	59
6	1/4	10	3/8	**SA111001/060610**	7/16-20	9/16-18	27	27
8	5/16	8	5/16	**SA111001/080806**	1/2-20	7/16-20	24	24
8	5/16	8	5/16	**SA111001/080810**	1/2-20	9/16-18	27	27
8	5/16	8	5/16	**SA111001/080812**	1/2-20	3/4-16	29	31.5
8	5/16	8	5/16	**SA111001/080816**	1/2-20	7/8-14	31	36.5
10	3/8	10	3/8	**SA111001/101006**	9/16-18	7/16-20	27	27
10	3/8	10	3/8	**SA111001/101008**	9/16-18	1/2-20	27	27
10	3/8	10	3/8	**SA111001/101012**	9/16-18	3/4-16	28	31.5
10	3/8	10	3/8	**SA111001/101016**	9/16-18	7/8-14	31	36.5
12	1/2	12	1/2	**SA111001/121206**	3/4-16	7/16-20	31.5	29
12	1/2	12	1/2	**SA111001/121208**	3/4-16	1/2-20	31.5	29
12	1/2	12	1/2	**SA111001/121210**	3/4-16	9/16-18	31.5	29
12	1/2	12	1/2	**SA111001/121216**	3/4-16	7/8-14	34	36.5
14÷16	5/8	14÷16	5/8	**SA111001/161606**	7/8-14	7/16-20	36.5	31
14÷16	5/8	14÷16	5/8	**SA111001/161608**	7/8-14	1/2-20	36.5	31
14÷16	5/8	14÷16	5/8	**SA111001/161610**	7/8-14	9/16-18	36.5	31
14÷16	5/8	14÷16	5/8	**SA111001/161620**	7/8-14	1"1/16-12	40	42
14÷16	5/8	14÷16	5/8	**SA111001/161625**	7/8-14	1"5/16-12	42	46
18-20	3/4	18-20	3/4	**SA111001/202010**	1"1/16-12	9/16-18	42	34
18-20	3/4	18-20	3/4	**SA111001/202012**	1"1/16-12	3/4-16	42	36.5
18-20	3/4	18-20	3/4	**SA111001/202016**	1"1/16-12	7/8-14	42	39.5
18-20	3/4	18-20	3/4	**SA111001/202022**	1"1/16-12	1"3/16-12	43	44
18-20	3/4	18-20	3/4	**SA111001/202025**	1"1/16-12	1"5/16-12	44.5	46
25	1"	25	1"	**SA111001/252506**	1"5/16-12	7/16-20	46	46
25	1"	25	1"	**SA111001/252516**	1"5/16-12	7/8-14	46	42.5
25	1"	25	1"	**SA111001/252520**	1"5/16-12	1"1/16-12	46	44.5
25	1"	25	1"	**SA111001/252532**	1"5/16-12	1"5/8-12	50.5	52
30-32	1"1/4	30-32	1"1/4	**SA111001/323210**	1"5/8-12	9/16-18	52	41
30-32	1"1/4	30-32	1"1/4	**SA111001/323225**	1"5/8-12	1"5/16-12	52	50.5
30-32	1"1/4	30-32	1"1/4	**SA111001/323238**	1"5/8-12	1"7/8-12	56	59
50	2"	50	2"	**SA111001/50**	2"1/2-12	2"1/2-12	77,5	77,5

FOR S.P.A. - NORME E DIMENSIONI SOGGETTE A MODIFICHE SENZA PREAVVISO.
FOR S.P.A. - DESIGN DETAILS AND SPECIFICATIONS SUBJECT TO CHANGE WITHOUT PRIOR NOTICE.

RACCORDI PER TUBI SVASATI - 37°

37° - FLARED TUBE CONNECTORS

111012

Giunzione a "T" maschi JIC cono 37° - femmina JIC cono 37°
Swivel nut branch tee male JIC

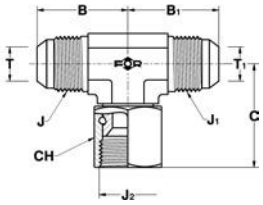

T		T1		RIFERIMENTO REFERENCE	J	J1	J2	B	B1	C	CH
MM.	IN.	MM.	IN.		UNF-UN	UNF-UN	UNF-UN				
6	1/4	6	1/4	**A111012/06**	7/16-20	7/16-20	7/16-20	22.5	22.5	26	14
8	5/16	8	5/16	**A111012/08**	1/2-20	1/2-20	1/2-20	24	24	28	17
10	3/8	10	3/8	**A111012/10**	9/16-18	9/16-18	9/16-18	27	27	32	17
12	1/2	12	1/2	**A111012/12**	3/4-16	3/4-16	3/4-16	31.5	31.5	35,5	22
14÷16	5/8	14÷16	5/8	**A111012/16**	7/8-14	7/8-14	7/8-14	36.5	36.5	42	27
18-20	3/4	18-20	3/4	**A111012/20**	1"1/16-12	1"1/16-12	1"1/16-12	42	42	45,5	32
22	7/8	22	7/8	**A111012/22**	1"3/16-12	1"3/16-12	1"3/16-12	44	44	46,5	36
25	1"	25	1"	**A111012/25**	1"5/16-12	1"5/16-12	1"5/16-12	46	46	51,5	38
30-32	1"1/4	30-32	1"1/4	**A111012/32**	1"5/8-12	1"5/8-12	1"5/8-12	52	52	59,5	50
38	1"1/2	38	1"1/2	**A111012/38**	1"7/8-12	1"7/8-12	1"7/8-12	59	59	67	57
8	5/16	8	5/16	**SA111012/080810**	1/2-20	1/2-20	9/16-18	27	27	32	17
10	3/8	12	1/2	**SA111012/101212**	9/16-18	3/4-16	3/4-16	29	31.5	35,5	22
12	1/2	12	1/2	**SA111012/121220**	3/4-16	3/4-16	1"1/16-12	37	37	45,5	32
12	1/2	14÷16	5/8	**SA111012/121612**	3/4-16	7/8-14	3/4-16	33.5	36.5	39	22
14÷16	5/8	10	3/8	**SA111012/161016**	7/8-14	9/16-18	7/8-14	36.5	31.5	42	27
14÷16	5/8	12	1/2	**SA111012/161216**	7/8-14	3/4-16	7/8-14	36.5	34	42	27
14÷16	5/8	14÷16	5/8	**SA111012/161612**	7/8-14	7/8-14	3/4-16	36.5	36.5	39	22
14÷16	5/8	14÷16	5/8	**SA111012/161620**	7/8-14	7/8-14	1"1/16-12	39.5	39.5	45,5	32
14÷16	5/8	25	1"	**SA111012/162520**	7/8-14	1"5/16-12	1"1/16-12	42.5	46	49	32
18-20	3/4	14÷16	5/8	**SA111012/201616**	1"1/16-12	7/8-14	7/8-14	42	39.5	44	27
18-20	3/4	14÷16	5/8	**SA111012/201620**	1"1/16-12	7/8-14	1"1/16-12	42	39.5	45,5	32
18-20	3/4	18-20	3/4	**SA111012/202012**	1"1/16-12	1"1/16-12	3/4-16	42	42	41	22
18-20	3/4	18-20	3/4	**SA111012/202016**	1"1/16-12	1"1/16-12	7/8-14	42	42	44	27
18-20	3/4	18-20	3/4	**SA111012/202025**	1"1/16-12	1"1/16-12	1"5/16-12	45	45	51,5	38
18-20	3/4	25	1"	**SA111012/202520**	1"1/16-12	1"5/16-12	1"1/16-12	44.5	46	49	32
18-20	3/4	25	1"	**SA111012/202525**	1"1/16-12	1"5/16-12	1"5/16-12	45	46	51,5	38
25	1"	14÷16	5/8	**SA111012/251625**	1"5/16-12	7/8-14	1"5/16-12	46	41.5	51,5	38
25	1"	25	1"	**SA111012/252516**	1"5/16-12	1"5/16-12	7/8-14	46	46	47,5	27
25	1"	25	1"	**SA111012/252520**	1"5/16-12	1"5/16-12	1"1/16-12	46	46	49	32
30-32	1"1/4	25	1"	**SA111012/322532**	1"5/8-12	1"5/16-12	1"5/8-12	52	50.5	59,5	50
30-32	1"1/4	30-32	1"1/4	**SA111012/323225**	1"5/8-12	1"5/8-12	1"5/16-12	52	52	57	38
38	1"1/2	25	1"	**SA111012/382538**	1"7/8-12	1"5/16-12	1"7/8-12	59	54.5	65	57

FOR S.P.A. - NORME E DIMENSIONI SOGGETTE A MODIFICHE SENZA PREAVVISO.
FOR S.P.A. - DESIGN DETAILS AND SPECIFICATIONS SUBJECT TO CHANGE WITHOUT PRIOR NOTICE.

111023

Terminale orientabile a "T"
JIC cono 37° - SAE UNF-UN
per sedi ISO 11926
Branch (ADJ) tee male
JIC - male SAE UNF-UN
with O.R. ISO 11926 ports

SEDI PAG.30 / *PORTS PAG.30*

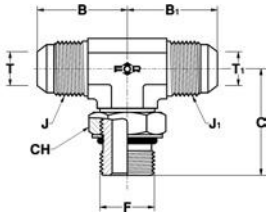

T		T1		RIFERIMENTO REFERENCE	J	J1	F	B	B1	C	CH
MM.	IN.	MM.	IN.		UNF-UN	UNF-UN	UNF-UN				
6	1/4	6	1/4	**A111023/0611**	7/16-20	7/16-20	7/16-20	22,5	22,5	27.5	14
6	1/4	6	1/4	**A111023/0612**	7/16-20	7/16-20	1/2-20	24	24	27.5	17
6	1/4	6	1/4	**A111023/0614**	7/16-20	7/16-20	9/16-18	27	27	31.5	17
8	5/16	8	5/16	**A111023/0812**	1/2-20	1/2-20	1/2-20	24	24	27	17
10	3/8	10	3/8	**A111023/1014**	9/16-18	9/16-18	9/16-18	27	27	31.5	17
10	3/8	10	3/8	**A111023/1019**	9/16-18	9/16-18	3/4-16	28.5	28.5	36.5	22
12	1/2	12	1/2	**A111023/1219**	3/4-16	3/4-16	3/4-16	31.5	31.5	36.5	22
12	1/2	12	1/2	**A111023/1222**	3/4-16	3/4-16	7/8-14	34	34	43	27
12	1/2	12	1/2	**A111023/1227**	3/4-16	3/4-16	1"1/16-12	37	37	49	32
14÷16	5/8	14÷16	5/8	**A111023/1619**	7/8-14	7/8-14	3/4-16	36.5	36.5	39.5	22
14÷16	5/8	14÷16	5/8	**A111023/1622**	7/8-14	7/8-14	7/8-14	36.5	36.5	43	27
14÷16	5/8	14÷16	5/8	**A111023/1627**	7/8-14	7/8-14	1"1/16-12	39.5	39.5	49	32
18-20	3/4	18-20	3/4	**A111023/2019**	1"1/16-12	1"1/16-12	3/4-16	42	42	42	22
18-20	3/4	18-20	3/4	**A111023/2022**	1"1/16-12	1"1/16-12	7/8-14	42	42	45.5	27
18-20	3/4	18-20	3/4	**A111023/2027**	1"1/16-12	1"1/16-12	1"1/16-12	42	42	49	32
18-20	3/4	18-20	3/4	**A111023/2033**	1"1/16-12	1"1/16-12	1"5/16-12	44.5	44.5	52	38
22	7/8	22	7/8	**A111023/2230**	1"3/16-12	1"3/16-12	1"3/16-12	44	44	50.5	35
25	1"	25	1"	**A111023/2527**	1"5/16-12	1"5/16-12	1"1/16-12	46	46	52	32
25	1"	25	1"	**A111023/2533**	1"5/16-12	1"5/16-12	1"5/16-12	46	46	52	38
25	1"	25	1"	**A111023/2541**	1"5/16-12	1"5/16-12	1"5/8-12	51	51	57	50
30-32	1"1/4	30-32	1"1/4	**A111023/3241**	1"5/8-12	1"5/8-12	1"5/8-12	52	52	57	50
38	1"1/2	38	1"1/2	**A111023/3848**	1"7/8-12	1"7/8-12	1"7/8-12	59	59	61	55
12	1/2	10	3/8	**SA111023/121014**	3/4-16	9/16-18	9/16-18	31.5	29	33.5	17
12	1/2	12	1/2	**SA111023/121212**	3/4-16	3/4-16	1/2-20	31.5	31.5	32	17
12	1/2	12	1/2	**SA111023/121214**	3/4-16	3/4-16	9/16-18	31.5	31.5	33.5	17
14÷16	5/8	14÷16	5/8	**SA111023/161630**	7/8-14	7/8-14	1"3/16-12	42.5	42.5	50.5	35
14÷16	5/8	18-20	3/4	**SA111023/162027**	7/8-14	1"1/16-12	1"1/16-12	39.5	42	49	32
25	1"	18-20	3/4	**SA111023/252027**	1"5/16-12	1"1/16-12	1"1/16-12	46	45	52	32

FOR S.P.A. - NORME E DIMENSIONI SOGGETTE A MODIFICHE SENZA PREAVVISO.
FOR S.P.A. - DESIGN DETAILS AND SPECIFICATIONS SUBJECT TO CHANGE WITHOUT PRIOR NOTICE.

RACCORDI PER TUBI SVASATI - 37°

37° - FLARED TUBE CONNECTORS

111034

Terminale orientabile a "T"
JIC cono 37° - GAS cil. (BSPP)
con O.R. e rondella
per sedi ISO 1179
Branch (ADJ) tee male
JIC - male BSPP
with O.R. and retaining ring
ISO 1179 ports

SEDI PAG.32 / *PORTS PAG.32*

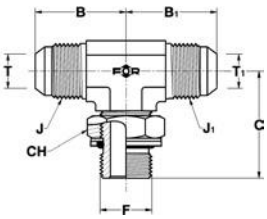

T		T1		RIFERIMENTO REFERENCE	J	J1	F	B	B1	C	CH
MM.	IN.	MM.	IN.		UNF-UN	UNF-UN	GAS CIL.BSPP				
6	1/4	6	1/4	**A111034/0610**	7/16-20	7/16-20	1/8	22.5	22.5	26	14
6	1/4	6	1/4	**A111034/0613**	7/16-20	7/16-20	1/4	27	27	31.5	19
6	1/4	6	1/4	**A111034/0617**	7/16-20	7/16-20	3/8	28.5	28.5	36.5	22
6	1/4	6	1/4	**A111034/0621**	7/16-20	7/16-20	1/2	31	31	43	27
8	5/16	8	5/16	**A111034/0810**	1/2-20	1/2-20	1/8	24	24	28.5	14
8	5/16	8	5/16	**A111034/0813**	1/2-20	1/2-20	1/4	27	27	31.5	19
8	5/16	8	5/16	**A111034/0817**	1/2-20	1/2-20	3/8	28.5	28.5	36.5	22
10	3/8	10	3/8	**A111034/1013**	9/16-18	9/16-18	1/4	27	27	31.5	19
10	3/8	10	3/8	**A111034/1017**	9/16-18	9/16-18	3/8	28.5	28.5	36.5	22
10	3/8	10	3/8	**A111034/1021**	9/16-18	9/16-18	1/2	31	31	43	27
12	1/2	12	1/2	**A111034/1213**	3/4-16	3/4-16	1/4	31.5	31.5	33.5	19
12	1/2	12	1/2	**A111034/1217**	3/4-16	3/4-16	3/8	31.5	31.5	36.5	22
12	1/2	12	1/2	**A111034/1221**	3/4-16	3/4-16	1/2	34	34	43	27
12	1/2	12	1/2	**A111034/1226**	3/4-16	3/4-16	3/4	37	37	49	36
14÷16	5/8	14÷16	5/8	**A111034/1617**	7/8-14	7/8-14	3/8	36.5	36.5	39.5	22
14÷16	5/8	14÷16	5/8	**A111034/1621**	7/8-14	7/8-14	1/2	36.5	36.5	43	27
14÷16	5/8	14÷16	5/8	**A111034/1626**	7/8-14	7/8-14	3/4	39.5	39.5	49	36
18-20	3/4	18-20	3/4	**A111034/2021**	1"1/16-12	1"1/16-12	1/2	42	42	45.5	27
18-20	3/4	18-20	3/4	**A111034/2026**	1"1/16-12	1"1/16-12	3/4	42	42	49	36
18-20	3/4	18-20	3/4	**A111034/2033**	1"1/16-12	1"1/16-12	1"	44.5	44.5	52	41
22	7/8	22	7/8	**A111034/2226**	1"3/16-12	1"3/16-12	3/4	44	44	50.5	36
25	1"	25	1"	**A111034/2526**	1"5/16-12	1"5/16-12	3/4	46	46	52	36
25	1"	25	1"	**A111034/2533**	1"5/16-12	1"5/16-12	1"	46	46	52	41
25	1"	25	1"	**A111034/2542**	1"5/16-12	1"5/16-12	1"1/4	51	51	57	50
30-32	1"1/4	30-32	1"1/4	**A111034/3233**	1"5/8-12	1"5/8-12	1"	52	52	57	41
30-32	1"1/4	30-32	1"1/4	**A111034/3242**	1"5/8-12	1"5/8-12	1"1/4	52	52	57	50
38	1"1/2	38	1"1/2	**A111034/3842**	1"7/8-12	1"7/8-12	1"1/4	59	59	61	50
38	1"1/2	38	1"1/2	**A111034/3848**	1"7/8-12	1"7/8-12	1"1/2	59	59	61	60
8	5/16	8	5/16	**SA111034/080821**	1/2-20	1/2-20	1/2	31	31	43	27
8	5/16	18-20	3/4	**SA111034/082021**	1/2-20	1"1/16-12	1/2	34	42	45.5	27
10	3/8	8	5/16	**SA111034/100813**	9/16-18	1/2-20	1/4	27	27	31.5	19
10	3/8	10	3/8	**SA111034/101026**	9/16-18	9/16-18	3/4	34.5	34.5	49	36
10	3/8	14÷16	5/8	**SA111034/101621**	9/16-18	7/8-14	1/2	31.5	36.5	43	27
10	3/8	18-20	3/4	**SA111034/102021**	9/16-18	1"1/16-12	1/2	34.5	42	45.5	27
12	1/2	6	1/4	**SA111034/120617**	3/4-16	7/16-20	3/8	31.5	29	36.5	22
14÷16	5/8	8	5/16	**SA111034/160821**	7/8-14	1/2-20	1/2	36.5	31	43	27
14÷16	5/8	12	1/2	**SA111034/161217**	7/8-14	3/4-16	3/8	36.5	34	39.5	22
18-20	3/4	18-20	3/4	**SA111034/202017**	1"1/16-12	1"1/16-12	3/8	42	42	42	22
25	1"	38	1"1/2	**SA111034/253848**	1"5/16-12	1"7/8-12	1"1/2	54.5	59	61	60
30-32	1"1/4	30-32	1"1/4	**SA111034/3226**	1"5/8-12	1"5/8-12	3/4	52	52	54.5	36

FOR S.P.A. - NORME E DIMENSIONI SOGGETTE A MODIFICHE SENZA PREAVVISO.
FOR S.P.A. - DESIGN DETAILS AND SPECIFICATIONS SUBJECT TO CHANGE WITHOUT PRIOR NOTICE.

111166

Terminale orientabile a "T" JIC cono 37° - GAS cil. (JIS) con O.R. per sedi JIS 2351
Branch (ADJ) tee male JIC - male JIS with O.R. JIS 2351 ports

SEDI PAG.31 / *PORTS PAG.31*

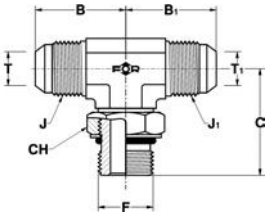

T MM.	T IN.	T1 MM.	T1 IN.	RIFERIMENTO REFERENCE	J UNF-UN	J1 UNF-UN	F GAS CIL.JIS	B	B1	C	CH
6	1/4	6	1/4	**A111166/0610**	7/16-20	7/16-20	1/8	22.5	22.5	26	14
6	1/4	6	1/4	**A111166/0613**	7/16-20	7/16-20	1/4	27	27	31.5	19
6	1/4	6	1/4	**A111166/0617**	7/16-20	7/16-20	3/8	28.5	28.5	36.5	22
6	1/4	6	1/4	**A111166/0621**	7/16-20	7/16-20	1/2	31	31	43	27
8	5/16	8	5/16	**A111166/0810**	1/2-20	1/2-20	1/8	24	24	28.5	14
8	5/16	8	5/16	**A111166/0813**	1/2-20	1/2-20	1/4	27	27	31.5	19
8	5/16	8	5/16	**A111166/0817**	1/2-20	1/2-20	3/8	28.5	28.5	36.5	22
8	5/16	8	5/16	**A111166/080821**	1/2-20	1/2-20	1/2	31	31	43	27
8	5/16	14÷16	5/8	**A111166/081621**	1/2-20	7/8-14	1/2	31	36.5	43	27
8	5/16	18-20	3/4	**A111166/082021**	1/2-20	1"1/16-12	1/2	34	42	45.5	27
10	3/8	8	5/16	**A111166/100813**	9/16-18	1/2-20	1/4	27	27	31.5	19
10	3/8	10	3/8	**A111166/1013**	9/16-18	9/16-18	1/4	27	27	31.5	19
10	3/8	10	3/8	**A111166/1017**	9/16-18	9/16-18	3/8	28.5	28.5	36.5	22
10	3/8	10	3/8	**A111166/1021**	9/16-18	9/16-18	1/2	31	31	43	27
10	3/8	10	3/8	**A111166/101026**	9/16-18	9/16-18	3/4	34.5	34.5	49	36
10	3/8	14÷16	5/8	**A111166/101621**	9/16-18	7/8-14	1/2	31.5	36.5	43	27
10	3/8	18-20	3/4	**A111166/102021**	9/16-18	1"1/16-12	1/2	34.5	42	45.5	27
12	1/2	6	1/4	**A111166/120617**	3/4-16	7/16-20	3/8	31.5	29	36.5	22
12	1/2	12	1/2	**A111166/1213**	3/4-16	3/4-16	1/4	31.5	31.5	33.5	19
12	1/2	12	1/2	**A111166/1217**	3/4-16	3/4-16	3/8	31.5	31.5	36.5	22
12	1/2	12	1/2	**A111166/1221**	3/4-16	3/4-16	1/2	34	34	43	27
12	1/2	12	1/2	**A111166/1226**	3/4-16	3/4-16	3/4	37	37	49	36
14÷16	5/8	8	5/16	**A111166/160821**	7/8-14	1/2-20	1/2	36.5	31	43	27
14÷16	5/8	12	1/2	**A111166/161217**	7/8-14	3/4-16	3/8	36.5	34	39.5	22
14÷16	5/8	14÷16	5/8	**A111166/1617**	7/8-14	7/8-14	3/8	36.5	36.5	39.5	22
14÷16	5/8	14÷16	5/8	**A111166/1621**	7/8-14	7/8-14	1/2	36.5	36.5	43	27
14÷16	5/8	14÷16	5/8	**A111166/1626**	7/8-14	7/8-14	3/4	39.5	39.5	49	36
18-20	3/4	18-20	3/4	**A111166/202017**	1"1/16-12	1"1/16-12	3/8	42	42	42	22
18-20	3/4	18-20	3/4	**A111166/2021**	1"1/16-12	1"1/16-12	1/2	42	42	45.5	27
18-20	3/4	18-20	3/4	**A111166/2026**	1"1/16-12	1"1/16-12	3/4	42	42	49	36
18-20	3/4	18-20	3/4	**A111166/2033**	1"1/16-12	1"1/16-12	1"	44.5	44.5	52	41
22	7/8	22	7/8	**A111166/2226**	1"3/16-12	1"3/16-12	3/4	44	44	50.5	36
25	1"	25	1"	**A111166/2526**	1"5/16-12	1"5/16-12	3/4	46	46	52	36
25	1"	25	1"	**A111166/2533**	1"5/16-12	1"5/16-12	1"	46	46	52	41
25	1"	25	1"	**A111166/2542**	1"5/16-12	1"5/16-12	1"1/4	51	51	57	50
25	1"	38	1"1/2	**A111166/253848**	1"5/16-12	1"7/8-12	1"1/2	54.5	59	61	55
30-32	1"1/4	30-32	1"1/4	**A111166/323226**	1"5/8-12	1"5/8-12	3/4	52	52	54.5	36
30-32	1"1/4	30-32	1"1/4	**A111166/3233**	1"5/8-12	1"5/8-12	1"	52	52	57	41
30-32	1"1/4	30-32	1"1/4	**A111166/3242**	1"5/8-12	1"5/8-12	1"1/4	52	52	57	50
38	1"1/2	38	1"1/2	**A111166/3842**	1"7/8-12	1"7/8-12	1"1/4	59	59	61	50
38	1"1/2	38	1"1/2	**A111166/3848**	1"7/8-12	1"7/8-12	1"1/2	59	59	61	55

FOR S.P.A. - NORME E DIMENSIONI SOGGETTE A MODIFICHE SENZA PREAVVISO.
FOR S.P.A. - DESIGN DETAILS AND SPECIFICATIONS SUBJECT TO CHANGE WITHOUT PRIOR NOTICE.

RACCORDI PER TUBI SVASATI - 37°

37° - FLARED TUBE CONNECTORS

111045

Terminale orientabile a "T"
JIC cono 37° - Metrico cil.
con O.R. e rondella
per sedi ISO 9974
Branch (ADJ) tee male
JIC - male Metric
with O.R. and retaining ring
ISO 9974 ports

SEDI PAG.32 / *PORTS PAG.32*

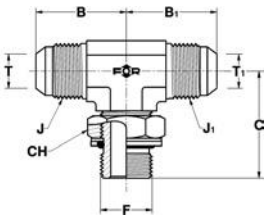

T		T1		RIFERIMENTO REFERENCE	J	J1	F	B	B1	C	CH
MM.	IN.	MM.	IN.		UNF-UN	UNF-UN	METRICO METRIC				
6	1/4	6	1/4	**A111045/0610**	7/16-20	7/16-20	10x1	22,5	22,5	27.5	14
6	1/4	6	1/4	**A111045/0612**	7/16-20	7/16-20	12x1,5	27	27	31.5	17
8	5/16	8	5/16	**A111045/0810**	1/2-20	1/2-20	10x1	24	24	27.5	14
8	5/16	8	5/16	**A111045/0812**	1/2-20	1/2-20	12x1,5	27	27	31.5	17
8	5/16	8	5/16	**A111045/0814**	1/2-20	1/2-20	14x1,5	27	27	32.5	19
10	3/8	10	3/8	**A111045/1014**	9/16-18	9/16-18	14x1,5	27	27	32.5	19
10	3/8	10	3/8	**A111045/1016**	9/16-18	9/16-18	16x1,5	28.5	28.5	36.5	22
12	1/2	12	1/2	**A111045/1216**	3/4-16	3/4-16	16x1,5	31.5	31.5	36.5	22
12	1/2	12	1/2	**A111045/1218**	3/4-16	3/4-16	18x1,5	31.5	31.5	39.5	24
14÷16	5/8	14÷16	5/8	**A111045/1618**	7/8-14	7/8-14	18x1,5	36.5	36.5	42	24
14÷16	5/8	14÷16	5/8	**A111045/1620**	7/8-14	7/8-14	20x1,5	36.5	36.5	43	27
14÷16	5/8	14÷16	5/8	**A111045/1622**	7/8-14	7/8-14	22x1,5	36.5	36.5	43	27
18-20	3/4	18-20	3/4	**A111045/2022**	1"1/16-12	1"1/16-12	22x1,5	42	42	45.5	27
18-20	3/4	18-20	3/4	**A111045/2027**	1"1/16-12	1"1/16-12	27x2	42	42	51.5	32
22	7/8	22	7/8	**A111045/2226**	1"3/16-12	1"3/16-12	26x1,5	44	44	50.5	36
25	1"	25	1"	**A111045/2527**	1"5/16-12	1"5/16-12	27x2	46	46	55	32
25	1"	25	1"	**A111045/2533**	1"5/16-12	1"5/16-12	33x2	46	46	55	41
30-32	1"1/4	30-32	1"1/4	**A111045/3242**	1"5/8-12	1"5/8-12	42x2	52	52	60	50
38	1"1/2	38	1"1/2	**A111045/3848**	1"7/8-12	1"7/8-12	48x2	59	59	67	55
6	1/4	6	1/4	**SA111045/060614**	7/16-20	7/16-20	14x1,5	27	27	32.5	19
8	5/16	6	1/4	**SA111045/080614**	1/2-20	7/16-20	14x1,5	27	27	32.5	19
8	5/16	10	3/8	**SA111045/081012**	1/2-20	9/16-18	12x1,5	27	27	32.5	17
8	5/16	14÷16	5/8	**SA111045/081616**	1/2-20	7/8-14	16x1,5	31	36.5	39	22
10	3/8	10	3/8	**SA111045/101018**	9/16-18	9/16-18	18x1,5	29.5	29.5	39.5	24
12	1/2	14÷16	5/8	**SA111045/121618**	3/4-16	7/8-14	18x1,5	33.5	36.5	42	24
14÷16	5/8	10	3/8	**SA111045/161018**	7/8-14	9/16-18	18x1,5	36.5	31	42	24
14÷16	5/8	10	3/8	**SA111045/161022**	7/8-14	9/16-18	22x1,5	36.5	31	43	27
18-20	3/4	18-20	3/4	**SA111045/202018**	1"1/16-12	1"1/16-12	18x1,5	42	42	45.5	24

FOR S.P.A. - NORME E DIMENSIONI SOGGETTE A MODIFICHE SENZA PREAVVISO.
FOR S.P.A. - DESIGN DETAILS AND SPECIFICATIONS SUBJECT TO CHANGE WITHOUT PRIOR NOTICE.

111122

Terminale orientabile a "T"
JIC cono 37° - Metrico cil.
con O.R. per sedi ISO 6149
Branch (AD)) tee male
JIC - male Metric
with O.R. ISO 6149 ports

SEDI PAG.30 / *PORTS PAG.30*

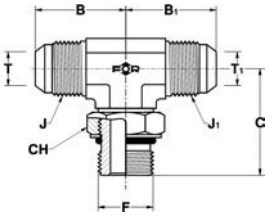

T		T1		RIFERIMENTO REFERENCE	J	J1	F	B	B1	C	CH
MM.	IN.	MM.	IN.		UNF-UN	UNF-UN	METRICO METRIC				
6	1/4	6	1/4	**A111122/0610**	7/16-20	7/16-20	10x1	22,5	22,5	27.5	14
6	1/4	6	1/4	**A111122/0612**	7/16-20	7/16-20	12x1,5	27	27	31.5	17
8	5/16	8	5/16	**A111122/0810**	1/2-20	1/2-20	10x1	24	24	27.5	14
8	5/16	8	5/16	**A111122/0812**	1/2-20	1/2-20	12x1,5	27	27	31.5	17
8	5/16	8	5/16	**A111122/0814**	1/2-20	1/2-20	14x1,5	27	27	32.5	19
10	3/8	10	3/8	**A111122/1014**	9/16-18	9/16-18	14x1,5	27	27	32.5	19
10	3/8	10	3/8	**A111122/1016**	9/16-18	9/16-18	16x1,5	28.5	28.5	36.5	22
12	1/2	12	1/2	**A111122/1216**	3/4-16	3/4-16	16x1,5	31.5	31.5	36.5	22
12	1/2	12	1/2	**A111122/1218**	3/4-16	3/4-16	18x1,5	31.5	31.5	39.5	24
14÷16	5/8	14÷16	5/8	**A111122/1618**	7/8-14	7/8-14	18x1,5	36.5	36.5	42	24
14÷16	5/8	14÷16	5/8	**A111122/1622**	7/8-14	7/8-14	22x1,5	36.5	36.5	43	27
18-20	3/4	18-20	3/4	**A111122/2022**	1"1/16-12	1"1/16-12	22x1,5	42	42	45.5	27
18-20	3/4	18-20	3/4	**A111122/2027**	1"1/16-12	1"1/16-12	27x2	42	42	51.5	32
25	1"	25	1"	**A111122/2527**	1"5/16-12	1"5/16-12	27x2	46	46	55	32
25	1"	25	1"	**A111122/2533**	1"5/16-12	1"5/16-12	33x2	46	46	55	41
30-32	1"1/4	30-32	1"1/4	**A111122/3242**	1"5/8-12	1"5/8-12	42x2	52	52	60	50
38	1"1/2	38	1"1/2	**A111122/3848**	1"7/8-12	1"7/8-12	48x2	59	59	67	55
12	1/2	14÷16	5/8	**SA111122/121618**	3/4-16	7/8-14	18x1,5	33.5	36.5	42	24

111056

Terminale a "T"
JIC cono 37° - NPTF
per sedi SAE 476
Branch tee male
JIC - male NPTF
taper SAE 476 ports

SEDI PAG.35 / *PORTS PAG.35*

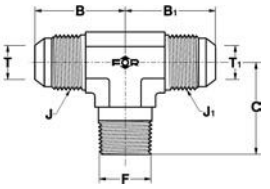

T		T1		RIFERIMENTO REFERENCE	J	J1	F	B	B1	C
MM.	IN.	MM.	IN.		UNF-UN	UNF-UN	NPTF			
6	1/4	6	1/4	**A111056/0610**	7/16-20	7/16-20	1/8	22.5	22.5	19.5
6	1/4	6	1/4	**A111056/0613**	7/16-20	7/16-20	1/4	27	27	27.5
8	5/16	8	5/16	**A111056/0810**	1/2-20	1/2-20	1/8	24	24	19.5
8	5/16	8	5/16	**A111056/0813**	1/2-20	1/2-20	1/4	27	27	27.5
10	3/8	10	3/8	**A111056/1013**	9/16-18	9/16-18	1/4	27	27	27.5
10	3/8	10	3/8	**A111056/1017**	9/16-18	9/16-18	3/8	28.5	28.5	31
10	3/8	10	3/8	**A111056/1021**	9/16-18	9/16-18	1/2	31	31	37
12	1/2	12	1/2	**A111056/1213**	3/4-16	3/4-16	1/4	31.5	31.5	31
12	1/2	12	1/2	**A111056/1217**	3/4-16	3/4-16	3/8	31.5	31.5	31
12	1/2	12	1/2	**A111056/1221**	3/4-16	3/4-16	1/2	34	34	37
12	1/2	12	1/2	**A111056/1226**	3/4-16	3/4-16	3/4	37	37	40.5
14÷16	5/8	14÷16	5/8	**A111056/1617**	7/8-14	7/8-14	3/8	36.5	36.5	32
14÷16	5/8	14÷16	5/8	**A111056/1621**	7/8-14	7/8-14	1/2	36.5	36.5	37
14÷16	5/8	14÷16	5/8	**A111056/1626**	7/8-14	7/8-14	3/4	39.5	39.5	40.5
18-20	3/4	18-20	3/4	**A111056/2021**	1"1/16-12	1"1/16-12	1/2	42	42	40.5
18-20	3/4	18-20	3/4	**A111056/2026**	1"1/16-12	1"1/16-12	3/4	42	42	40.5
22	7/8	22	7/8	**A111056/2226**	1"3/16-12	1"3/16-12	3/4	44	44	43
25	1"	25	1"	**A111056/2526**	1"5/16-12	1"5/16-12	3/4	46	46	45
25	1"	25	1"	**A111056/2533**	1"5/16-12	1"5/16-12	1"	46	46	50
30-32	1"1/4	30-32	1"1/4	**A111056/3233**	1"5/8-12	1"5/8-12	1"	52	52	59
30-32	1"1/4	30-32	1"1/4	**A111056/3242**	1"5/8-12	1"5/8-12	1"1/4	52	52	60
38	1"1/2	38	1"1/2	**A111056/3848**	1"7/8-12	1"7/8-12	1"1/2	59	59	67
10	3/8	10	3/8	**SA111056/101010**	9/16-18	9/16-18	1/8	27	27	23.5
38	1"1/2	38	1"1/2	**SA111056/383842**	1"7/8-12	1"7/8-12	1"1/4	59	59	66

FOR S.P.A. - NORME E DIMENSIONI SOGGETTE A MODIFICHE SENZA PREAVVISO.
FOR S.P.A. - DESIGN DETAILS AND SPECIFICATIONS SUBJECT TO CHANGE WITHOUT PRIOR NOTICE.

RACCORDI PER TUBI SVASATI - 37°

37° - FLARED TUBE CONNECTORS

111067

Terminale a "T"
JIC cono 37° - GAS conico (BSPT)
per sedi ISO 7
Branch tee male
JIC - male BSPT
taper ISO 7 ports

SEDI PAG.35 / *PORTS PAG.35*

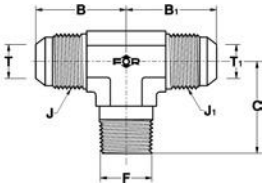

T		T1		RIFERIMENTO REFERENCE	J	J1	F	B	B1	C
MM.	IN.	MM.	IN.		UNF-UN	UNF-UN	GAS CON.BSPT			
6	1/4	6	1/4	**A111067/0610**	7/16-20	7/16-20	1/8	22.5	22.5	19.5
6	1/4	6	1/4	**A111067/0613**	7/16-20	7/16-20	1/4	27	27	27.5
8	5/16	8	5/16	**A111067/0810**	1/2-20	1/2-20	1/8	24	24	19.5
8	5/16	8	5/16	**A111067/0813**	1/2-20	1/2-20	1/4	27	27	27.5
10	3/8	10	3/8	**A111067/1013**	9/16-18	9/16-18	1/4	27	27	27.5
10	3/8	10	3/8	**A111067/1017**	9/16-18	9/16-18	3/8	28.5	28.5	31
10	3/8	10	3/8	**A111067/1021**	9/16-18	9/16-18	1/2	31	31	37
12	1/2	12	1/2	**A111067/1213**	3/4-16	3/4-16	1/4	31.5	31.5	31
12	1/2	12	1/2	**A111067/1217**	3/4-16	3/4-16	3/8	31.5	31.5	31
12	1/2	12	1/2	**A111067/1221**	3/4-16	3/4-16	1/2	34	34	37
14÷16	5/8	14÷16	5/8	**A111067/1617**	7/8-14	7/8-14	3/8	36.5	36.5	32
14÷16	5/8	14÷16	5/8	**A111067/1621**	7/8-14	7/8-14	1/2	36.5	36.5	37
14÷16	5/8	14÷16	5/8	**A111067/1626**	7/8-14	7/8-14	3/4	39.5	39.5	40.5
18-20	3/4	18-20	3/4	**A111067/2021**	1"1/16-12	1"1/16-12	1/2	42	42	40.5
18-20	3/4	18-20	3/4	**A111067/2026**	1"1/16-12	1"1/16-12	3/4	42	42	40.5
18-20	3/4	18-20	3/4	**A111067/2033**	1"1/16-12	1"1/16-12	1"	45	45	50
22	7/8	22	7/8	**A111067/2226**	1"3/16-12	1"3/16-12	3/4	44	44	43
25	1"	25	1"	**A111067/2526**	1"5/16-12	1"5/16-12	3/4	46	46	44.5
25	1"	25	1"	**A111067/2533**	1"5/16-12	1"5/16-12	1"	46	46	50
30-32	1"1/4	30-32	1"1/4	**A111067/3233**	1"5/8-12	1"5/8-12	1"	52	52	59
30-32	1"1/4	30-32	1"1/4	**A111067/3242**	1"5/8-12	1"5/8-12	1"1/4	52	52	60
38	1"1/2	38	1"1/2	**A111067/3848**	1"7/8-12	1"7/8-12	1"1/2	59	59	67
10	3/8	10	3/8	**SA111067/101026**	9/16-18	9/16-18	3/4	34	34	40.5
25	1"	14÷16	5/8	**SA111067/251648**	1"5/16-12	7/8-14	1"1/2	54.5	50.5	67

111089

Giunzione a "T" maschi
JIC cono 37° - femmina NPTF
Branch tee male
JIC - female NPTF

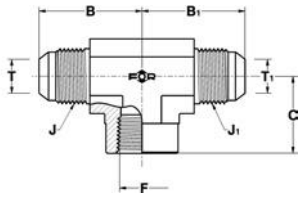

T		T1		RIFERIMENTO REFERENCE	J	J1	F	B	B1	C
MM.	IN.	MM.	IN.		UNF-UN	UNF-UN	NPTF			
6	1/4	6	1/4	**A111089/0610**	7/16-20	7/16-20	1/8	27	27	16.5
6	1/4	6	1/4	**A111089/0613**	7/16-20	7/16-20	1/4	31	31	22.5
8	5/16	8	5/16	**A111089/0810**	1/2-20	1/2-20	1/8	27	27	16.5
8	5/16	8	5/16	**A111089/0813**	1/2-20	1/2-20	1/4	31	31	22.5
10	3/8	10	3/8	**A111089/1010**	9/16-18	9/16-18	1/8	27	27	16.5
10	3/8	10	3/8	**A111089/1013**	9/16-18	9/16-18	1/4	31	31	22.5
10	3/8	10	3/8	**A111089/1017**	9/16-18	9/16-18	3/8	33	33	26
12	1/2	12	1/2	**A111089/1213**	3/4-16	3/4-16	1/4	32	32	22.5
12	1/2	12	1/2	**A111089/1217**	3/4-16	3/4-16	3/8	36	36	26
12	1/2	12	1/2	**A111089/1221**	3/4-16	3/4-16	1/2	39	39	31
14÷16	5/8	14÷16	5/8	**A111089/1621**	7/8-14	7/8-14	1/2	41.5	41.5	31
18-20	3/4	18-20	3/4	**A111089/2021**	1"1/16-12	1"1/16-12	1/2	42	42	31
18-20	3/4	18-20	3/4	**A111089/2026**	1"1/16-12	1"1/16-12	3/4	48	48	34.5
22	7/8	22	7/8	**A111089/2226**	1"3/16-12	1"3/16-12	3/4	47	47	36
25	1"	25	1"	**A111089/2533**	1"5/16-12	1"5/16-12	1"	55	55	41
30-32	1"1/4	30-32	1"1/4	**A111089/3242**	1"5/8-12	1"5/8-12	1"1/4	59	59	43
38	1"1/2	38	1"1/2	**A111089/3848**	1"7/8-12	1"7/8-12	1"1/2	73,5	73,5	52,5
10	3/8	10	3/8	**SA111089/1021**	9/16-18	9/16-18	1/2	36	36	31

FOR S.P.A. - NORME E DIMENSIONI SOGGETTE A MODIFICHE SENZA PREAVVISO.
FOR S.P.A. - DESIGN DETAILS AND SPECIFICATIONS SUBJECT TO CHANGE WITHOUT PRIOR NOTICE.

111090

Giunzione a "T" maschi JIC cono 37° - femmina GAS cil. (BSPP)
Branch tee male JIC - female BSPP

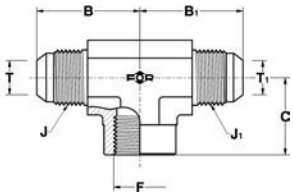

T MM.	T IN.	T1 MM.	T1 IN.	RIFERIMENTO REFERENCE	J UNF-UN	J1 UNF-UN	F GAS CIL.JIS	B	B1	C
6	1/4	6	1/4	**A111090/0610**	7/16-20	7/16-20	1/8	27	27	16.5
6	1/4	6	1/4	**A111090/0613**	7/16-20	7/16-20	1/4	31	31	22.5
6	1/4	6	1/4	**A111090/0617**	7/16-20	7/16-20	3/8	33	33	26
8	5/16	8	5/16	**A111090/0810**	1/2-20	1/2-20	1/8	27	27	16.5
8	5/16	8	5/16	**A111090/0813**	1/2-20	1/2-20	1/4	31	31	22.5
10	3/8	10	3/8	**A111090/1013**	9/16-18	9/16-18	1/4	31	31	22.5
10	3/8	10	3/8	**A111090/1017**	9/16-18	9/16-18	3/8	33	33	26
10	3/8	10	3/8	**A111090/1021**	9/16-18	9/16-18	1/2	36	36	31
12	1/2	12	1/2	**A111090/1213**	3/4-16	3/4-16	1/4	32	32	22.5
12	1/2	12	1/2	**A111090/1217**	3/4-16	3/4-16	3/8	36	36	26
12	1/2	12	1/2	**A111090/1221**	3/4-16	3/4-16	1/2	39	39	31
14÷16	5/8	14÷16	5/8	**A111090/1621**	7/8-14	7/8-14	1/2	41.5	41.5	31
18-20	3/4	18-20	3/4	**A111090/2021**	1"1/16-12	1"1/16-12	1/2	42	42	31
18-20	3/4	18-20	3/4	**A111090/2026**	1"1/16-12	1"1/16-12	3/4	48	48	34.5
22	7/8	22	7/8	**A111090/2226**	1"3/16-12	1"3/16-12	3/4	47	47	36
25	1"	25	1"	**A111090/2533**	1"5/16-12	1"5/16-12	1"	55	55	41
30-32	1"1/4	30-32	1"1/4	**A111090/3233**	1"5/8-12	1"5/8-12	1"	55	55	41
30-32	1"1/4	30-32	1"1/4	**A111090/3242**	1"5/8-12	1"5/8-12	1"1/4	59	59	43
38	1"1/2	38	1"1/2	**A111090/3842**	1"7/8-12	1"7/8-12	1"1/4	59	59	43
38	1"1/2	38	1"1/2	**A111090/3848**	1"7/8-12	1"7/8-12	1"1/2	73,5	73,5	52,5
10	3/8	10	3/8	**SA111090/1010**	9/16-18	9/16-18	1/8	27	27	16.5
14÷16	5/8	14÷16	5/8	**SA111090/1613**	7/8-14	7/8-14	1/4	36.5	36.5	30
14÷16	5/8	14÷16	5/8	**SA111090/1617**	7/8-14	7/8-14	3/8	36	36	30
14÷16	5/8	14÷16	5/8	**SA111090/1621**	7/8-14	7/8-14	1/2	41,5	41,5	22
18-20	3/4	18-20	3/4	**SA111090/2013**	1"1/16-12	1"1/16-12	1/4	42	42	30.5

112002

Giunzione a "T" passaparatia maschi JIC cono 37°
Bulkhead branch tee male JIC

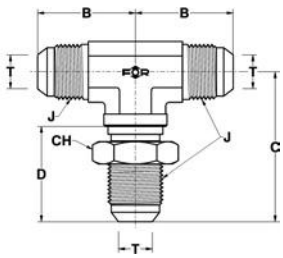

T MM.	T IN.	RIFERIMENTO REFERENCE	J UNF-UN	B	C	D	CH
6	1/4	**A112002/06**	7/16-20	24.5	40.5	28,5	17
8	5/16	**A112002/08**	1/2-20	26	41	28,5	19
10	3/8	**A112002/10**	9/16-18	27.5	46	30	22
12	1/2	**A112002/12**	3/4-16	34.5	53.5	35	24
14÷16	5/8	**A112002/16**	7/8-14	39.5	60.5	38,5	30
18-20	3/4	**A112002/20**	1"1/16-12	45	68	42,5	36
22	7/8	**A112002/22**	1"3/16-12	47	69	42,5	38
25	1"	**A112002/25**	1"5/16-12	49	71	42,5	41
30-32	1"1/4	**A112002/32**	1"5/8-12	55	79	44	50
38	1"1/2	**A112002/38**	1"7/8-12	59	87	44	55

FOR S.P.A. - NORME E DIMENSIONI SOGGETTE A MODIFICHE SENZA PREAVVISO.
FOR S.P.A. - DESIGN DETAILS AND SPECIFICATIONS SUBJECT TO CHANGE WITHOUT PRIOR NOTICE.

RACCORDI PER TUBI SVASATI - 37°

37° - FLARED TUBE CONNECTORS

113003

Giunzione a "L" maschi
JIC cono 37° - femmina
JIC cono 37°
Swivel nut run tee male
JIC - female JIC

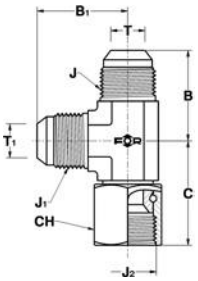

T		T1		RIFERIMENTO REFERENCE	J	J2	J1	B	C	B1	CH
MM.	IN.	MM.	IN.		UNF-UN	UNF-UN	UNF-UN				
6	1/4	6	1/4	**A113003/06**	7/16-20	7/16-20	7/16-20	22,5	26,5	22,5	14
8	5/16	8	5/16	**A113003/08**	1/2-20	1/2-20	1/2-20	24	29	24	17
10	3/8	10	3/8	**A113003/10**	9/16-18	9/16-18	9/16-18	27	32	27	17
12	1/2	12	1/2	**A113003/12**	3/4-16	3/4-16	3/4-16	31.5	35,5	31.5	22
14÷16	5/8	14÷16	5/8	**A113003/16**	7/8-14	7/8-14	7/8-14	36.5	42	36.5	27
18-20	3/4	18-20	3/4	**A113003/20**	1"1/16-12	1"1/16-12	1"1/16-12	42	45,5	42	32
22	7/8	22	7/8	**A113003/22**	1"3/16-12	1"3/16-12	1"3/16-12	44	46,5	44	36
25	1"	25	1"	**A113003/25**	1"5/16-12	1"5/16-12	1"5/16-12	46	51,5	46	38
30-32	1"1/4	30-32	1"1/4	**A113003/32**	1"5/8-12	1"5/8-12	1"5/8-12	52	59,5	52	50
38	1"1/2	38	1"1/2	**A113003/38**	1"7/8-12	1"7/8-12	1"7/8-12	59	67	59	57
6	1/4	10	3/8	**SA113003/060610**	7/16-20	7/16-20	9/16-18	27	29	27	14
6	1/4	6	1/4	**SA113003/061006**	7/16-20	9/16-18	7/16-20	27	32	27	17
8	5/16	6	1/4	**SA113003/080806**	1/2-20	1/2-20	7/16-20	24	29	24	17
8	5/16	8	5/16	**SA113003/081008**	1/2-20	9/16-18	1/2-20	27	32	27	17
10	3/8	6	1/4	**SA113003/101006**	9/16-18	9/16-18	7/16-20	27	32	27	17
10	3/8	6	1/4	**SA113003/101206**	9/16-18	3/4-16	7/16-20	29	35,5	29	22
10	3/8	12	1/2	**SA113003/101212**	9/16-18	3/4-16	3/4-16	29	35,5	31.5	22
10	3/8	18-20	3/4	**SA113003/102020**	9/16-18	1"1/16-12	1"1/16-12	34	45,5	42	32
12	1/2	6	1/4	**SA113003/121206**	3/4-16	3/4-16	7/16-20	31.5	35,5	29	22
12	1/2	10	3/8	**SA113003/121210**	3/4-16	3/4-16	9/16-18	31.5	35,5	29	22
12	1/2	25	1"	**SA113003/121225**	3/4-16	3/4-16	1"5/16-12	39.5	44,5	46	22
14÷16	5/8	10	3/8	**SA113003/161610**	7/8-14	7/8-14	9/16-18	36.5	42	31	27
14÷16	5/8	12	1/2	**SA113003/161612**	7/8-14	7/8-14	3/4-16	36.5	42	34	27
14÷16	5/8	18-20	3/4	**SA113003/161620**	7/8-14	7/8-14	1"1/16-12	40	44	42	27
14÷16	5/8	14÷16	5/8	**SA113003/162016**	7/8-14	1"1/16-12	7/8-14	39.5	45,5	39.5	32
14÷16	5/8	25	1"	**SA113003/162525**	7/8-14	1"5/16-12	1"5/16-12	42.5	51,5	46	38
18-20	3/4	12	1/2	**SA113003/201212**	1"1/16-12	3/4-16	3/4-16	42	41	36.5	22
18-20	3/4	18-20	3/4	**SA113003/201620**	1"1/16-12	7/8-14	1"1/16-12	42	44	42	27
18-20	3/4	6	1/4	**SA113003/202006**	1"1/16-12	1"1/16-12	7/16-20	42	45,5	34	32
18-20	3/4	12	1/2	**SA113003/202012**	1"1/16-12	1"1/16-12	3/4-16	42	45,5	36.5	32
18-20	3/4	14÷16	5/8	**SA113003/202016**	1"1/16-12	1"1/16-12	7/8-14	42	45,5	39.5	32
18-20	3/4	25	1"	**SA113003/202025**	1"1/16-12	1"1/16-12	1"5/16-12	44.5	49	46	32
18-20	3/4	18-20	3/4	**SA113003/202520**	1"1/16-12	1"5/16-12	1"1/16-12	45	51,5	45	38
25	1"	10	3/8	**SA113003/252510**	1"5/16-12	1"5/16-12	9/16-18	46	51,5	37	38
25	1"	14÷16	5/8	**SA113003/252516**	1"5/16-12	1"5/16-12	7/8-14	46	51,5	42	38
25	1"	18-20	3/4	**SA113003/252520**	1"5/16-12	1"5/16-12	1"1/16-12	46	51,5	44.5	38
30-32	1"1/4	18-20	3/4	**SA113003/323220**	1"5/8-12	1"5/8-12	1"1/16-12	52	59,5	49.5	50
30-32	1"1/4	25	1"	**SA113003/323225**	1"5/8-12	1"5/8-12	1"5/16-12	52	59,5	52	50
30-32	1"1/4	38	1"1/2	**SA113003/323238**	1"5/8-12	1"5/8-12	1"7/8-12	56	61,5	59	50
38	1"1/2	30-32	1"1/4	**SA113003/383232**	1"7/8-12	1"5/8-12	1"5/8-12	59	61,5	56	50
38	1"1/2	25	1"	**SA113003/383825**	1"7/8-12	1"7/8-12	1"5/16-12	59	67	54.5	57

FOR S.P.A. - NORME E DIMENSIONI SOGGETTE A MODIFICHE SENZA PREAVVISO.
FOR S.P.A. - DESIGN DETAILS AND SPECIFICATIONS SUBJECT TO CHANGE WITHOUT PRIOR NOTICE.

113014

Terminale orientabile a "L"
JIC cono 37° - SAE UNF-UN
per sedi ISO 11926
Run (ADJ) tee male
JIC - male SAE UNF-UN
with O.R. ISO 11926 ports

SEDI PAG.30 / *PORTS PAG.30*

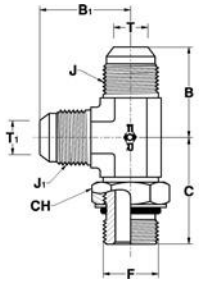

T		T1		RIFERIMENTO REFERENCE	J	F	J1	B	C	B1	CH
MM.	IN.	MM.	IN.		UNF-UN	UNF-UN	UNF-UN				
6	1/4	6	1/4	**A113014/0611**	7/16-20	7/16-20	7/16-20	22.5	27.5	22.5	14
6	1/4	6	1/4	**A113014/0612**	7/16-20	1/2-20	7/16-20	24	27.5	24	17
6	1/4	6	1/4	**A113014/0614**	7/16-20	9/16-18	7/16-20	27	31.5	27	17
8	5/16	8	5/16	**A113014/0812**	1/2-20	1/2-20	1/2-20	24	27.5	24	17
10	3/8	10	3/8	**A113014/1014**	9/16-18	9/16-18	9/16-18	27	31.5	27	17
10	3/8	10	3/8	**A113014/1019**	9/16-18	3/4-16	9/16-18	28.5	36.5	28.5	22
12	1/2	12	1/2	**A113014/1219**	3/4-16	3/4-16	3/4-16	31.5	36.5	31.5	22
12	1/2	12	1/2	**A113014/1222**	3/4-16	7/8-14	3/4-16	34	43	34	27
12	1/2	12	1/2	**A113014/1227**	3/4-16	1"1/16-12	3/4-16	37	49	37	32
14÷16	5/8	14÷16	5/8	**A113014/1619**	7/8-14	3/4-16	7/8-14	36.5	39.5	36.5	22
14÷16	5/8	14÷16	5/8	**A113014/1622**	7/8-14	7/8-14	7/8-14	36.5	43	36.5	27
14÷16	5/8	14÷16	5/8	**A113014/1627**	7/8-14	1"1/16-12	7/8-14	39.5	49	39.5	32
18-20	3/4	18-20	3/4	**A113014/2019**	1"1/16-12	3/4-16	1"1/16-12	42	42	42	22
18-20	3/4	18-20	3/4	**A113014/2022**	1"1/16-12	7/8-14	1"1/16-12	42	45.5	42	27
18-20	3/4	18-20	3/4	**A113014/2027**	1"1/16-12	1"1/16-12	1"1/16-12	42	49	42	32
18-20	3/4	18-20	3/4	**A113014/2033**	1"1/16-12	1"5/16-12	1"1/16-12	44.5	52	44.5	38
22	7/8	22	7/8	**A113014/2230**	1"3/16-12	1"3/16-12	1"3/16-12	44	50.5	44	35
25	1"	25	1"	**A113014/2527**	1"5/16-12	1"1/16-12	1"5/16-12	46	52	46	32
25	1"	25	1"	**A113014/2533**	1"5/16-12	1"5/16-12	1"5/16-12	46	52	46	38
25	1"	25	1"	**A113014/2541**	1"5/16-12	1"5/8-12	1"5/16-12	51	57	51	50
30-32	1"1/4	30-32	1"1/4	**A113014/3241**	1"5/8-12	1"5/8-12	1"5/8-12	52	57	52	50
38	1"1/2	38	1"1/2	**A113014/3848**	1"7/8-12	1"7/8-12	1"7/8-12	59	61	59	55
10	3/8	6	1/4	**SA113014/101906**	9/16-18	3/4-16	7/16-20	28.5	36.5	28.5	22
10	3/8	12	1/2	**SA113014/101912**	9/16-18	3/4-16	3/4-16	29	36.5	31.5	22
12	1/2	12	1/2	**SA113014/121412**	3/4-16	9/16-18	3/4-16	31,5	33,5	31.5	17
12	1/2	6	1/4	**SA113014/121906**	3/4-16	3/4-16	7/16-20	31.5	36.5	29	22
14÷16	5/8	6	1/4	**SA113014/162206**	7/8-14	7/8-14	7/16-20	36.5	43	31	27
14÷16	5/8	14÷16	5/8	**SA113014/163316**	7/8-14	1"5/16-12	7/8-14	42	52	42	38
18-20	3/4	12	1/2	**SA113014/202212**	1"1/16-12	7/8-14	3/4-16	42	45.5	36.5	27
18-20	3/4	10	3/8	**SA113014/202710**	1"1/16-12	1"1/16-12	9/16-18	42	49	34	32
25	1"	12	1/2	**SA113014/252712**	1"5/16-12	1"1/16-12	3/4-16	46	52.5	39.5	32

FOR S.P.A. - NORME E DIMENSIONI SOGGETTE A MODIFICHE SENZA PREAVVISO.
FOR S.P.A. - DESIGN DETAILS AND SPECIFICATIONS SUBJECT TO CHANGE WITHOUT PRIOR NOTICE.

RACCORDI PER TUBI SVASATI - 37°

37° - FLARED TUBE CONNECTORS

113025

Terminale orientabile a "L"
JIC cono 37° - GAS cil. (BSPP)
con O.R. e rondella
per sedi ISO 1179
Run (ADJ) tee male
JIC - male BSPP
with O.R. and retaining ring
ISO 1179 ports

SEDI PAG.32 / *PORTS PAG.32*

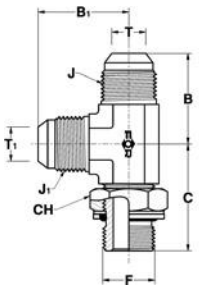

T		T1		RIFERIMENTO REFERENCE	J	F	J1	B	C	B1	CH
MM.	IN.	MM.	IN.		UNF-UN	GAS CIL.BSPP	UNF-UN				
6	1/4	6	1/4	**A113025/0610**	7/16-20	1/8	7/16-20	22,5	28	22,5	14
6	1/4	6	1/4	**A113025/0613**	7/16-20	1/4	7/16-20	27	31.5	27	19
6	1/4	6	1/4	**A113025/0617**	7/16-20	3/8	7/16-20	28.5	36.5	28.5	22
6	1/4	6	1/4	**A113025/0621**	7/16-20	1/2	7/16-20	31	43	31	27
8	5/16	8	5/16	**A113025/0810**	1/2-20	1/8	1/2-20	24	27.5	24	14
8	5/16	8	5/16	**A113025/0813**	1/2-20	1/4	1/2-20	27	31.5	27	19
8	5/16	8	5/16	**A113025/0817**	1/2-20	3/8	1/2-20	28.5	36.5	28.5	22
10	3/8	10	3/8	**A113025/1013**	9/16-18	1/4	9/16-18	27	31.5	27	19
10	3/8	10	3/8	**A113025/1017**	9/16-18	3/8	9/16-18	28.5	36.5	28.5	22
10	3/8	10	3/8	**A113025/1021**	9/16-18	1/2	9/16-18	31	43	31	27
12	1/2	12	1/2	**A113025/1213**	3/4-16	1/4	3/4-16	31.5	33.5	31.5	19
12	1/2	12	1/2	**A113025/1217**	3/4-16	3/8	3/4-16	31.5	36.5	31.5	22
12	1/2	12	1/2	**A113025/1221**	3/4-16	1/2	3/4-16	34	43	34	27
12	1/2	12	1/2	**A113025/1226**	3/4-16	3/4	3/4-16	37	49	37	36
14÷16	5/8	14÷16	5/8	**A113025/1617**	7/8-14	3/8	7/8-14	36.5	39.5	36.5	22
14÷16	5/8	14÷16	5/8	**A113025/1621**	7/8-14	1/2	7/8-14	36.5	43	36.5	27
14÷16	5/8	14÷16	5/8	**A113025/1626**	7/8-14	3/4	7/8-14	39.5	49	39.5	36
18-20	3/4	18-20	3/4	**A113025/2021**	1"1/16-12	1/2	1"1/16-12	42	45.5	42	27
18-20	3/4	18-20	3/4	**A113025/2026**	1"1/16-12	3/4	1"1/16-12	42	49	42	36
18-20	3/4	18-20	3/4	**A113025/2033**	1"1/16-12	1"	1"1/16-12	44.5	52	44.5	41
22	7/8	22	7/8	**A113025/2226**	1"3/16-12	3/4	1"3/16-12	44	50.5	44	36
25	1"	25	1"	**A113025/2526**	1"5/16-12	3/4	1"5/16-12	46	52	46	36
25	1"	25	1"	**A113025/2533**	1"5/16-12	1"	1"5/16-12	46	52	46	41
25	1"	25	1"	**A113025/2542**	1"5/16-12	1"1/4	1"5/16-12	51	57	51	50
30-32	1"1/4	30-32	1"1/4	**A113025/3233**	1"5/8-12	1"	1"5/8-12	52	57	52	41
30-32	1"1/4	30-32	1"1/4	**A113025/3242**	1"5/8-12	1"1/4	1"5/8-12	52	57	52	50
38	1"1/2	38	1"1/2	**A113025/3842**	1"7/8-12	1"1/4	1"7/8-12	59	59.5	59	50
38	1"1/2	38	1"1/2	**A113025/3848**	1"7/8-12	1"1/2	1"7/8-12	59	61	59	60
6	1/4	10	3/8	**SA113025/061310**	7/16-20	1/4	9/16-18	27	31.5	27	19
6	1/4	10	3/8	**SA113025/062110**	7/16-20	1/2	9/16-18	31	43	31	27
8	5/16	8	5/16	**SA113025/082108**	1/2-20	1/2	1/2-20	31	43	31	27
10	3/8	10	3/8	**SA113025/101010**	9/16-18	1/8	9/16-18	27	29.5	27	14
10	3/8	12	1/2	**SA113025/101712**	9/16-18	3/8	3/4-16	29	36.5	31.5	22
10	3/8	6	1/4	**SA113025/102106**	9/16-18	1/2	7/16-20	31	43	31	27
10	3/8	10	3/8	**SA113025/103310**	9/16-18	1"	9/16-18	37	52	37	41
14÷16	5/8	14÷16	5/8	**SA113025/161316**	7/8-14	1/4	7/8-14	36.5	37	36.5	19
14÷16	5/8	18-20	3/4	**SA113025/162120**	7/8-14	1/2	1"1/16-12	39.5	45.5	42	27
14÷16	5/8	12	1/2	**SA113025/162612**	7/8-14	3/4	3/4-16	39.5	49	36.5	36
14÷16	5/8	14÷16	5/8	**SA113025/163316**	7/8-14	1"	7/8-14	42.5	52	42.5	41
14÷16	5/8	18-20	3/4	**SA113025/163320**	7/8-14	1"	1"1/16-12	42.5	52	44	41
18-20	3/4	22	7/8	**SA113025/202622**	1"1/16-12	3/4	1"3/16-12	43.5	50.5	44	36
18-20	3/4	18-20	3/4	**SA113025/204220**	1"1/16-12	1"1/4	1"1/16-12	49.5	57.5	49.5	50
18-20	3/4	38	1"1/2	**SA113025/204838**	1"1/16-12	1"1/2	1"7/8-12	53.5	61	59	60
22	7/8	14÷16	5/8	**SA113025/222616**	1"3/16-12	3/4	7/8-14	44	50.5	41	36
25	1"	12	1/2	**SA113025/252612**	1"5/16-12	3/4	3/4-16	46	52	39.5	36
25	1"	18-20	3/4	**SA113025/253320**	1"5/16-12	1"	1"1/16-12	46	52	44	41
25	1"	14÷16	5/8	**SA113025/254216**	1"5/16-12	1"1/4	7/8-14	50.5	57	47	50
38	1"1/2	25	1"	**SA113025/384225**	1"7/8-12	1"1/4	1"5/16-12	59	59.5	54.5	50
38	1"1/2	25	1"	**SA113025/384825**	1"7/8-12	1"1/2	1"5/16-12	59	61	54.5	60

FOR S.P.A. - NORME E DIMENSIONI SOGGETTE A MODIFICHE SENZA PREAVVISO.
FOR S.P.A. - DESIGN DETAILS AND SPECIFICATIONS SUBJECT TO CHANGE WITHOUT PRIOR NOTICE.

RACCORDI PER TUBI SVASATI - 37°

37° - FLARED TUBE CONNECTORS

113135

Terminale orientabile ad "L" JIC cono 37° - GAS cil. (JIS) con O.R. per sedi JIS 2351

Run (AD) tee male JIC - male JIS with O.R. JIS 2351 ports

SEDI PAG.31 / *PORTS PAG.31*

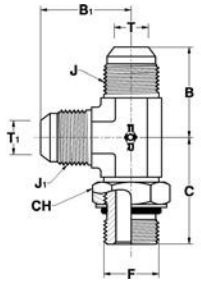

T MM.	T IN.	T1 MM.	T1 IN.	RIFERIMENTO REFERENCE	J UNF-UN	F GAS CIL.JIS	J1 UNF-UN	B	C	B1	CH
6	1/4	6	1/4	**A113135/0610**	7/16-20	1/8	7/16-20	22,5	28	22,5	14
6	1/4	6	1/4	**A113135/0613**	7/16-20	1/4	7/16-20	27	31.5	27	19
6	1/4	6	1/4	**A113135/0617**	7/16-20	3/8	7/16-20	28.5	36.5	28.5	22
6	1/4	6	1/4	**A113135/0621**	7/16-20	1/2	7/16-20	31	43	31	27
8	5/16	8	5/16	**A113135/0810**	1/2-20	1/8	1/2-20	24	27.5	24	14
8	5/16	8	5/16	**A113135/0813**	1/2-20	1/4	1/2-20	27	31.5	27	19
8	5/16	8	5/16	**A113135/0817**	1/2-20	3/8	1/2-20	28.5	36.5	28.5	22
10	3/8	10	3/8	**A113135/1013**	9/16-18	1/4	9/16-18	27	31.5	27	19
10	3/8	10	3/8	**A113135/1017**	9/16-18	3/8	9/16-18	28.5	36.5	28.5	22
10	3/8	10	3/8	**A113135/1021**	9/16-18	1/2	9/16-18	31	43	31	27
12	1/2	12	1/2	**A113135/1213**	3/4-16	1/4	3/4-16	31.5	33.5	31.5	19
12	1/2	12	1/2	**A113135/1217**	3/4-16	3/8	3/4-16	31.5	36.5	31.5	22
12	1/2	12	1/2	**A113135/1221**	3/4-16	1/2	3/4-16	34	43	34	27
12	1/2	12	1/2	**A113135/1226**	3/4-16	3/4	3/4-16	37	49	37	36
14÷16	5/8	14÷16	5/8	**A113135/1617**	7/8-14	3/8	7/8-14	36.5	39.5	36.5	22
14÷16	5/8	14÷16	5/8	**A113135/1621**	7/8-14	1/2	7/8-14	36.5	43	36.5	27
14÷16	5/8	14÷16	5/8	**A113135/1626**	7/8-14	3/4	7/8-14	39.5	49	39.5	36
18-20	3/4	18-20	3/4	**A113135/2021**	1"1/16-12	1/2	1"1/16-12	42	45.5	42	27
18-20	3/4	18-20	3/4	**A113135/2026**	1"1/16-12	3/4	1"1/16-12	42	49	42	36
18-20	3/4	18-20	3/4	**A113135/2033**	1"1/16-12	1"	1"1/16-12	44.5	52	44.5	41
22	7/8	22	7/8	**A113135/2226**	1"3/16-12	3/4	1"3/16-12	44	50.5	44	36
25	1"	25	1"	**A113135/2526**	1"5/16-12	3/4	1"5/16-12	46	52	46	36
25	1"	25	1"	**A113135/2533**	1"5/16-12	1"	1"5/16-12	46	52	46	41
25	1"	25	1"	**A113135/2542**	1"5/16-12	1"1/4	1"5/16-12	51	57	51	50
30-32	1"1/4	30-32	1"1/4	**A113135/3233**	1"5/8-12	1"	1"5/8-12	52	57	52	41
30-32	1"1/4	30-32	1"1/4	**A113135/3242**	1"5/8-12	1"1/4	1"5/8-12	52	57	52	50
38	1"1/2	38	1"1/2	**A113135/3842**	1"7/8-12	1"1/4	1"7/8-12	59	59.5	59	50
38	1"1/2	38	1"1/2	**A113135/3848**	1"7/8-12	1"1/2	1"7/8-12	59	61	59	55
6	1/4	10	3/8	**A113135/061310**	7/16-20	1/4	9/16-18	27	31.5	27	19
6	1/4	10	3/8	**A113135/062110**	7/16-20	1/2	9/16-18	31	43	31	27
8	5/16	8	5/16	**A113135/082108**	1/2-20	1/2	1/2-20	31	43	31	27
10	3/8	10	3/8	**A113135/101010**	9/16-18	1/8	9/16-18	27	29.5	27	14
10	3/8	12	1/2	**A113135/101712**	9/16-18	3/8	3/4-16	29	36.5	31.5	22
10	3/8	6	1/4	**A113135/102106**	9/16-18	1/2	7/16-20	31	43	31	27
10	3/8	10	3/8	**A113135/103310**	9/16-18	1"	9/16-18	37	52	37	41
14÷16	5/8	14÷16	5/8	**A113135/161316**	7/8-14	1/4	7/8-14	36.5	37	36.5	19
14÷16	5/8	18-20	3/4	**A113135/162120**	7/8-14	1/2	1"1/16-12	39.5	45.5	42	27
14÷16	5/8	12	1/2	**A113135/162612**	7/8-14	3/4	3/4-16	39.5	49	36.5	36
14÷16	5/8	14÷16	5/8	**A113135/163316**	7/8-14	1"	7/8-14	42.5	52	42.5	41
14÷16	5/8	18-20	3/4	**A113135/163320**	7/8-14	1"	1"1/16-12	42.5	52	44	41
18-20	3/4	22	7/8	**A113135/202622**	1"1/16-12	3/4	1"3/16-12	43.5	50.5	44	36
18-20	3/4	18-20	3/4	**A113135/204220**	1"1/16-12	1"1/4	1"1/16-12	49.5	57.5	49.5	50
18-20	3/4	38	1"1/2	**A113135/204838**	1"1/16-12	1"1/2	1"7/8-12	53.5	61	59	55
22	7/8	14÷16	5/8	**A113135/222616**	1"3/16-12	3/4	7/8-14	44	50.5	41	36
25	1"	12	1/2	**A113135/252612**	1"5/16-12	3/4	3/4-16	46	52	39.5	36
25	1"	18-20	3/4	**A113135/253320**	1"5/16-12	1"	1"1/16-12	46	52	44	41
25	1"	14÷16	5/8	**A113135/254216**	1"5/16-12	1"1/4	7/8-14	50.5	57	47	50
38	1"1/2	25	1"	**A113135/384225**	1"7/8-12	1"1/4	1"5/16-12	59	59.5	54.5	50
38	1"1/2	25	1"	**A113135/384825**	1"7/8-12	1"1/2	1"5/16-12	59	61	54.5	55

FOR S.P.A. - NORME E DIMENSIONI SOGGETTE A MODIFICHE SENZA PREAVVISO.
FOR S.P.A. - DESIGN DETAILS AND SPECIFICATIONS SUBJECT TO CHANGE WITHOUT PRIOR NOTICE.

RACCORDI PER TUBI SVASATI - 37°

37° - FLARED TUBE CONNECTORS

113036

Terminale orientabile a "L"
JIC cono 37° - Metrico cil.
con O.R. e rondella
per sedi ISO 9974
Run (ADJ) tee male
JIC - male Metric
with O.R. and retaining ring
ISO 9974 ports

SEDI PAG.32 / *PORTS PAG.32*

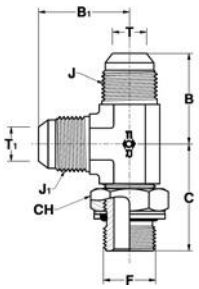

T		T1		RIFERIMENTO REFERENCE	J	F	J1	B	C	B1	CH
MM.	IN.	MM.	IN.		UNF-UN	METRICO METRIC	UNF-UN				
6	1/4	6	1/4	**A113036/0610**	7/16-20	10x1	7/16-20	22,5	27.5	22,5	14
6	1/4	6	1/4	**A113036/0612**	7/16-20	12x1,5	7/16-20	27	31.5	27	17
8	5/16	8	5/16	**A113036/0810**	1/2-20	10x1	1/2-20	24	27.5	24	14
8	5/16	8	5/16	**A113036/0812**	1/2-20	12x1,5	1/2-20	27	31.5	27	17
8	5/16	8	5/16	**A113036/0814**	1/2-20	14x1,5	1/2-20	27	32.5	27	19
10	3/8	10	3/8	**A113036/1014**	9/16-18	14x1,5	9/16-18	27	32.5	27	19
10	3/8	10	3/8	**A113036/1016**	9/16-18	16x1,5	9/16-18	28.5	36.5	28.5	22
12	1/2	12	1/2	**A113036/1216**	3/4-16	16x1,5	3/4-16	31.5	36.5	31.5	22
12	1/2	12	1/2	**A113036/1218**	3/4-16	18x1,5	3/4-16	31.5	39.5	31.5	24
14÷16	5/8	14÷16	5/8	**A113036/1618**	7/8-14	18x1,5	7/8-14	36.5	41.5	36.5	24
14÷16	5/8	14÷16	5/8	**A113036/1620**	7/8-14	20x1,5	7/8-14	36.5	43	36.5	27
14÷16	5/8	14÷16	5/8	**A113036/1622**	7/8-14	22x1,5	7/8-14	36.5	43	36.5	27
18-20	3/4	18-20	3/4	**A113036/2022**	1"1/16-12	22x1,5	1"1/16-12	42	45.5	42	27
18-20	3/4	18-20	3/4	**A113036/2027**	1"1/16-12	27x2	1"1/16-12	42	51.5	42	32
22	7/8	22	7/8	**A113036/2226**	1"3/16-12	26x1,5	1"3/16-12	44	50.5	44	36
25	1"	25	1"	**A113036/2527**	1"5/16-12	27x2	1"5/16-12	46	55	46	32
25	1"	25	1"	**A113036/2533**	1"5/16-12	33x2	1"5/16-12	46	55	46	41
30-32	1"1/4	30-32	1"1/4	**A113036/3242**	1"5/8-12	42x2	1"5/8-12	52	60	52	50
38	1"1/2	38	1"1/2	**A113036/3848**	1"7/8-12	48x2	1"7/8-12	59	67	59	55
6	1/4	6	1/4	**SA113036/061406**	7/16-20	14x1,5	7/16-20	27	32.5	27	19
6	1/4	12	1/2	**SA113036/061812**	7/16-20	18x1,5	3/4-16	29	39.5	31.5	24
8	5/16	12	1/2	**SA113036/081812**	1/2-20	18x1,5	3/4-16	29	39.5	31.5	24
10	3/8	10	3/8	**SA113036/101810**	9/16-18	18x1,5	9/16-18	29	39.5	29	24
10	3/8	14÷16	5/8	**SA113036/102216**	9/16-18	22x1,5	7/8-14	31,50	43	36.5	27
10	3/8	18-20	3/4	**SA113036/102220**	9/16-18	22x1,5	1"1/16-12	34	45,5	42	27
12	1/2	8	5/16	**SA113036/121808**	3/4-16	18x1,5	1/2-20	31.5	39.5	29	24
12	1/2	14÷16	5/8	**SA113036/121816**	3/4-16	18x1,5	7/8-14	33.5	41.5	36.5	24
14÷16	5/8	12	1/2	**SA113036/161812**	7/8-14	18x1,5	3/4-16	36.5	41.5	33.5	24
14÷16	5/8	14÷16	5/8	**SA113036/162616**	7/8-14	26x1,5	7/8-14	39.5	49	39.5	36
18-20	3/4	18-20	3/4	**SA113036/201820**	1"1/16-12	18x1,5	1"1/16-12	42	47	42	24
18-20	3/4	25	1"	**SA113036/202625**	1"1/16-12	26x1,5	1"5/16-12	45	52.5	44	36
25	1"	12	1/2	**SA113036/251812**	1"5/16-12	18x1,5	3/4-16	46	47	39.5	24

FOR S.P.A. - NORME E DIMENSIONI SOGGETTE A MODIFICHE SENZA PREAVVISO.
FOR S.P.A. - DESIGN DETAILS AND SPECIFICATIONS SUBJECT TO CHANGE WITHOUT PRIOR NOTICE.

113113

Terminale orientabile ad "L"
JIC cono 37° - Metrico cil. con O.R.
per sedi ISO 6149
Run (AD)) tee male
JIC - male Metric
with O.R. ISO 6149

SEDI PAG.30 / *PORTS PAG.30*

T		T_1		RIFERIMENTO REFERENCE	J	F	J_1	B	C	B_1	CH
MM.	IN.	MM.	IN.		UNF-UN	METRICO METRIC	UNF-UN				
6	1/4	6	1/4	**A113113/0610**	7/16-20	10x1	7/16-20	22,5	27.5	22,5	14
6	1/4	6	1/4	**A113113/0612**	7/16-20	12x1,5	7/16-20	27	31.5	27	17
8	5/16	8	5/16	**A113113/0810**	1/2-20	10x1	1/2-20	24	27.5	24	14
8	5/16	8	5/16	**A113113/0812**	1/2-20	12x1,5	1/2-20	27	31.5	27	17
8	5/16	8	5/16	**A113113/0814**	1/2-20	14x1,5	1/2-20	27	32.5	27	19
10	3/8	10	3/8	**A113113/1014**	9/16-18	14x1,5	9/16-18	27	32.5	27	19
10	3/8	10	3/8	**A113113/1016**	9/16-18	16x1,5	9/16-18	28.5	36.5	28.5	22
12	1/2	12	1/2	**A113113/1216**	3/4-16	16x1,5	3/4-16	31.5	36.5	31.5	22
12	1/2	12	1/2	**A113113/1218**	3/4-16	18x1,5	3/4-16	31.5	39.5	31.5	24
14÷16	5/8	14÷16	5/8	**A113113/1618**	7/8-14	18x1,5	7/8-14	36.5	41.5	36.5	24
14÷16	5/8	14÷16	5/8	**A113113/1622**	7/8-14	22x1,5	7/8-14	36.5	43	36.5	27
18-20	3/4	18-20	3/4	**A113113/2022**	1"1/16-12	22x1,5	1"1/16-12	42	45.5	42	27
18-20	3/4	18-20	3/4	**A113113/2027**	1"1/16-12	27x2	1"1/16-12	42	51.5	42	32
25	1"	25	1"	**A113113/2527**	1"5/16-12	27x2	1"5/16-12	46	55	46	32
25	1"	25	1"	**A113113/2533**	1"5/16-12	33x2	1"5/16-12	46	55	46	41
30-32	1"1/4	30-32	1"1/4	**A113113/3242**	1"5/8-12	42x2	1"5/8-12	52	60	52	50
38	1"1/2	38	1"1/2	**A113113/3848**	1"7/8-12	48x2	1"7/8-12	59	67	59	55
12	1/2	14÷16	5/8	**SA113113/121816**	3/4-16	18x1,5	7/8-14	33.5	41.5	36.5	24
14÷16	5/8	12	1/2	**SA113113/161812**	7/8-14	18x1,5	3/4-16	36.5	41.5	33.5	24
25	1"	12	1/2	**SA113113/251812**	1"5/16-12	18x1,5	3/4-16	46	47	39.5	24

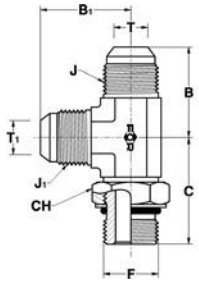

FOR S.P.A. - NORME E DIMENSIONI SOGGETTE A MODIFICHE SENZA PREAVVISO.
FOR S.P.A. - DESIGN DETAILS AND SPECIFICATIONS SUBJECT TO CHANGE WITHOUT PRIOR NOTICE.

RACCORDI PER TUBI SVASATI - 37°

37° - FLARED TUBE CONNECTORS

113047

Terminale a "L"
JIC cono 37° - NPTF
per sedi SAE 476
Run tee male
JIC - male NPTF
taper SAE 476 ports

SEDI PAG.35 / *PORTS PAG.35*

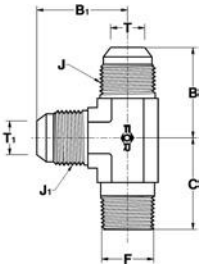

T		T1		RIFERIMENTO REFERENCE	J	F	J1	B	C	B1
MM.	IN.	MM.	IN.		UNF-UN	NPTF	UNF-UN			
6	1/4	6	1/4	**A113047/0610**	7/16-20	1/8	7/16-20	22.5	19.5	22.5
6	1/4	6	1/4	**A113047/0613**	7/16-20	1/4	7/16-20	27	27.5	27
8	5/16	8	5/16	**A113047/0810**	1/2-20	1/8	1/2-20	24	19.5	24
8	5/16	8	5/16	**A113047/0813**	1/2-20	1/4	1/2-20	27	27.5	27
10	3/8	10	3/8	**A113047/1010**	9/16-18	1/8	9/16-18	27	23.5	27
10	3/8	10	3/8	**A113047/1013**	9/16-18	1/4	9/16-18	27	27.5	27
10	3/8	10	3/8	**A113047/1017**	9/16-18	3/8	9/16-18	28.5	31	28.5
10	3/8	10	3/8	**A113047/1021**	9/16-18	1/2	9/16-18	31	37	31
12	1/2	12	1/2	**A113047/1213**	3/4-16	1/4	3/4-16	31.5	31	31.5
12	1/2	12	1/2	**A113047/1217**	3/4-16	3/8	3/4-16	31.5	31	31.5
12	1/2	12	1/2	**A113047/1221**	3/4-16	1/2	3/4-16	34	37	34
12	1/2	12	1/2	**A113047/1226**	3/4-16	3/4	3/4-16	37	40.5	37
14÷16	5/8	14÷16	5/8	**A113047/1617**	7/8-14	3/8	7/8-14	36.5	32	36.5
14÷16	5/8	14÷16	5/8	**A113047/1621**	7/8-14	1/2	7/8-14	36.5	37	36.5
14÷16	5/8	14÷16	5/8	**A113047/1626**	7/8-14	3/4	7/8-14	39.5	40.5	39.5
18-20	3/4	18-20	3/4	**A113047/2021**	1"1/16-12	1/2	1"1/16-12	42	40.5	42
18-20	3/4	18-20	3/4	**A113047/2026**	1"1/16-12	3/4	1"1/16-12	42	40.5	42
22	7/8	22	7/8	**A113047/2226**	1"3/16-12	3/4	1"3/16-12	44	43	44
25	1"	25	1"	**A113047/2526**	1"5/16-12	3/4	1"5/16-12	46	45	46
25	1"	25	1"	**A113047/2533**	1"5/16-12	1"	1"5/16-12	46	50	46
30-32	1"1/4	30-32	1"1/4	**A113047/3233**	1"5/8-12	1"	1"5/8-12	52	59	52
30-32	1"1/4	30-32	1"1/4	**A113047/3242**	1"5/8-12	1"1/4	1"5/8-12	52	60	52
38	1"1/2	38	1"1/2	**A113047/3848**	1"7/8-12	1"1/2	1"7/8-12	59	67	59
25	1"	25	1"	**SA113047/254225**	1"5/16-12	1"1/4	1"5/16-12	50.5	60	50.5

FOR S.P.A. - NORME E DIMENSIONI SOGGETTE A MODIFICHE SENZA PREAVVISO.
FOR S.P.A. - DESIGN DETAILS AND SPECIFICATIONS SUBJECT TO CHANGE WITHOUT PRIOR NOTICE.

113058

Terminale a "L"
JIC cono 37° - GAS conico (BSPT)
per sedi ISO 7
Run tee male
JIC - male BSPT
taper ISO 7 ports

SEDI PAG.35 / *PORTS PAG.35*

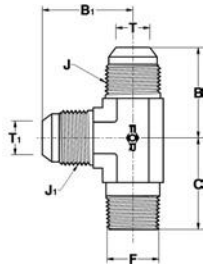

T		T1		RIFERIMENTO REFERENCE	J	F	J1	B	C	B1
MM.	IN.	MM.	IN.		UNF-UN	GAS CON.BSPT	UNF-UN			
6	1/4	6	1/4	**A113058/0610**	7/16-20	1/8	7/16-20	22,5	20.5	22,5
6	1/4	6	1/4	**A113058/0613**	7/16-20	1/4	7/16-20	27	27.5	27
8	5/16	8	5/16	**A113058/0810**	1/2-20	1/8	1/2-20	24	19.5	24
8	5/16	8	5/16	**A113058/0813**	1/2-20	1/4	1/2-20	27	27.5	27
10	3/8	10	3/8	**A113058/1013**	9/16-18	1/4	9/16-18	27	27.5	27
10	3/8	10	3/8	**A113058/1017**	9/16-18	3/8	9/16-18	28.5	31	28.5
10	3/8	10	3/8	**A113058/1021**	9/16-18	1/2	9/16-18	31	37	31
12	1/2	12	1/2	**A113058/1213**	3/4-16	1/4	3/4-16	31.5	31	31.5
12	1/2	12	1/2	**A113058/1217**	3/4-16	3/8	3/4-16	31.5	31	31.5
12	1/2	12	1/2	**A113058/1221**	3/4-16	1/2	3/4-16	34	37	34
14÷16	5/8	14÷16	5/8	**A113058/1617**	7/8-14	3/8	7/8-14	36.5	32	36.5
14÷16	5/8	14÷16	5/8	**A113058/1621**	7/8-14	1/2	7/8-14	36.5	37	36.5
14÷16	5/8	14÷16	5/8	**A113058/1626**	7/8-14	3/4	7/8-14	39.5	40.5	39.5
18-20	3/4	18-20	3/4	**A113058/2021**	1"1/16-12	1/2	1"1/16-12	42	40.5	42
18-20	3/4	18-20	3/4	**A113058/2026**	1"1/16-12	3/4	1"1/16-12	42	40.5	42
18-20	3/4	18-20	3/4	**A113058/2033**	1"1/16-12	1"	1"1/16-12	45	50	45
22	7/8	22	7/8	**A113058/2226**	1"3/16-12	3/4	1"3/16-12	44	43	44
25	1"	25	1"	**A113058/2526**	1"5/16-12	3/4	1"5/16-12	46	44.5	46
25	1"	25	1"	**A113058/2533**	1"5/16-12	1"	1"5/16-12	46	50	46
30-32	1"1/4	30-32	1"1/4	**A113058/3233**	1"5/8-12	1"	1"5/8-12	52	59	52
30-32	1"1/4	30-32	1"1/4	**A113058/3242**	1"5/8-12	1"1/4	1"5/8-12	52	60	52
38	1"1/2	38	1"1/2	**A113058/3848**	1"7/8-12	1"1/2	1"7/8-12	59	67	59

113070

Giunzione a "L" maschi
JIC cono 37° - femmina NPTF
Run tee male
JIC - female NPTF

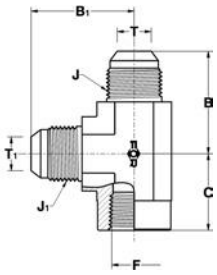

T		T1		RIFERIMENTO REFERENCE	J	F	J1	B	C	B1
MM.	IN.	MM.	IN.		UNF-UN	NPTF	UNF-UN			
6	1/4	6	1/4	**A113070/0610**	7/16-20	1/8	7/16-20	27	16.5	27
6	1/4	6	1/4	**A113070/0613**	7/16-20	1/4	7/16-20	31	22.5	31
8	5/16	8	5/16	**A113070/0810**	1/2-20	1/8	1/2-20	27	16.5	27
8	5/16	8	5/16	**A113070/0813**	1/2-20	1/4	1/2-20	31	22.5	31
10	3/8	10	3/8	**A113070/1010**	9/16-18	1/8	9/16-18	27	16.5	27
10	3/8	10	3/8	**A113070/1013**	9/16-18	1/4	9/16-18	31	22.5	31
10	3/8	10	3/8	**A113070/1017**	9/16-18	3/8	9/16-18	33	26	33
12	1/2	12	1/2	**A113070/1213**	3/4-16	1/4	3/4-16	32	22.5	32
12	1/2	12	1/2	**A113070/1217**	3/4-16	3/8	3/4-16	36	26	36
12	1/2	12	1/2	**A113070/1221**	3/4-16	1/2	3/4-16	39	31	39
14÷16	5/8	14÷16	5/8	**A113070/1621**	7/8-14	1/2	7/8-14	41.5	31	41.5
18-20	3/4	18-20	3/4	**A113070/2021**	1"1/16-12	1/2	1"1/16-12	42	31	42
18-20	3/4	18-20	3/4	**A113070/2026**	1"1/16-12	3/4	1"1/16-12	48	34.5	48
22	7/8	22	7/8	**A113070/2226**	1"3/16-12	3/4	1"3/16-12	47	36	47
25	1"	25	1"	**A113070/2533**	1"5/16-12	1"	1"5/16-12	55	41	55
30-32	1"1/4	30-32	1"1/4	**A113070/3242**	1"5/8-12	1"1/4	1"5/8-12	59	43	59
38	1"1/2	38	1"1/2	**A113070/3848**	1"7/8-12	1"1/2	1"7/8-12	73,5	52,5	73,5

FOR S.P.A. - NORME E DIMENSIONI SOGGETTE A MODIFICHE SENZA PREAVVISO.
FOR S.P.A. - DESIGN DETAILS AND SPECIFICATIONS SUBJECT TO CHANGE WITHOUT PRIOR NOTICE.

RACCORDI PER TUBI SVASATI - 37°

37° - FLARED TUBE CONNECTORS

113081

Giunzione a "L" maschi
JIC cono 37° - femmina
GAS cil. (BSPP)
Run tee male
JIC - female BSPP

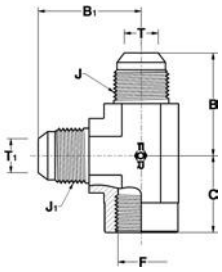

T		T1		RIFERIMENTO REFERENCE	J	F	J1	B	C	B1
MM.	IN.	MM.	IN.		UNF-UN	GAS CIL.JIS	UNF-UN			
6	1/4	6	1/4	**A113081/0610**	7/16-20	1/8	7/16-20	27	16.5	27
6	1/4	6	1/4	**A113081/0613**	7/16-20	1/4	7/16-20	31	22.5	31
6	1/4	6	1/4	**A113081/0617**	7/16-20	3/8	7/16-20	33	26	33
8	5/16	8	5/16	**A113081/0810**	1/2-20	1/8	1/2-20	27	16.5	27
8	5/16	8	5/16	**A113081/0813**	1/2-20	1/4	1/2-20	31	22.5	31
10	3/8	10	3/8	**A113081/1013**	9/16-18	1/4	9/16-18	31	22.5	31
10	3/8	10	3/8	**A113081/1017**	9/16-18	3/8	9/16-18	33	26	33
10	3/8	10	3/8	**A113081/1021**	9/16-18	1/2	9/16-18	36	31	36
12	1/2	12	1/2	**A113081/1213**	3/4-16	1/4	3/4-16	32	22.5	32
12	1/2	12	1/2	**A113081/1217**	3/4-16	3/8	3/4-16	36	26	36
12	1/2	12	1/2	**A113081/1221**	3/4-16	1/2	3/4-16	39	31	39
14÷16	5/8	14÷16	5/8	**A113081/1621**	7/8-14	1/2	7/8-14	41.5	31	41.5
18-20	3/4	18-20	3/4	**A113081/2021**	1"1/16-12	1/2	1"1/16-12	42	31	42
18-20	3/4	18-20	3/4	**A113081/2026**	1"1/16-12	3/4	1"1/16-12	48	34.5	48
22	7/8	22	7/8	**A113081/2226**	1"3/16-12	3/4	1"3/16-12	47	36	47
25	1"	25	1"	**A113081/2533**	1"5/16-12	1"	1"5/16-12	55	41	55
30-32	1"1/4	30-32	1"1/4	**A113081/3233**	1"5/8-12	1"	1"5/8-12	55	41	55
30-32	1"1/4	30-32	1"1/4	**A113081/3242**	1"5/8-12	1"1/4	1"5/8-12	59	43	59
38	1"1/2	38	1"1/2	**A113081/3842**	1"7/8-12	1"1/4	1"7/8-12	59	43	59
38	1"1/2	38	1"1/2	**A113081/3848**	1"7/8-12	1"1/2	1"7/8-12	73,5	52,5	73,5

FOR S.P.A. - NORME E DIMENSIONI SOGGETTE A MODIFICHE SENZA PREAVVISO.
FOR S.P.A. - DESIGN DETAILS AND SPECIFICATIONS SUBJECT TO CHANGE WITHOUT PRIOR NOTICE.

114004

Giunzione a "L" passaparatia maschi JIC cono 37°
Bulkhead run tee male JIC

T MM.	T IN.	RIFERIMENTO REFERENCE	J UNF-UN	B	C	D	A	CH
6	1/4	**A114004/06**	7/16-20	24.5	40.5	28,5	65	17
8	5/16	**A114004/08**	1/2-20	26	41	28,5	67	19
10	3/8	**A114004/10**	9/16-18	27.5	46	30	73.5	22
12	1/2	**A114004/12**	3/4-16	34.5	53.5	35	88	24
14÷16	5/8	**A114004/16**	7/8-14	39.5	60.5	38,5	100	30
18-20	3/4	**A114004/20**	1"1/16-12	45	68	42,5	113	36
22	7/8	**A114004/22**	1"3/16-12	47	69	42,5	116	38
25	1"	**A114004/25**	1"5/16-12	49	71	42,5	120	41
30-32	1"1/4	**A114004/32**	1"5/8-12	55	79	44	134	50
38	1"1/2	**A114004/38**	1"7/8-12	59	87	44	146	55

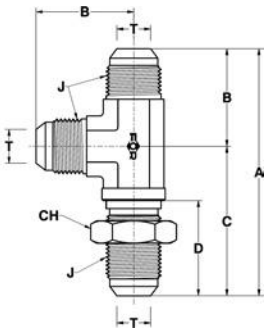

115005

Giunzione a croce maschi JIC cono 37°
Union cross male JIC

T MM.	T IN.	RIFERIMENTO REFERENCE	J UNF-UN	B	A
6	1/4	**A115005/06**	7/16-20	22,5	45
8	5/16	**A115005/08**	1/2-20	24	48
10	3/8	**A115005/10**	9/16-18	27	54
12	1/2	**A115005/12**	3/4-16	31.5	63
14÷16	5/8	**A115005/16**	7/8-14	36.5	73
18-20	3/4	**A115005/20**	1"1/16-12	42	84
22	7/8	**A115005/22**	1"3/16-12	44	88
25	1"	**A115005/25**	1"5/16-12	46	92
30-32	1"1/4	**A115005/32**	1"5/8-12	52	104
38	1"1/2	**A115005/38**	1"7/8-12	59	118

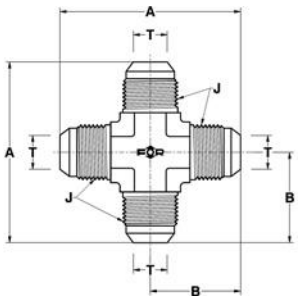

FOR S.P.A. - NORME E DIMENSIONI SOGGETTE A MODIFICHE SENZA PREAVVISO.
FOR S.P.A. - DESIGN DETAILS AND SPECIFICATIONS SUBJECT TO CHANGE WITHOUT PRIOR NOTICE.

RACCORDI PER TUBI SVASATI - 37°

37° - FLARED TUBE CONNECTORS

402008

Flangia diritta maschio
JIC cono 37° - SAE 3000 PSI
Straight male
JIC - SAE 3000 PSI flange

SEDI PAG.40 / *PORTS PAG.40*

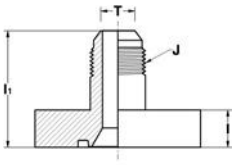

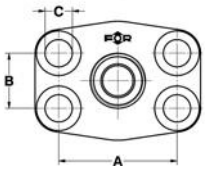

DN SIZE	T MM.	T IN.	RIFERIMENTO REFERENCE	J UNF-UN	I1	A	B	C	I
1/2	12	1/2	**A402008/1212**	3/4-16	41	38,10	17,48	9	14
1/2	14÷16	5/8	**A402008/1216**	7/8-14	44	38,10	17,48	9	14
1/2	18-20	3/4	**A402008/1220**	1"1/16-12	46	38,10	17,48	9	14
3/4	14÷16	5/8	**A402008/1916**	7/8-14	47	47,63	22,23	11	15
3/4	18-20	3/4	**A402008/1920**	1"1/16-12	49	47,63	22,23	11	15
3/4	25	1"	**A402008/1925**	1"5/16-12	50	47,63	22,23	11	15
1"	18-20	3/4	**A402008/2520**	1"1/16-12	51	52,37	26,19	11	17
1"	25	1"	**A402008/2525**	1"5/16-12	52	52,37	26,19	11	17
1"	30-32	1"1/4	**A402008/2532**	1"5/8-12	54	52,37	26,19	11	17
1"1/4	25	1"	**A402008/3225**	1"5/16-12	56	58.72	30,18	11,5	21
1"1/4	30-32	1"1/4	**A402008/3232**	1"5/8-12	58	58,72	30,18	11,5	21
1"1/4	38	1"1/2	**A402008/3238**	1"7/8-12	61	58.72	30,18	11,5	21
1"1/2	30-32	1"1/4	**A402008/3832**	1"5/8-12	64	69.85	35,71	13,5	24
1"1/2	38	1"1/2	**A402008/3838**	1"7/8-12	67	69.85	35,71	13,5	24
1"1/2	25	1"	**SA402008/3825**	1"5/16-12	62.5	69.85	35,71	13,5	24

402503

Flangia diritta maschio
JIC cono 37° - SAE 6000 PSI
Straight male
JIC - SAE 6000 PSI flange

SEDI PAG.40 / *PORTS PAG.40*

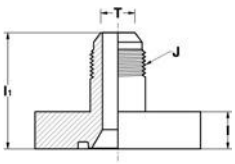

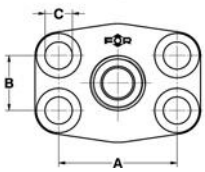

DN SIZE	T MM.	T IN.	RIFERIMENTO REFERENCE	J UNF-UN	I1	A	B	C	I
1/2	12	1/2	**A402503/1212**	3/4-16	42	40,49	18,24	9	15
1/2	14÷16	5/8	**A402503/1216**	7/8-14	45	40,49	18,24	9	15
1/2	18-20	3/4	**A402503/1220**	1"1/16-12	47	40,49	18,24	9	15
3/4	14÷16	5/8	**A402503/1916**	7/8-14	49	50,80	23,80	11	17
3/4	18-20	3/4	**A402503/1920**	1"1/16-12	51	50,80	23,80	11	17
3/4	25	1"	**A402503/1925**	1"5/16-12	52	50,80	23,80	11	17
1"	18-20	3/4	**A402503/2520**	1"1/16-12	58	57,15	27,76	13	21
1"	25	1"	**A402503/2525**	1"5/16-12	59	57,15	27,76	13	21
1"	30-32	1"1/4	**A402503/2532**	1"5/8-12	61	57,15	27,76	13	21
1"1/4	25	1"	**A402503/3225**	1"5/16-12	64	66,68	31,75	15	24
1"1/4	30-32	1"1/4	**A402503/3232**	1"5/8-12	66	66,68	31,75	15	24
1"1/4	38	1"1/2	**A402503/3238**	1"7/8-12	69	66,68	31,75	15	24
1"1/2	30-32	1"1/4	**A402503/3832**	1"5/8-12	70	79,38	36,50	17	27
1"1/2	38	1"1/2	**A402503/3838**	1"7/8-12	73	79,38	36,50	17	27
1/2	10	3/8	**SA402503/1210**	9/16-18	39.5	40,49	18,24	9	15
3/4	30-32	1"1/4	**SA402503/1932**	1"5/8-12	54	50,80	23,80	11	17
1"1/2	25	1"	**SA402503/3825**	1"5/16-12	70	79,38	36,50	17	27

FOR S.P.A. - NORME E DIMENSIONI SOGGETTE A MODIFICHE SENZA PREAVVISO.
FOR S.P.A. - DESIGN DETAILS AND SPECIFICATIONS SUBJECT TO CHANGE WITHOUT PRIOR NOTICE.

407035

Flangia 90° maschio
JIC cono 37° - SAE 3000 PSI
90° male
JIC - SAE 3000 PSI flange

SEDI PAG.40 / *PORTS PAG.40*

DN SIZE	T MM.	T IN.	RIFERIMENTO REFERENCE	J UNF-UN	l_1	l	A	B	C
1/2	12	1/2	**A407035/1212**	3/4-16	40	17	38,10	17.48	9
1/2	14÷16	5/8	**A407035/1216**	7/8-14	42	17	38,10	17.48	9
1/2	18-20	3/4	**A407035/1220**	1"1/16-12	43	20	38,10	17.48	9
3/4	14÷16	5/8	**A407035/1916**	7/8-14	45	20	47.63	22.23	11
3/4	18-20	3/4	**A407035/1920**	1"1/16-12	47	20	47.63	22.23	11
3/4	25	1"	**A407035/1925**	1"5/16-12	48	25	47.63	22.23	11
1"	18-20	3/4	**A407035/2520**	1"1/16-12	50	20	52.37	26.19	11
1"	25	1"	**A407035/2525**	1"5/16-12	51	25	52.37	26.19	11
1"	30-32	1"1/4	**A407035/2532**	1"5/8-12	53	31	52.37	26.19	11
1"1/4	25	1"	**A407035/3225**	1"5/16-12	56	25	58.72	30.18	11,5
1"1/4	30-32	1"1/4	**A407035/3232**	1"5/8-12	58	31	58.72	30.18	11,5
1"1/4	38	1"1/2	**A407035/3238**	1"7/8-12	61	37	58.72	30.18	11,5
1"1/2	30-32	1"1/4	**A407035/3832**	1"5/8-12	63	31	69.85	35.71	13,5
1"1/2	38	1"1/2	**A407035/3838**	1"7/8-12	66	37	69.85	35.71	13,5
1"	12	1/2	**SA407035/2512**	3/4-16	46	20	52.37	26.19	11

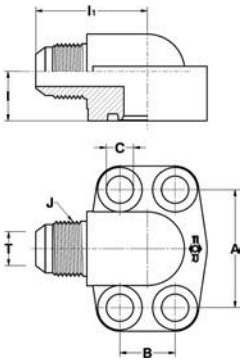

407530

Flangia 90° maschio
JIC cono 37° - SAE 6000 PSI
90° male
JIC - SAE 6000 PSI flange

SEDI PAG.40 / *PORTS PAG.40*

DN SIZE	T MM.	T IN.	RIFERIMENTO REFERENCE	J UNF-UN	l_1	l	A	B	C
1/2	12	1/2	**A407530/1212**	3/4-16	40	17	40.49	18.24	9
1/2	14÷16	5/8	**A407530/1216**	7/8-14	42	17	40.49	18.24	9
1/2	18-20	3/4	**A407530/1220**	1"1/16-12	43	20	40.49	18.24	9
3/4	14÷16	5/8	**A407530/1916**	7/8-14	49	20	50,80	23,80	11
3/4	18-20	3/4	**A407530/1920**	1"1/16-12	51	20	50,80	23,80	11
3/4	25	1"	**A407530/1925**	1"5/16-12	52	25	50,80	23,80	11
1"	18-20	3/4	**A407530/2520**	1"1/16-12	55	25	57.15	27.76	13
1"	25	1"	**A407530/2525**	1"5/16-12	56	25	57.15	27.76	13
1"	30-32	1"1/4	**A407530/2532**	1"5/8-12	58	31	57.15	27.76	13
1"1/4	25	1"	**A407530/3225**	1"5/16-12	56	31	66.68	31.75	15
1"1/4	30-32	1"1/4	**A407530/3232**	1"5/8-12	63	31	66.68	31.75	15
1"1/4	38	1"1/2	**A407530/3238**	1"7/8-12	63	37	66.68	31.75	15
1"1/2	30-32	1"1/4	**A407530/3832**	1"5/8-12	67	37	79.38	36,50	17
1"1/2	38	1"1/2	**A407530/3838**	1"7/8-12	70	37	79.38	36,50	17
3/4	22	7/8	**SA407530/1922**	1"3/16-12	52	25	50,80	23,80	11
1"	12	1/2	**SA407530/2512**	3/4-16	56	25	57.15	27.76	13
1"	38	1"1/2	**SA407530/2538**	1"7/8-12	61	37	57.15	27.76	13

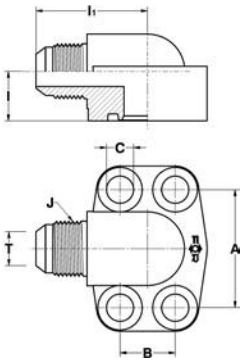

FOR S.P.A. - NORME E DIMENSIONI SOGGETTE A MODIFICHE SENZA PREAVVISO.
FOR S.P.A. - DESIGN DETAILS AND SPECIFICATIONS SUBJECT TO CHANGE WITHOUT PRIOR NOTICE.

RACCORDI PER TUBI SVASATI - 37°

37° - FLARED TUBE CONNECTORS

405001

Flangia 45° orientabile maschio
JIC cono 37° - SAE 3000 PSI
45° (ADJ) male
JIC - SAE 3000 PSI flange

SEDI PAG.40 / *PORTS PAG.40*

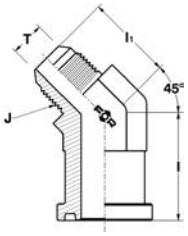

DN	T		RIFERIMENTO REFERENCE	J	I1	I	A	B
SIZE	MM.	IN.		UNF-UN				
1/2	12	1/2	**A405001/1212**	3/4-16	26	37	38,10	17,48
1/2	14÷16	5/8	**A405001/1216**	7/8-14	28	37	38,10	17,48
3/4	14÷16	5/8	**A405001/1916**	7/8-14	33	42	47,63	22,23
3/4	18-20	3/4	**A405001/1920**	1"1/16-12	34	42	47,63	22,23
3/4	25	1"	**A405001/1925**	1"5/16-12	35	42	47,63	22,23
1"	18-20	3/4	**A405001/2520**	1"1/16-12	36	42	52,37	26,19
1"	25	1"	**A405001/2525**	1"5/16-12	37	42	52,37	26,19
1"	30-32	1"1/4	**A405001/2532**	1"5/8-12	39	42	52,37	26,19
1"1/4	25	1"	**A405001/3225**	1"5/16-12	37	42	58,72	30,18
1"1/4	30-32	1"1/4	**A405001/3232**	1"5/8-12	39	42	58,72	30,18
1"1/2	30-32	1"1/4	**A405001/3832**	1"5/8-12	43	50	69,85	35,71
1"1/2	38	1"1/2	**A405001/3838**	1"7/8-12	45	50	69,85	35,71

405506

Flangia 45° orientabile maschio
JIC cono 37° - SAE 6000 PSI
45° (ADJ) male
JIC - SAE 6000 PSI flange

SEDI PAG.40 / *PORTS PAG.40*

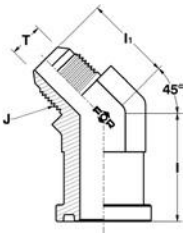

DN	T		RIFERIMENTO REFERENCE	J	I1	I	A	B
SIZE	MM.	IN.		UNF-UN				
1/2	12	1/2	**A405506/1212**	3/4-16	26	38	40,49	18,24
1/2	14÷16	5/8	**A405506/1216**	7/8-14	28	38	40,49	18,24
3/4	14÷16	5/8	**A405506/1916**	7/8-14	33	42	50,80	23,80
3/4	18-20	3/4	**A405506/1920**	1"1/16-12	35	42	50,80	23,80
3/4	25	1"	**A405506/1925**	1"5/16-12	36	42	50,80	23,80
1"	18-20	3/4	**A405506/2520**	1"1/16-12	37	53	57,15	27,76
1"	25	1"	**A405506/2525**	1"5/16-12	38	53	57,15	27,76
1"	30-32	1"1/4	**A405506/2532**	1"5/8-12	40	60	57,15	27,76
1"1/4	25	1"	**A405506/3225**	1"5/16-12	40	60	66,68	31,75
1"1/4	30-32	1"1/4	**A405506/3232**	1"5/8-12	41	60	66,68	31,75
1"1/2	30-32	1"1/4	**A405506/3832**	1"5/8-12	43	70	79,38	36,50
1"1/2	38	1"1/2	**A405506/3838**	1"7/8-12	45	70	79,38	36,50
1/2	18-20	3/4	**SA405506/1220**	1"1/16-12	35	42	40,49	18,24

SEMIFLANGE
(RIF. PER ORDINE PAG. 431)
SPLIT FLANGES
(REF. OF ORDER PAG. 431)

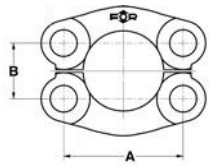

FOR S.P.A. - NORME E DIMENSIONI SOGGETTE A MODIFICHE SENZA PREAVVISO.
FOR S.P.A. - DESIGN DETAILS AND SPECIFICATIONS SUBJECT TO CHANGE WITHOUT PRIOR NOTICE.

407002

Flangia 90° orientabile maschio
JIC cono 37° - SAE 3000 PSI
90° (ADJ) male
JIC - SAE 3000 PSI flange

SEDI PAG.40 / *PORTS PAG.40*

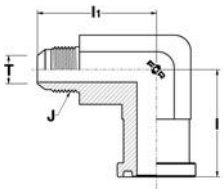

DN SIZE	T MM.	T IN.	RIFERIMENTO REFERENCE	J UNF-UN	I1	I	A	B
1/2	12	1/2	**A407002/1212**	3/4-16	48	42	38,10	17,48
1/2	14÷16	5/8	**A407002/1216**	7/8-14	50	42	38,10	17,48
3/4	14÷16	5/8	**A407002/1916**	7/8-14	58	52	47.63	22,23
3/4	18-20	3/4	**A407002/1920**	1"1/16-12	60	52	47.63	22,23
3/4	25	1"	**A407002/1925**	1"5/16-12	61	52	47.63	22,23
1"	18-20	3/4	**A407002/2520**	1"1/16-12	61	54	52.37	26,19
1"	25	1"	**A407002/2525**	1"5/16-12	62	54	52.37	26,19
1"	30-32	1"1/4	**A407002/2532**	1"5/8-12	66	56	52.37	26,19
1"1/4	25	1"	**A407002/3225**	1"5/16-12	66	54	58.72	30,18
1"1/4	30-32	1"1/4	**A407002/3232**	1"5/8-12	68	54	58.72	30,18
1"1/2	30-32	1"1/4	**A407002/3832**	1"5/8-12	75	61	69.85	35,71
1"1/2	38	1"1/2	**A407002/3838**	1"7/8-12	78	61	69.85	35,71
3/4	10	3/8	**SA407002/1910**	9/16-18	53	52	47.63	22,23
1"	38	1"1/2	**SA407002/2538**	1"7/8-12	78	76	52.37	26,19
1"1/4	18-20	3/4	**SA407002/3220**	1"1/16-12	63.5	59	58.72	30,18

407507

Flangia 90° orientabile maschio
JIC cono 37° - SAE 6000 PSI
90° (ADJ) male
JIC - SAE 6000 PSI flange

SEDI PAG.40 / *PORTS PAG.40*

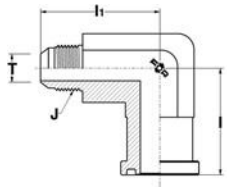

DN SIZE	T MM.	T IN.	RIFERIMENTO REFERENCE	J UNF-UN	I1	I	A	B
1/2	12	1/2	**A407507/1212**	3/4-16	49	43	40.49	18.24
1/2	14÷16	5/8	**A407507/1216**	7/8-14	51	43	40.49	18.24
3/4	14÷16	5/8	**A407507/1916**	7/8-14	59	54	50,80	23,80
3/4	18-20	3/4	**A407507/1920**	1"1/16-12	61	54	50,80	23,80
3/4	25	1"	**A407507/1925**	1"5/16-12	62	54	50,80	23,80
1"	18-20	3/4	**A407507/2520**	1"1/16-12	65	62	57.15	27.76
1"	25	1"	**A407507/2525**	1"5/16-12	66	65	57.15	27.76
1"	30-32	1"1/4	**A407507/2532**	1"5/8-12	73	70	57.15	27.76
1"1/4	25	1"	**A407507/3225**	1"5/16-12	73	70	66.68	31.75
1"1/4	30-32	1"1/4	**A407507/3232**	1"5/8-12	75	70	66.68	31.75
1"1/2	30-32	1"1/4	**A407507/3832**	1"5/8-12	85	80	79.38	36,50
1"1/2	38	1"1/2	**A407507/3838**	1"7/8-12	88	80	79.38	36,50
1/2	18-20	3/4	**SA407507/1220**	1"1/16-12	61	53	40.49	18.24
3/4	30-32	1"1/4	**SA407507/1932**	1"5/8-12	75	70	50,80	23,80
1"1/4	38	1"1/2	**SA407507/3238**	1"7/8-12	88	80	66.68	31.75
1"1/2	25	1"	**SA407507/3825**	1"5/16-12	83,5	80	79.38	36,50

SEMIFLANGE
(RIF. PER ORDINE PAG. 431)
SPLIT FLANGES
(REF. OF ORDER PAG. 431)

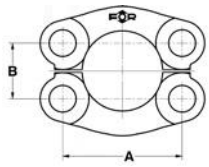

FOR S.P.A. - NORME E DIMENSIONI SOGGETTE A MODIFICHE SENZA PREAVVISO.
FOR S.P.A. - DESIGN DETAILS AND SPECIFICATIONS SUBJECT TO CHANGE WITHOUT PRIOR NOTICE.

RACCORDI PER TUBI SVASATI - 37°

37° - FLARED TUBE CONNECTORS

411006

Flangia a "T" orientabile maschi JIC cono 37° - SAE 3000 PSI
Branch (ADJ) tee male JIC - SAE 3000 PSI flange

SEDI PAG.40 / *PORTS PAG.40*

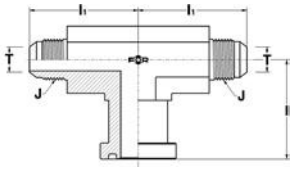

DN SIZE	T MM.	T IN.	RIFERIMENTO REFERENCE	J UNF-UN	I1	I	A	B
1/2	12	1/2	**A411006/1212**	3/4-16	48	42	38,10	17,48
1/2	14÷16	5/8	**A411006/1216**	7/8-14	50	42	38,10	17,48
3/4	14÷16	5/8	**A411006/1916**	7/8-14	58	52	47,63	22,23
3/4	18-20	3/4	**A411006/1920**	1"1/16-12	60	52	47,63	22,23
3/4	25	1"	**A411006/1925**	1"5/16-12	61	52	47,63	22,23
1"	18-20	3/4	**A411006/2520**	1"1/16-12	61	54	52.37	26.19
1"	25	1"	**A411006/2525**	1"5/16-12	62	54	52.37	26.19
1"	30-32	1"1/4	**A411006/2532**	1"5/8-12	66	54	52.37	26.19
1"1/4	25	1"	**A411006/3225**	1"5/16-12	66	54	58.72	30.18
1"1/4	30-32	1"1/4	**A411006/3232**	1"5/8-12	68	54	58.72	30.18
1"1/2	30-32	1"1/4	**A411006/3832**	1"5/8-12	75	61	69,85	35,71
1"1/2	38	1"1/2	**A411006/3838**	1"7/8-12	78	61	69,85	35,71

411501

Flangia a "T" orientabile maschi JIC cono 37° - SAE 6000 PSI
Branch (ADJ) tee male JIC - SAE 6000 PSI flange

SEDI PAG.40 / *PORTS PAG.40*

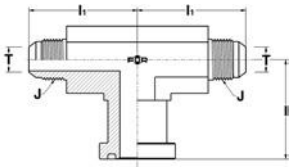

DN SIZE	T MM.	T IN.	RIFERIMENTO REFERENCE	J UNF-UN	I1	I	A	B
1/2	12	1/2	**A411501/1212**	3/4-16	49	43	40,49	18,24
1/2	14÷16	5/8	**A411501/1216**	7/8-14	51	43	40,49	18,24
3/4	14÷16	5/8	**A411501/1916**	7/8-14	59	54	50,80	23,80
3/4	18-20	3/4	**A411501/1920**	1"1/16-12	61	54	50,80	23,80
3/4	25	1"	**A411501/1925**	1"5/16-12	62	54	50,80	23,80
1"	18-20	3/4	**A411501/2520**	1"1/16-12	65	65	57.15	27.76
1"	25	1"	**A411501/2525**	1"5/16-12	66	65	57.15	27.76
1"	30-32	1"1/4	**A411501/2532**	1"5/8-12	73	70	57.15	27.76
1"1/4	25	1"	**A411501/3225**	1"5/16-12	73	70	66.68	31.75
1"1/4	30-32	1"1/4	**A411501/3232**	1"5/8-12	75	70	66.68	31.75
1"1/2	30-32	1"1/4	**A411501/3832**	1"5/8-12	85	80	79,38	36,50
1"1/2	38	1"1/2	**A411501/3838**	1"7/8-12	88	80	79,38	36,50

SEMIFLANGE
(RIF. PER ORDINE PAG. 431)
SPLIT FLANGES
(REF. OF ORDER PAG. 431)

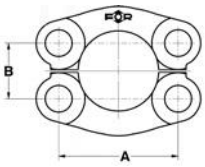

FOR S.P.A. - NORME E DIMENSIONI SOGGETTE A MODIFICHE SENZA PREAVVISO.
FOR S.P.A. - DESIGN DETAILS AND SPECIFICATIONS SUBJECT TO CHANGE WITHOUT PRIOR NOTICE.

413008

Flangia a "L" orientabile maschi
JIC cono 37° - SAE 3000 PSI
Run (AD) tee male
JIC - SAE 3000 PSI flange

SEDI PAG.40 / *PORTS PAG.40*

413503

Flangia a "L" orientabile maschi
JIC cono 37° - SAE 6000 PSI
Run (AD) tee male
JIC - SAE 6000 PSI flange

SEDI PAG.40 / *PORTS PAG.40*

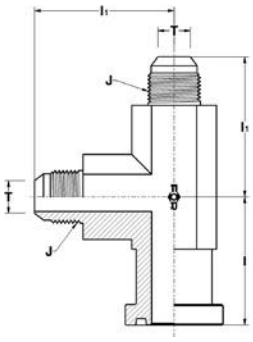

DN SIZE	T MM.	T IN.	RIFERIMENTO REFERENCE	J UNF-UN	I1	I	A	B
1/2	12	1/2	**A413008/1212**	3/4-16	48	42	38,10	17,48
1/2	14÷16	5/8	**A413008/1216**	7/8-14	50	42	38,10	17,48
3/4	14÷16	5/8	**A413008/1916**	7/8-14	58	52	47.63	22.23
3/4	18-20	3/4	**A413008/1920**	1"1/16-12	60	52	47.63	22.23
3/4	25	1"	**A413008/1925**	1"5/16-12	61	52	47.63	22.23
1"	18-20	3/4	**A413008/2520**	1"1/16-12	61	54	52.37	26.19
1"	25	1"	**A413008/2525**	1"5/16-12	62	54	52.37	26.19
1"	30-32	1"1/4	**A413008/2532**	1"5/8-12	66	54	52.37	26.19
1"1/4	25	1"	**A413008/3225**	1"5/16-12	66	54	58.72	30.18
1"1/4	30-32	1"1/4	**A413008/3232**	1"5/8-12	68	54	58.72	30.18
1"1/2	30-32	1"1/4	**A413008/3832**	1"5/8-12	75	61	69,85	35,71
1"1/2	38	1"1/2	**A413008/3838**	1"7/8-12	78	61	69,85	35,71
1/2	12	1/2	**A413503/1212**	3/4-16	49	43	40,49	18,24
1/2	14÷16	5/8	**A413503/1216**	7/8-14	51	43	40,49	18,24
3/4	14÷16	5/8	**A413503/1916**	7/8-14	59	54	50,80	23,80
3/4	18-20	3/4	**A413503/1920**	1"1/16-12	61	54	50,80	23,80
3/4	25	1"	**A413503/1925**	1"5/16-12	62	54	50,80	23,80
1"	18-20	3/4	**A413503/2520**	1"1/16-12	65	65	57.15	27.76
1"	25	1"	**A413503/2525**	1"5/16-12	66	65	57.15	27.76
1"	30-32	1"1/4	**A413503/2532**	1"5/8-12	73	70	57.15	27.76
1"1/4	25	1"	**A413503/3225**	1"5/16-12	73	70	66.68	31.75
1"1/4	30-32	1"1/4	**A413503/3232**	1"5/8-12	75	70	66.68	31.75
1"1/2	30-32	1"1/4	**A413503/3832**	1"5/8-12	85	80	79,38	36,50
1"1/2	38	1"1/2	**A413503/3838**	1"7/8-12	88	80	79,38	36,50

SEMIFLANGE
(RIF. PER ORDINE PAG. 431)
SPLIT FLANGES
(REF. OF ORDER PAG. 431)

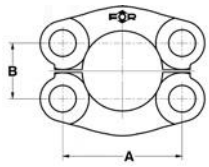

FOR S.P.A. - NORME E DIMENSIONI SOGGETTE A MODIFICHE SENZA PREAVVISO.
FOR S.P.A. - DESIGN DETAILS AND SPECIFICATIONS SUBJECT TO CHANGE WITHOUT PRIOR NOTICE.

RACCORDI PER TUBI SVASATI - 37°

37° - FLARED TUBE CONNECTORS

402130

Flangia diritta maschio
JIC cono 37° - interasse metrico
4 fori per viti standard
Straight male
JIC - 4 bolts metric
flange std. screw

SEDI PAG.42 / *PORTS PAG.42*

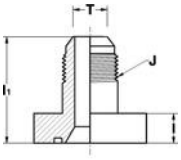

DN SIZE	T MM.	T IN.	RIFERIMENTO REFERENCE	J UNF-UN	I_1	A	C	I
10	10	3/8	**A402130/1010**	9/16-18	30	26	5,5	7
12	10	3/8	**A402130/1210**	9/16-18	35	30	7	9
12	12	1/2	**A402130/1212**	3/4-16	35	30	7	9
15	12	1/2	**A402130/1512**	3/4-16	38	35	7	10
15	14÷16	5/8	**A402130/1516**	7/8-14	40	35	7	10
20	12	1/2	**A402130/2012**	3/4-16	41	40	7	12
20	14÷16	5/8	**A402130/2016**	7/8-14	43	40	7	12
20	18-20	3/4	**A402130/2020**	1"1/16-12	45	40	7	12
26	18-20	3/4	**A402130/2620**	1"1/16-12	51	55	9	16
26	22	7/8	**A402130/2622**	1"3/16-12	52	55	9	16
26	25	1"	**A402130/2625**	1"5/16-12	52	55	9	16
26	30-32	1"1/4	**A402130/2632**	1"5/8-12	53	55	9	16
31	25	1"	**A402130/3125**	1"5/16-12	55	61	11	18
31	30-32	1"1/4	**A402130/3132**	1"5/8-12	57	61	11	18
32	25	1"	**A402130/3225**	1"5/16-12	57	62	11	18
32	30-32	1"1/4	**A402130/3232**	1"5/8-12	59	62	11	18
12	14÷16	5/8	**SA402130/1216**	7/8-14	43	30	7	9
15	18-20	3/4	**SA402130/1520**	1"1/16-12	44	35	7	10

402131

Flangia diritta maschio
JIC cono 37° - interasse metrico
4 fori per viti maggiorate
Straight male
JIC - 4 bolts metric
flange heavy screw

SEDI PAG.42 / *PORTS PAG.42*

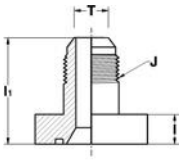

DN SIZE	T MM.	T IN.	RIFERIMENTO REFERENCE	J UNF-UN	I_1	A	C	I
12	10	3/8	**A402131/1210**	9/16-18	35	30	8,5	9
12	12	1/2	**A402131/1212**	3/4-16	35	30	8,5	9
15	12	1/2	**A402131/1512**	3/4-16	38	35	8,5	10
15	14÷16	5/8	**A402131/1516**	7/8-14	40	35	8,5	10
20	12	1/2	**A402131/2012**	3/4-16	41	40	8,5	12
20	14÷16	5/8	**A402131/2016**	7/8-14	43	40	8,5	12
20	18-20	3/4	**A402131/2020**	1"1/16-12	45	40	8,5	12
25	18-20	3/4	**A402131/2520**	1"1/16-12	51	51	11	16
25	22	7/8	**A402131/2522**	1"3/16-12	52	51	11	16
25	25	1"	**A402131/2525**	1"5/16-12	52	51	11	16
32	25	1"	**A402131/3225**	1"5/16-12	57	62	13	18
32	30-32	1"1/4	**A402131/3232**	1"5/8-12	59	62	13	18
40	30-32	1"1/4	**A402131/4032**	1"5/8-12	62	72,5	13	21
40	38	1"1/2	**A402131/4038**	1"7/8-12	65	72,5	13	21
20	25	1"	**SA402131/2025**	1"5/16-12	55	40	8,5	12

FOR S.P.A. - NORME E DIMENSIONI SOGGETTE A MODIFICHE SENZA PREAVVISO.
FOR S.P.A. - DESIGN DETAILS AND SPECIFICATIONS SUBJECT TO CHANGE WITHOUT PRIOR NOTICE.

407123

Flangia 90° maschio
JIC cono 37° - interasse metrico
3 fori per viti standard
90° male JIC - 3 bolts metric
flange std. screw

SEDI PAG.42 / *PORTS PAG.42*

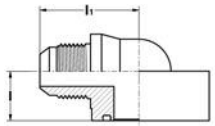

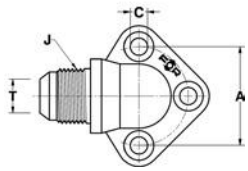

DN SIZE	T MM.	T IN.	RIFERIMENTO REFERENCE	J UNF-UN	l_1	I	A	C
10	10	3/8	**A407123/1010**	9/16-18	30	13.5	26	5,5
10	12	1/2	**A407123/1012**	3/4-16	31	13.5	26	5,5
12	10	3/8	**A407123/1210**	9/16-18	30	17	30	7
12	12	1/2	**A407123/1212**	3/4-16	32	17	30	7
12	14÷16	5/8	**A407123/1216**	7/8-14	35	17	30	7
15	12	1/2	**A407123/1512**	3/4-16	35	17	35	7
15	14÷16	5/8	**A407123/1516**	7/8-14	37	17	35	7
20	14÷16	5/8	**A407123/2016**	7/8-14	40	20	40	7
20	18-20	3/4	**A407123/2020**	1"1/16-12	42	20	40	7
20	22	7/8	**A407123/2022**	1"3/16-12	43	25	40	7
20	25	1"	**A407123/2025**	1"5/16-12	44	25	40	7
26	18-20	3/4	**A407123/2620**	1"1/16-12	47	25	55	9
26	25	1"	**A407123/2625**	1"5/16-12	47	25	55	9
26	30-32	1"1/4	**A407123/2632**	1"5/8-12	49	31	55	9
31	25	1"	**A407123/3125**	1"5/16-12	52	31	61	11
31	30-32	1"1/4	**A407123/3132**	1"5/8-12	54	31	61	11
31	38	1"1/2	**A407123/3138**	1"7/8-12	56	37	61	11
32	25	1"	**A407123/3225**	1"5/16-12	52	31	62	11
32	30-32	1"1/4	**A407123/3232**	1"5/8-12	54	31	62	11
32	38	1"1/2	**A407123/3238**	1"7/8-12	56	37	62	11
12	18-20	3/4	**SA407123/1220**	1"1/16-12	42	20	30	7
15	10	3/8	**SA407123/1510**	9/16-18	33	17	35	7
15	18-20	3/4	**SA407123/1520**	1"1/16-12	42	20	35	7
20	12	1/2	**SA407123/2012**	3/4-16	37.5	20	40	7

407124

Flangia 90° maschio
JIC cono 37° - interasse metrico
3 fori per viti maggiorate
90° male JIC - 3 bolts metric
flange heavy screw

SEDI PAG.42 / *PORTS PAG.42*

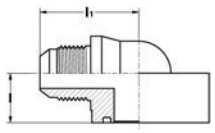

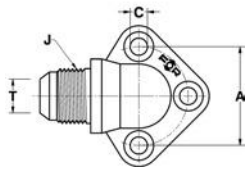

DN SIZE	T MM.	T IN.	RIFERIMENTO REFERENCE	J UNF-UN	l_1	I	A	C
12	10	3/8	**A407124/1210**	9/16-18	30	17	30	8,5
12	12	1/2	**A407124/1212**	3/4-16	32	17	30	8,5
12	14÷16	5/8	**A407124/1216**	7/8-14	35	17	30	8,5
15	12	1/2	**A407124/1512**	3/4-16	35	17	35	8,5
15	14÷16	5/8	**A407124/1516**	7/8-14	37	17	35	8,5
20	14÷16	5/8	**A407124/2016**	7/8-14	40	20	40	8,5
20	18-20	3/4	**A407124/2020**	1"1/16-12	42	20	40	8,5
20	22	7/8	**A407124/2022**	1"3/16-12	43	25	40	8,5
20	25	1"	**A407124/2025**	1"5/16-12	44	25	40	8,5
25	18-20	3/4	**A407124/2520**	1"1/16-12	47	25	51	11
25	25	1"	**A407124/2525**	1"5/16-12	47	25	51	11
25	30-32	1"1/4	**A407124/2532**	1"5/8-12	49	31	51	11
32	25	1"	**A407124/3225**	1"5/16-12	52	31	62	13
32	30-32	1"1/4	**A407124/3232**	1"5/8-12	54	31	62	13
32	38	1"1/2	**A407124/3238**	1"7/8-12	56	37	62	13
40	38	1"1/2	**A407124/4038**	1"7/8-12	61	37	72,5	13

FOR S.P.A. - NORME E DIMENSIONI SOGGETTE A MODIFICHE SENZA PREAVVISO.
FOR S.P.A. - DESIGN DETAILS AND SPECIFICATIONS SUBJECT TO CHANGE WITHOUT PRIOR NOTICE.

RACCORDI PER TUBI SVASATI - 37°

37° - FLARED TUBE CONNECTORS

407167

Flangia 90° maschio
JIC cono 37° - interasse metrico
4 fori per viti standard
90° male JIC - 4 bolts metric flange std. screw

SEDI PAG.42 / *PORTS PAG.42*

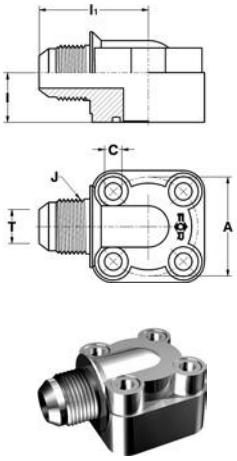

DN SIZE	T MM.	T IN.	RIFERIMENTO REFERENCE	J UNF-UN	I1	I	A	C
10	10	3/8	**A407167/1010**	9/16-18	32	13.5	26	5,5
10	12	1/2	**A407167/1012**	3/4-16	35	13.5	26	5,5
12	10	3/8	**A407167/1210**	9/16-18	36	17	30	7
12	12	1/2	**A407167/1212**	3/4-16	38	17	30	7
12	14÷16	5/8	**A407167/1216**	7/8-14	40	17	30	7
15	12	1/2	**A407167/1512**	3/4-16	40	17	35	7
15	14÷16	5/8	**A407167/1516**	7/8-14	43	17	35	7
20	14÷16	5/8	**A407167/2016**	7/8-14	44	20	40	7
20	18-20	3/4	**A407167/2020**	1"1/16-12	46	20	40	7
26	18-20	3/4	**A407167/2620**	1"1/16-12	54	25	55	9
26	25	1"	**A407167/2625**	1"5/16-12	55	25	55	9
26	30-32	1"1/4	**A407167/2632**	1"5/8-12	57	31	55	9
31	25	1"	**A407167/3125**	1"5/16-12	60	31	61	11
31	30-32	1"1/4	**A407167/3132**	1"5/8-12	62	31	61	11
32	25	1"	**A407167/3225**	1"5/16-12	60	31	62	11
32	30-32	1"1/4	**A407167/3232**	1"5/8-12	62	31	62	11
12	18-20	3/4	**SA407167/1220**	1"1/16-12	43	20	30	7
20	12	1/2	**SA407167/2012**	3/4-16	42	20	40	7

407168

Flangia 90° maschio
JIC cono 37° - interasse metrico
4 fori per viti maggiorate
90° male JIC - 4 bolts metric flange heavy screw

SEDI PAG.42 / *PORTS PAG.42*

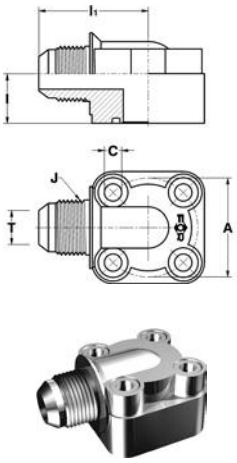

DN SIZE	T MM.	T IN.	RIFERIMENTO REFERENCE	J UNF-UN	I1	I	A	C
12	10	3/8	**A407168/1210**	9/16-18	36	17	30	8,5
15	12	1/2	**A407168/1512**	3/4-16	40	17	35	8,5
15	14÷16	5/8	**A407168/1516**	7/8-14	43	17	35	8,5
20	14÷16	5/8	**A407168/2016**	7/8-14	44	20	40	8,5
20	18-20	3/4	**A407168/2020**	1"1/16-12	46	20	40	8,5
25	18-20	3/4	**A407168/2520**	1"1/16-12	54	25	51	11
25	25	1"	**A407168/2525**	1"5/16-12	55	25	51	11
32	25	1"	**A407168/3225**	1"5/16-12	60	31	62	13
32	30-32	1"1/4	**A407168/3232**	1"5/8-12	62	31	62	13
40	30-32	1"1/4	**A407168/4032**	1"5/8-12	66	37	72,5	13
40	38	1"1/2	**A407168/4038**	1"7/8-12	69	37	72,5	13

FOR S.P.A. - NORME E DIMENSIONI SOGGETTE A MODIFICHE SENZA PREAVVISO.
FOR S.P.A. - DESIGN DETAILS AND SPECIFICATIONS SUBJECT TO CHANGE WITHOUT PRIOR NOTICE.

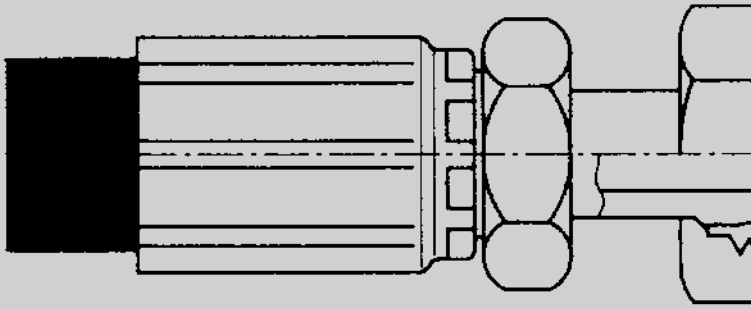

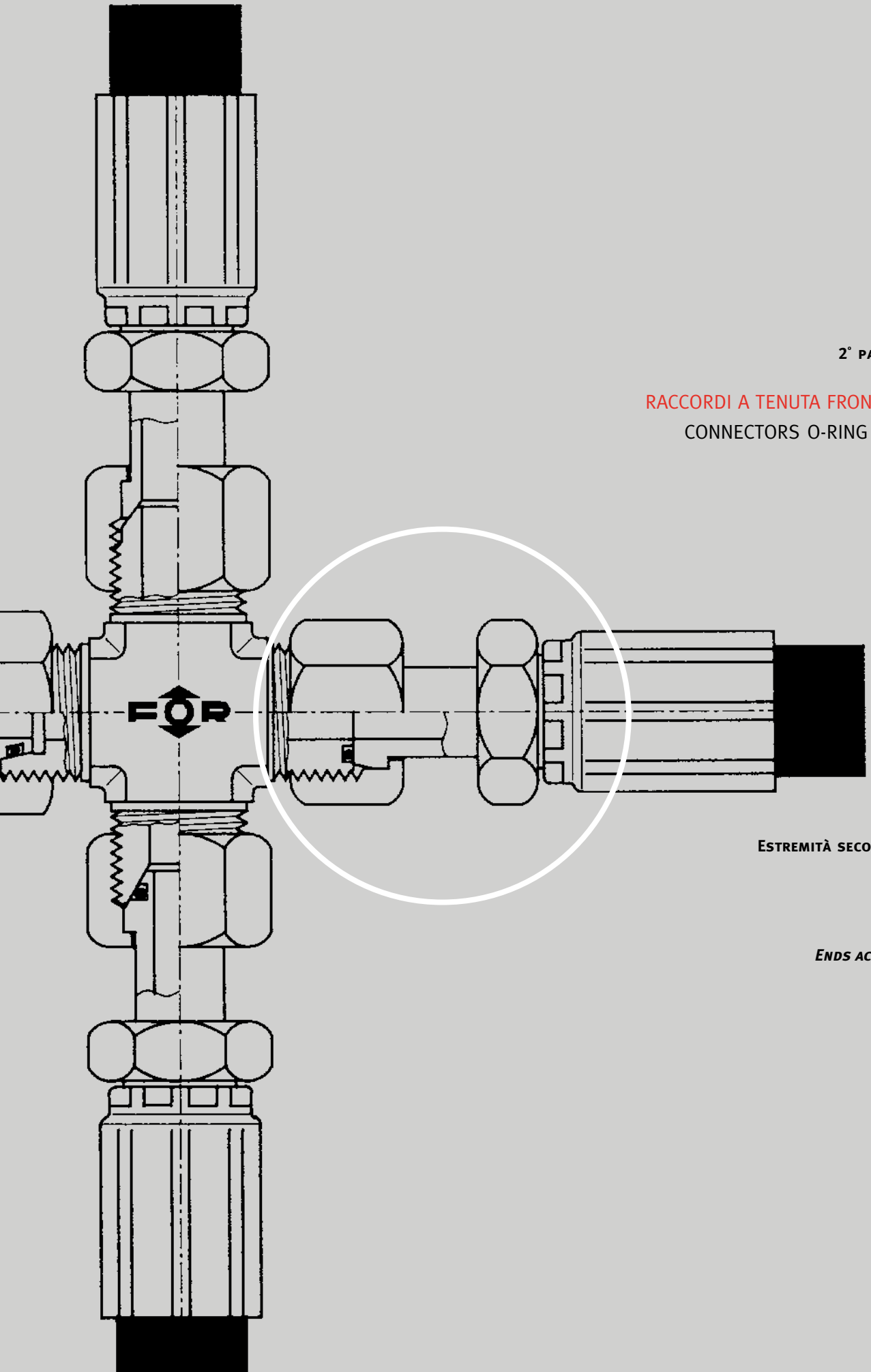

2° PARTE / *PART 2*

RACCORDI A TENUTA FRONTALE ORFS

CONNECTORS O-RING FACE SEAL

ESTREMITÀ SECONDO NORME

ISO 8434-3

SAE J 1453

ENDS ACCORDING TO

ISO 8434-3

SAE J 1453

INDICE FIGURATIVO
VISUAL INDEX

155 **501112**
Bussola per sistema a svasatura
Sleeve

155 **501002**
Bussola a saldare
Shoulder

156 **501013**
Dado
Nut

156 **501518**
Dado
Nut

157 **502003**
Giunzione diritta
ORFS - ORFS
Union male
ORFS - ORFS

158 **502014**
Terminale diritto
ORFS - SAE UNF-UN
per sedi ISO 11926
Connector male
ORFS - male SAE UNF-UN
with O.R. ISO 11926 ports

159 **502025**
Terminale diritto
ORFS - GAS cil. (BSPP)
con O.R. e rondella
per sedi ISO 1179
Connector male
ORFS - male BSPP
with O.R. and retaining ring
ISO 1179 ports

160 **502223**
Terminale diritto
ORFS - GAS cil. (JIS)
con O.R. per sedi JIS 2351
Connector male
ORFS - male JIS
with O.R. JIS 2351 ports

161 **502146**
Terminale diritto
ORFS - GAS cil. (BSPP)
con tenuta ad elastomero
per sedi ISO 1179
Connector male
ORFS - male BSPP
with elastomer seal
ISO 1179 ports

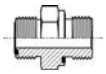

162 **502036**
Terminale diritto
ORFS - Metrico cil.
con O.R. e rondella
per sedi ISO 9974
Connector male
ORFS - male Metric
with O.R. and retaining ring
ISO 9974 ports

PAGINA / PAGE

INDICE FIGURATIVO
VISUAL INDEX

163 **502058**
Terminale diritto
ORFS - Metrico cil.
con O.R. per sedi ISO 6149
Connector male
ORFS - male Metric
with O.R. ISO 6149 ports

164 **502157**
Terminale diritto
ORFS - Metrico cil.
con tenuta ad elastomero
per sedi ISO 9974
Connector male
ORFS - male Metric
with elastomer seal
ISO 9974 ports

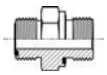

164 **502113**
Giunzione femmina
ORFS - maschio JIC
Connector swivel nut
ORFS - male JIC

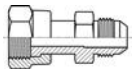

165 **502135**
Terminale diritto femmina
ORFS - maschio SAE UNF-UN
per sedi ISO 11926
Connector swivel nut
ORFS - male SAE UNF-UN
with O.R. ISO 11926 ports

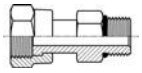

166 **502180**
Terminale diritto femmina
ORFS - GAS cil. (BSPP)
con O.R. e rondella
per sedi ISO 1179
Connector swivel nut
ORFS - male BSPP
with O.R. and retaining ring
ISO 1179 ports

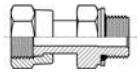

167 **502234**
Terminale diritto femmina
ORFS - GAS cil. (JIS)
con O.R. per sedi JIS 2351
Connector swivel nut
ORFS - male JIS
with O.R. JIS 2351 ports

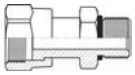

167 **502201**
Terminale diritto femmina
ORFS - Metrico cil.
con O.R. e rondella
per sedi ISO 9974
Connector swivel nut
ORFS - male Metric
with O.R. and retaining ring
ISO 9974 ports

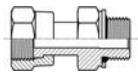

168 **502191**
Terminale diritto femmina
ORFS - Metrico cil.
con O.R. per sedi ISO 6149
Connector swivel nut
ORFS - male Metric
with O.R. ISO 6149 ports

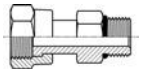

168 **502168**
Terminale diritto femmina
ORFS - maschio GAS cil. (BSPP)
con tenuta ad elastomero
per sedi ISO 1179
Connector swivel nut
ORFS - male BSPP
with elastomer seal
ISO 1179 ports

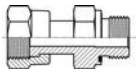

169 **502179**
Terminale diritto femmina
ORFS - maschio Metrico cil.
con tenuta ad elastomero
per sedi ISO 9974
Connector swivel nut
ORFS - male Metric
with elastomer seal
ISO 9974 ports

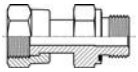

169 **502212**
Terminale diritto femmina
ORFS - femmina BSPP
per presa di pressione
Straight connector swivel nut
ORFS - pressure test port BSPP

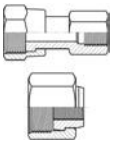

170 **502092**
Terminale maschio
ORFS - NPTF
per sedi SAE 476
Connector male
ORFS - male NPTF
taper SAE 476 ports

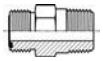

170 **502102**
Giunzione diritta
ORFS - JIC
Union male
ORFS - male JIC

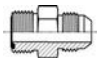

171 **502124**
Giunzione maschio
ORFS - femmina JIC
Connector male
ORFS - swivel nut JIC

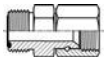

171 **502069**
Giunzione diritta
di riduzione maschio
ORFS - femmina ORFS
Reducing male
ORFS - female ORFS

INDICE FIGURATIVO
VISUAL INDEX

172 **502311**
Giunzione diritta maschio
ORFS - femmina ORFS
e attacco femmina BSPP
per presa di pressione
Union straight male
ORFS - swivel nut ORFS
+ pressure test port BSPP

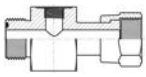

172 **503000**
Giunzione diritta passaparatia
ORFS - ORFS
Bulkhead union male
ORFS - ORFS

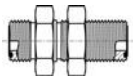

173 **502070**
Giunzione diritta maschio
ORFS - sede a saldare
Braze male ORFS

174 **501024**
Tappo maschio ORFS
Male plug ORFS

174 **501035**
Tappo femmina ORFS
Female plug ORFS

175 **503011**
Giunzione diritta passaparatia
ORFS - GAS cil. (BSPP)
con O.R. e rondella
per sedi ISO 1179
Connector bulkhead male
ORFS - male BSPP
with O.R. and retaining ring
ISO 1179 ports

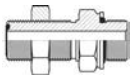

175 **503022**
Giunzione diritta passaparatia
ORFS - Metrico cil.
con O.R. e rondella
per sedi ISO 9974
Connector bulkhead male
ORFS - male Metric
with O.R. and retaining ring
ISO 9974 ports

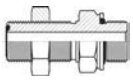

176 **503033**
Giunzione diritta passaparatia
ORFS - NPTF
per sedi SAE 476
Connector bulkhead male
ORFS - male NPTF
taper SAE 476 ports

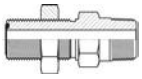

176 **504012**
Prolunga
ORFS - SAE UNF-UN
per sedi ISO 11926
Long connector male
ORFS - male SAE UNF-UN
with O.R. ISO 11926 ports

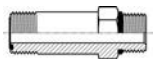

177 **504023**
Prolunga
ORFS - GAS cil. (BSPP)
con O.R. e rondella
per sedi ISO 1179
Long connector male
ORFS - male BSPP
with O.R. and retaining ring
ISO 1179 ports

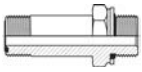

177 **505052**
Giunzione 45° maschio
ORFS - femmina ORFS
45° elbow union male
ORFS - swivel nut ORFS

178 **505007**
Terminale orientabile 45°
ORFS - SAE UNF-UN
per sedi ISO 11926
45° (ADJ) elbow male
ORFS - male SAE UNF-UN
with O.R. ISO 11926 ports

178 **505018**
Terminale orientabile 45°
ORFS - GAS cil. (BSPP)
con O.R. e rondella per sedi ISO 1179
45° (ADJ) elbow male
ORFS - male BSPP
with O.R. and retaining ring
ISO 1179 ports

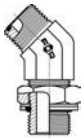

179 **505085**
Terminale orientabile 45°
ORFS - GAS cil. (JIS)
con O.R. per sedi JIS 2351
45° (ADJ) elbow male
ORFS - male JIS
with O.R. JIS 2351 ports

179 **505029**
Terminale orientabile 45°
ORFS - Metrico cil. con O.R.
e rondella per sedi ISO 9974
45° (ADJ) elbow male
ORFS - male Metric
with O.R. and retaining ring
ISO 9974 ports

INDICE FIGURATIVO
VISUAL INDEX

180 505041
Terminale orientabile 45°
ORFS - Metrico cil.
con O.R. per sedi ISO 6149
45° (ADJ) elbow male
ORFS - male Metric
with O.R. ISO 6149 ports

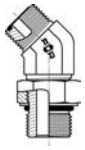

180 506008
Giunzione 45° passaparatia
ORFS - ORFS
45° bulkhead elbow male
ORFS - ORFS

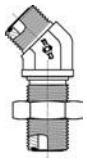

181 507009
Giunzione 90°
ORFS - ORFS
90° elbow male
ORFS - ORFS

181 507010
Giunzione 90° maschio
ORFS - femmina ORFS
90° elbow male
ORFS - swivel nut ORFS

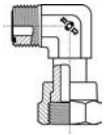

182 507021
Terminale orientabile 90°
ORFS - SAE UNF-UN
per sedi ISO 11926
90° (ADJ) elbow male
ORFS - male SAE UNF-UN
with O.R. ISO 11926 ports

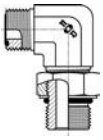

183 507032
Terminale orientabile 90°
ORFS - GAS cil. (BSPP)
con O.R. e rondella per sedi ISO 1179
90° (ADJ) elbow male
ORFS - male BSPP
with O.R. and retaining ring
ISO 1179 ports

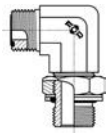

184 507131
Terminale orientabile 90°
ORFS - GAS cil. (JIS)
con O.R. per sedi JIS 2351
90° (ADJ) elbow male
ORFS - male JIS
with O.R. JIS 2351 ports

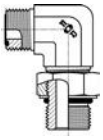

185 507043
Terminale orientabile 90°
ORFS - Metrico cil. con O.R.
e rondella per sedi ISO 9974
90° (ADJ) elbow male
ORFS - male Metric
with O.R. and retaining ring
ISO 9974 ports

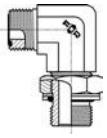

186 507065
Terminale orientabile 90°
ORFS - Metrico cil.
con O.R. per sedi ISO 6149
90° (ADJ) elbow male
ORFS - male Metric
with O.R. ISO 6149 ports

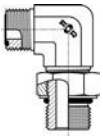

187 507098
Terminale orientabile 90°
femmina ORFS - SAE UNF-UN
per sedi ISO 11926
90° (ADJ) elbow swivel nut
ORFS - male SAE UNF-UN
with O.R. ISO 11926 ports

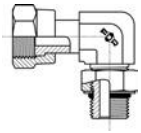

187 507142
Terminale orientabile 90°
femmina ORFS - GAS cil. (BSPP)
con O.R. e rondella per sedi ISO 1179
90° (ADJ) elbow swivel nut
ORFS - male BSPP
with O.R. and retaining ring
ISO 1179 ports

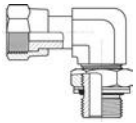

188 507153
Terminale orientabile 90°
femmina ORFS - GAS cil. (JIS)
con O.R. per sedi JIS 2351
90° (ADJ) elbow swivel nut
ORFS - male JIS
with O.R. JIS 2351 ports

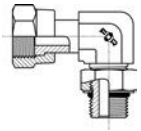

188 507108
Terminale 90°
ORFS - NPTF
per sedi SAE 476
90° elbow male
ORFS - male NPTF
taper SAE 476 ports

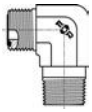

189 507087
Giunzione 90° maschio
ORFS - codolo a saldare
per tubo
90° elbow connector male
ORFS - TIG buttweld

189 507076
Giunzione 90° maschio
ORFS - sede a saldare
per tubo
90° elbow male
ORFS - Braze female

INDICE FIGURATIVO
VISUAL INDEX

190 **508004**
Giunzione 90° passaparatia
ORFS - ORFS
90° bulkhead elbow male
ORFS - ORFS

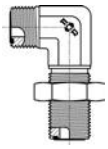

190 **510017**
Prolunga orientabile 90°
ORFS - SAE UNF-UN
per sedi ISO 11926
90° (ADJ) long elbow male
ORFS - male SAE UNF-UN
with O.R. ISO 11926 ports

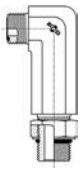

191 **510028**
Prolunga orientabile 90°
ORFS - GAS cil. (BSPP) con O.R.
e rondella per sedi ISO 1179
90° (ADJ) long elbow male
ORFS - male BSPP with O.R.
and retaining ring ISO 1179 ports

191 **510051**
Prolunga orientabile 90°
ORFS - GAS cil. (JIS)
con O.R. per sedi JIS 2351
90° (ADJ) long elbow male
ORFS - male JIS with O.R. JIS 2351 ports

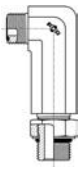

192 **510039**
Prolunga orientabile 90°
ORFS - Metrico cil. con O.R.
e rondella per sedi ISO 9974
90° (ADJ) long elbow male
ORFS - male Metric with O.R.
and retaining ring ISO 9974 ports

192 **510006**
Prolunga orientabile 90°
ORFS - Metrico cil. con O.R.
per sedi ISO 6149
90° (ADJ) long elbow male
ORFS - male Metric
with O.R. ISO 6149 ports

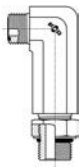

193 **511004**
Giunzione a "T"
maschi ORFS
Union tee
male ORFS

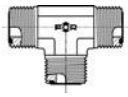

193 **511015**
Giunzione a "T" maschi
ORFS - femmina ORFS
Swivel branch tee male
ORFS - swivel nut ORFS

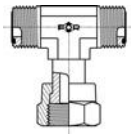

194 **511026**
Terminale orientabile a "T"
ORFS - SAE UNF-UN
per sedi ISO 11926
Branch (ADJ) tee male
ORFS - male SAE UNF-UN
with O.R. ISO 11926 ports

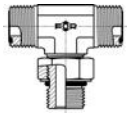

194 **511037**
Terminale orientabile a "T"
ORFS - GAS cil. (BSPP)
con O.R. e rondella per sedi ISO 1179
Branch (ADJ) tee male
ORFS - male BSPP
with O.R. and retaining ring
ISO 1179 ports

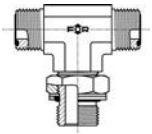

195 **511093**
Terminale orientabile a "T"
ORFS - GAS cil. (JIS)
con O.R. per sedi JIS 2351
Branch (ADJ) tee male
ORFS - male JIS
with O.R. JIS 2351 ports

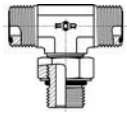

195 **511048**
Terminale orientabile a "T"
ORFS - Metrico cil. con O.R.
e rondellaper sedi ISO 9974
Branch (ADJ) tee male
ORFS - male Metric with O.R.
and retaining ring ISO 9974 ports

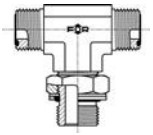

196 **511060**
Terminale orientabile a "T"
ORFS - Metrico cil.
con O.R. per sedi ISO 6149
Branch (ADJ) tee male
ORFS - male Metric
with O.R. ISO 6149 ports

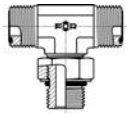

196 **512005**
Giunzione a "T" passaparatia
maschi ORFS
Bulkhead union tee
male ORFS

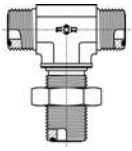

197 **513001**
Giunzione a "L" maschi
ORFS - femmina ORFS
Swivel run tee male
ORFS - swivel nut ORFS

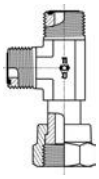

INDICE FIGURATIVO
VISUAL INDEX

198 513012
Terminale orientabile a "L"
ORFS - SAE UNF-UN
per sedi ISO 11926
Run (ADJ) tee male
ORFS - male SAE UNF-UN
with O.R. ISO 11926 ports

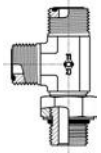

199 513023
Terminale orientabile a "L"
ORFS - GAS cil. (BSPP) con O.R.
e rondella per sedi ISO 1179
Run (ADJ) tee male
ORFS - male BSPP with O.R.
and retaining ring ISO 1179 ports

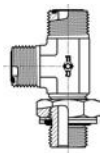

200 513089
Terminale orientabile a "L"
ORFS - GAS cil. (JIS)
con O.R. per sedi JIS 2351
Run (ADJ) tee male
ORFS - male JIS
with O.R. JIS 2351 ports

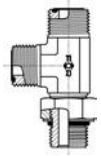

201 513034
Terminale orientabile a "L"
ORFS - Metrico cil. con O.R.
e rondella per sedi ISO 9974
Run (ADJ) tee male
ORFS - male Metric with O.R.
and retaining ring ISO 9974 ports

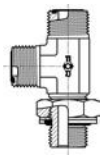

202 513056
Terminale orientabile a "L"
ORFS - Metrico cil. con O.R.
per sedi ISO 6149
Run (ADJ) tee male
ORFS - male Metric
with O.R. ISO 6149 ports

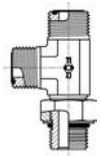

202 514003
Giunzione a "L" passaparatia
maschi ORFS
Bulkhead run tee
male ORFS

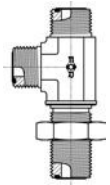

203 515002
Giunzione a croce
maschi ORFS
Union cross
male ORFS

203 515013
Terminale orientabile a croce
ORFS - SAE UNF-UN
per sedi ISO 11926
Cross (ADJ) male
ORFS - male SAE UNF-UN
with O.R. ISO 11926 ports

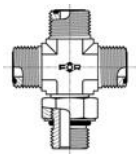

204 402174
Flangia diritta maschio
ORFS - SAE 3000 PSI
Straight male
ORFS - SAE 3000 PSI flange

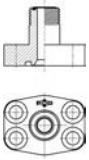

204 402679
Flangia diritta maschio
ORFS - SAE 6000 PSI
Straight male
ORFS - SAE 6000 PSI flange

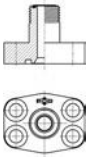

205 407200
Flangia 90° maschio
ORFS - SAE 3000 PSI
90° male
ORFS - SAE 3000 PSI flange

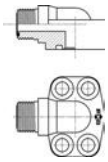

205 407705
Flangia 90° maschio
ORFS - SAE 6000 PSI
90° male
ORFS - SAE 6000 PSI flange

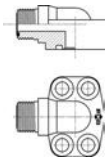

206 405034
Flangia 45° orientabile maschio
ORFS - SAE 3000 PSI
45° (ADJ) male
ORFS - SAE 3000 PSI flange

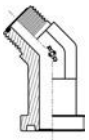

206 405539
Flangia 45° orientabile maschio
ORFS - SAE 6000 PSI
45° (ADJ) male
ORFS - SAE 6000 PSI flange

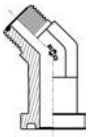

207 407211
Flangia 90° orientabile maschio
ORFS - SAE 3000 PSI
90° (ADJ) male
ORFS - SAE 3000 PSI flange

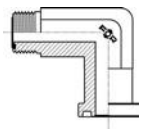

INDICE FIGURATIVO
VISUAL INDEX

207 407716
Flangia 90° orientabile maschio
ORFS - SAE 6000 PSI
90° (ADJ) male
ORFS - SAE 6000 PSI flange

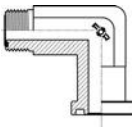

208 411039
Flangia a "T" orientabile maschi
ORFS - SAE 3000 PSI
Branch (ADJ) tee male
ORFS - SAE 3000 PSI flange

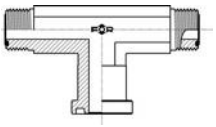

208 411534
Flangia a "T" orientabile maschi
ORFS - SAE 6000 PSI
Branch (ADJ) tee male
ORFS - SAE 6000 PSI flange

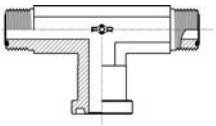

209 413031
Flangia a "L" orientabile maschi
ORFS - SAE 3000 PSI
Run (ADJ) tee male
ORFS - SAE 3000 PSI flange

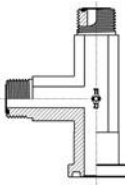

209 413536
Flangia a "L" orientabile maschi
ORFS - SAE 6000 PSI
Run (ADJ) tee male ORFS - SAE 6000 PSI flange

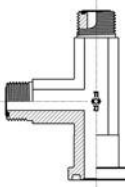

210 402239
Flangia diritta maschio
ORFS - interasse metrico
4 fori per viti standard
Straight male
ORFS - 4 bolts metric
flange std. screw

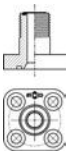

210 402734
Flangia diritta maschio
ORFS - interasse metrico
4 fori per viti maggiorate
Straight male ORFS - 4 bolts metric
flange heavy screw

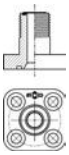

211 407309
Flangia 90° maschio
ORFS - interasse metrico
3 fori per viti standard
90° male ORFS - 3 bolts metric
flange std. screw

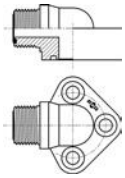

211 407804
Flangia 90° maschio
ORFS - interasse metrico
3 fori per viti maggiorate
90° male ORFS - 3 bolts metric
flange heavy screw

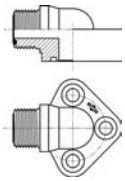

212 407310
Flangia 90° maschio
ORFS - interasse metrico
4 fori per viti standard
90° male ORFS - 4 bolts metric
flange std. screw

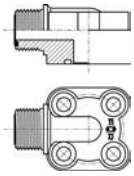

212 407815
Flangia 90° maschio
ORFS - interasse metrico
4 fori per viti maggiorate
90° male ORFS - 4 bolts metric
flange heavy screw

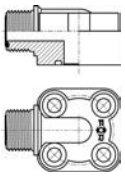

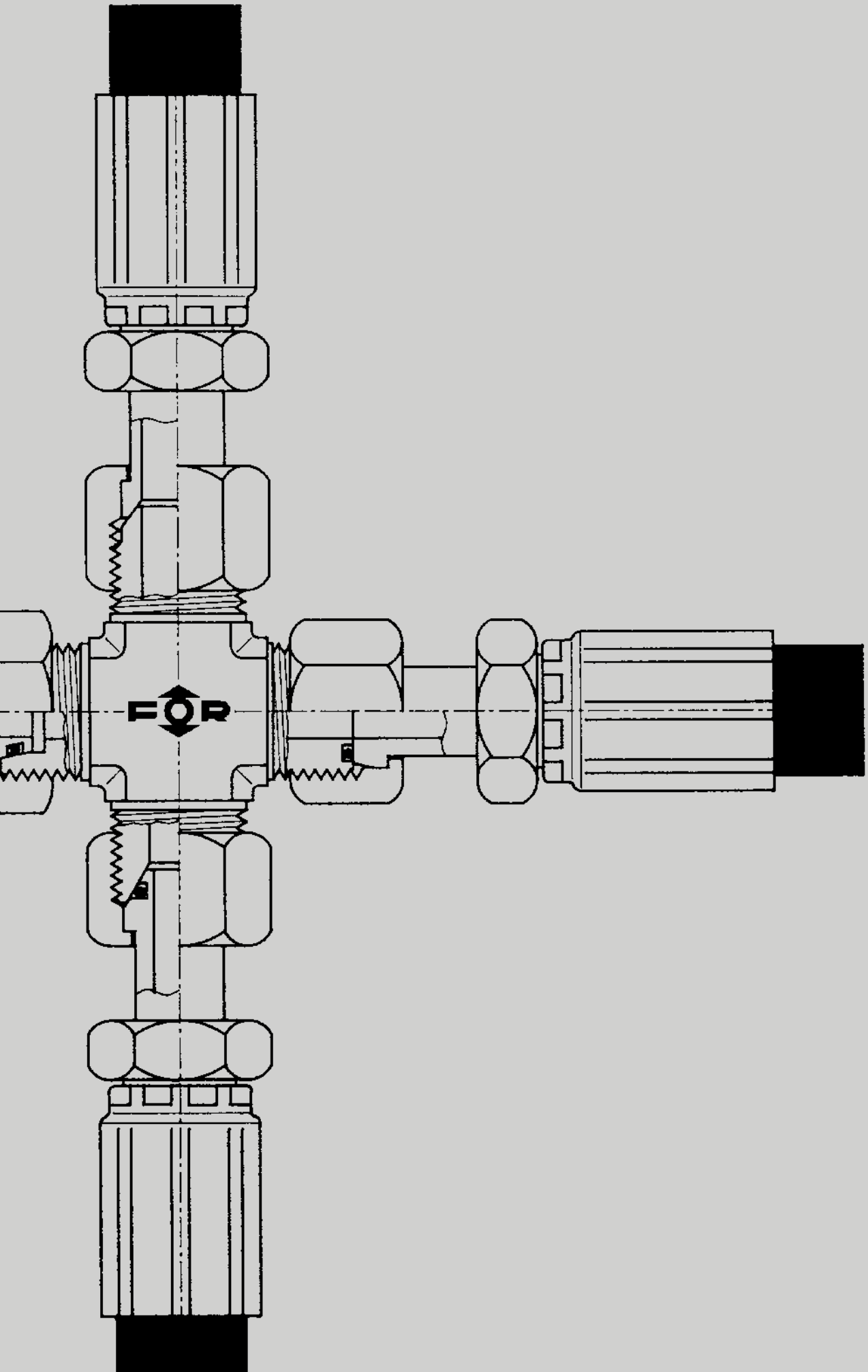
FOR

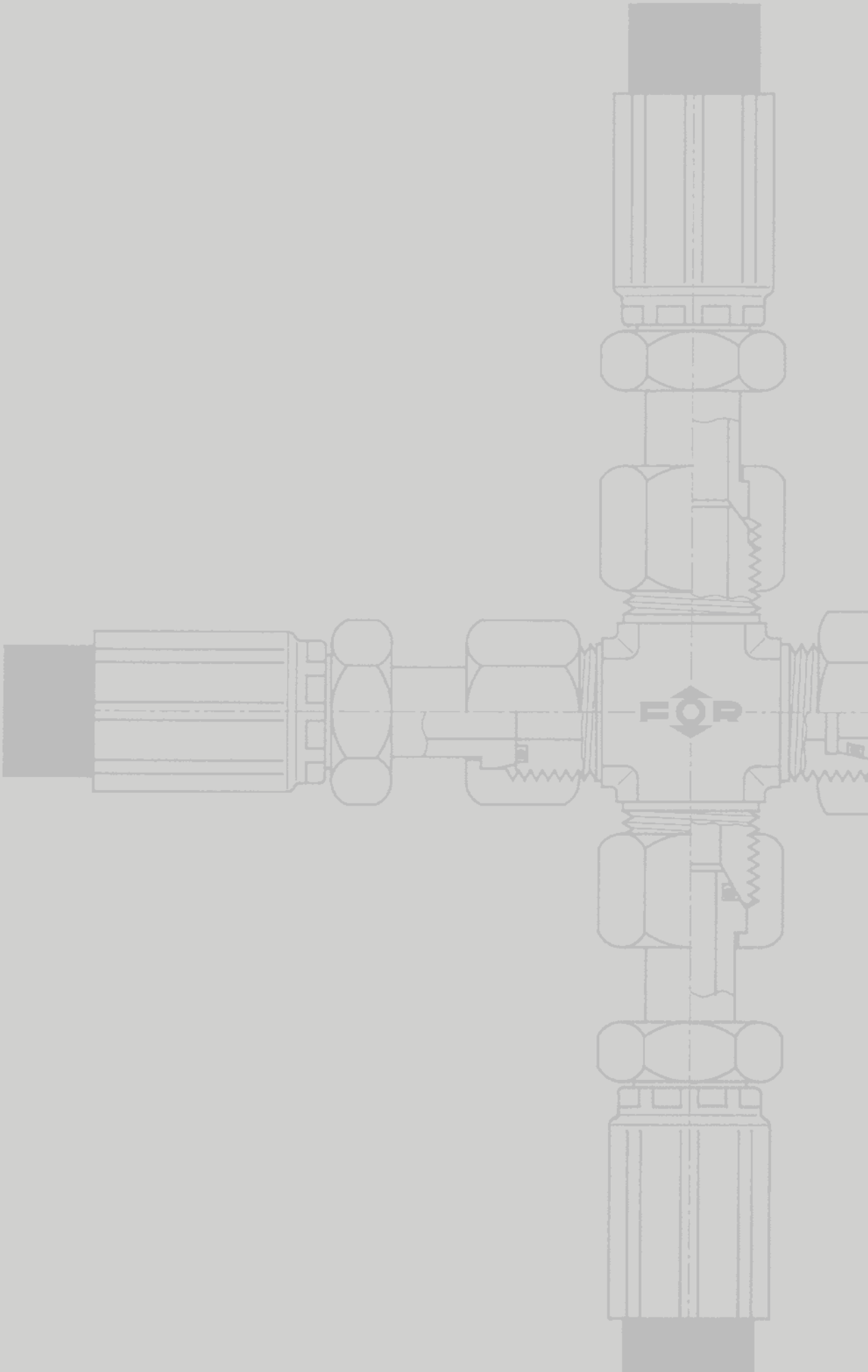
FOR

501112

Bussola per sistema a svasatura
Sleeve

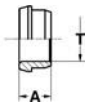

T MM.	RIFERIMENTO REFERENCE	A
6	A501112/06	8,5
8	A501112/1008	9,5
10	A501112/10	9,5
12	A501112/12	11,5
14	A501112/1614	11,5
15	A501112/1615	11,5
16	A501112/16	11,5
18	A501112/2018	13
20	A501112/20	13
22	A501112/2522	14,5
25	A501112/25	14,5
28	A501112/3228	14
30	A501112/3230	14
32	A501112/32	14
35	A501112/3835	13,5
38	A501112/38	13,5

501002

Bussola a saldare
Shoulder

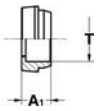

T MM.	RIFERIMENTO REFERENCE	A_1
6	A501002/06	9,5
8	A501002/1008	9,5
10	A501002/10	9,5
12	A501002/12	9,5
14	A501002/1614	10,5
15	A501002/1615	10,5
16	A501002/16	10,5
18	A501002/2018	14,0
20	A501002/20	14,0
22	A501002/2522	15,5
25	A501002/25	15,5
28	A501002/3228	15,5
30	A501002/3230	15,5
32	A501002/32	15,5
35	A501002/3835	15,5
38	A501002/38	15,5

FOR S.P.A. - NORME E DIMENSIONI SOGGETTE A MODIFICHE SENZA PREAVVISO.
FOR S.P.A. - DESIGN DETAILS AND SPECIFICATIONS SUBJECT TO CHANGE WITHOUT PRIOR NOTICE.

RACCORDI A TENUTA FRONTALE O.R.

CONNECTORS O-RING FACE SEAL

501013

Dado
Nut

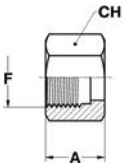

T MM.	RIFERIMENTO REFERENCE	F UNF-UN	A	CH
6	**K501013/06**	9/16-18	14,5	19
8-10	**K501013/10**	11/16-16	17,0	22
12	**K501013/12**	13/16-16	21,0	27
14÷16	**K501013/16**	1"-14	23,5	30
18-20	**K501013/20**	1"3/16-12	26,0	36
22-25	**K501013/25**	1"7/16-12	28,0	41
28÷32	**K501013/32**	1"11/16-12	28,0	50
35-38	**K501013/38**	2"-12	28,0	57

501518

Dado
Nut

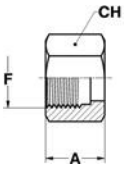

T MM.	RIFERIMENTO REFERENCE	F	A	CH
6	**K501518/06**	9/16-18	14.5	17
12	**K501518/12**	13/16-16	21	24

FOR S.P.A. - NORME E DIMENSIONI SOGGETTE A MODIFICHE SENZA PREAVVISO.
FOR S.P.A. - DESIGN DETAILS AND SPECIFICATIONS SUBJECT TO CHANGE WITHOUT PRIOR NOTICE.

502003

Giunzione diritta
ORFS - ORFS
Union male
ORFS - ORFS

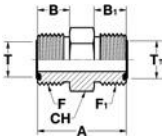

T		T1		RIFERIMENTO REFERENCE	F	F1	A	B	B1	CH
MM.	IN.	MM.	IN.		UNF-UN	UNF-UN				
6	1/4	6	1/4	**A502003/06**	9/16-18	9/16-18	27.5	10	10	17
8-10	5/16-3/8	8-10	5/16-3/8	**A502003/10**	11/16-16	11/16-16	31	11	11	19
8-10	5/16-3/8	6	1/4	**A502003/1006**	11/16-16	9/16-18	29.5	11	10	19
12	1/2	12	1/2	**A502003/12**	13/16-16	13/16-16	35,5	13	13	22
12	1/2	8-10	5/16-3/8	**A502003/1210**	13/16-16	11/16-16	33.5	13	11	22
14÷16	5/8	14÷16	5/8	**A502003/16**	1"-14	1"-14	42,5	15,5	15,5	27
14÷16	5/8	12	1/2	**A502003/1612**	1"-14	13/16-16	38	15,5	13	27
18-20	3/4	18-20	3/4	**A502003/20**	1"3/16-12	1"3/16-12	47	17	17	32
18-20	3/4	14÷16	5/8	**A502003/2016**	1"3/16-12	1"-14	44	17	15,5	32
22-25	7/8-1"	22-25	7/8-1"	**A502003/25**	1"7/16-12	1"7/16-12	49,5	17,5	17,5	41
22-25	7/8-1"	18-20	3/4	**A502003/2520**	1"7/16-12	1"3/16-12	48	17,5	17	41
28÷32	1"1/4	28÷32	1"1/4	**A502003/32**	1"11/16-12	1"11/16-12	51,5	17,5	17,5	46
28÷32	1"1/4	22-25	7/8-1"	**A502003/3225**	1"11/16-12	1"7/16-12	50	17,5	17,5	46
35-38	1"1/2	35-38	1"1/2	**A502003/38**	2"-12	2"-12	53	17,5	17,5	55
14÷16	5/8	8-10	5/16-3/8	**SA502003/1610**	1"-14	11/16-16	38	15,5	11	27
18-20	3/4	8-10	5/16-3/8	**SA502003/2010**	1"3/16-12	11/16-16	41,5	17	11	32
18-20	3/4	12	1/2	**SA502003/2012**	1"3/16-12	13/16-16	43	17	13	32
22-25	7/8-1"	14÷16	5/8	**SA502003/2516**	1"7/16-12	1"-14	47,5	17,5	15,5	41
28÷32	1"1/4	14÷16	5/8	**SA502003/3216**	1"11/16-12	1"-14	49,5	17,5	15,5	46
35-38	1"1/2	14÷16	5/8	**SA502003/3816**	2"-12	1"-14	51	17,5	15,5	55
35-38	1"1/2	18-20	3/4	**SA502003/3820**	2"-12	1"3/16-12	52,5	17,5	17	55
35-38	1"1/2	28÷32	1"1/4	**SA502003/3832**	2"-12	1"11/16-12	53	17,5	17,5	55

FOR S.P.A. - NORME E DIMENSIONI SOGGETTE A MODIFICHE SENZA PREAVVISO.
FOR S.P.A. - DESIGN DETAILS AND SPECIFICATIONS SUBJECT TO CHANGE WITHOUT PRIOR NOTICE.

RACCORDI A TENUTA FRONTALE O.R.

CONNECTORS O-RING FACE SEAL

502014

Terminale diritto
ORFS - SAE UNF-UN
per sedi ISO 11926
Connector male
ORFS - male SAE UNF-UN
with O.R. ISO 11926 ports

SEDI PAG.30 / *PORTS PAG.30*

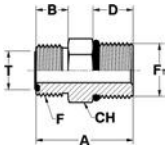

T MM.	T IN.	RIFERIMENTO REFERENCE	F UNF-UN	F1 UNF-UN	A	B	D	CH
6	1/4	**A502014/0611**	9/16-18	7/16-20	28.7	10	11	16
6	1/4	**A502014/0614**	9/16-18	9/16-18	30.3	10	12	19
8-10	5/16-3/8	**A502014/1014**	11/16-16	9/16-18	31.9	11	12	19
8-10	5/16-3/8	**A502014/1019**	11/16-16	3/4-16	35	11	14	22
12	1/2	**A502014/1214**	13/16-16	9/16-18	37.5	13	12	22
12	1/2	**A502014/1219**	13/16-16	3/4-16	36.6	13	14	22
12	1/2	**A502014/1222**	13/16-16	7/8-14	40.5	13	16	27
14÷16	5/8	**A502014/1619**	1"-14	3/4-16	45.2	15,5	14	27
14÷16	5/8	**A502014/1622**	1"-14	7/8-14	43.1	15,5	16	27
14÷16	5/8	**A502014/1627**	1"-14	1"1/16-12	47	15,5	18,5	32
18-20	3/4	**A502014/2027**	1"3/16-12	1"1/16-12	48.6	17	18,5	32
18-20	3/4	**A502014/2033**	1"3/16-12	1"5/16-12	50	17	18,5	38
22-25	7/8-1"	**A502014/2527**	1"7/16-12	1"1/16-12	54.3	17,5	18,5	38
22-25	7/8-1"	**A502014/2533**	1"7/16-12	1"5/16-12	50.3	17,5	18,5	38
22-25	7/8-1"	**A502014/2541**	1"7/16-12	1"5/8-12	52.3	17,5	18,5	48
28÷32	1"1/4	**A502014/3241**	1"11/16-12	1"5/8-12	52.3	17,5	18,5	48
35-38	1"1/2	**A502014/3848**	2"-12	1"7/8-12	54	17,5	18,5	55
6	1/4	**SA502014/0609**	9/16-18	3/8-24	27	10	9,5	16
6	1/4	**SA502014/0612**	9/16-18	1/2-20	26	10	9,5	16
6	1/4	**SA502014/0619**	9/16-18	3/4-16	33.6	10	14	22
6	1/4	**SA502014/0627**	9/16-18	1"1/16-12	41.5	10	18,5	32
6	1/4	**SA502014/0641**	9/16-18	1"5/8-12	44.6	10	18,5	48
8-10	5/16-3/8	**SA502014/1011**	11/16-16	7/16-20	34	11	11	19
8-10	5/16-3/8	**SA502014/1012**	11/16-16	1/2-20	31.5	11	11	19
8-10	5/16-3/8	**SA502014/1022**	11/16-16	7/8-14	39	11	16	27
8-10	5/16-3/8	**SA502014/1027**	11/16-16	1"1/16-12	42.2	11	18,5	32
12	1/2	**SA502014/1211**	13/16-16	7/16-20	36.5	13	11	22
12	1/2	**SA502014/1227**	13/16-16	1"1/16-12	44.3	13	18,5	32
12	1/2	**SA502014/1230**	13/16-16	1"3/16-12	40	13	15,5	35
12	1/2	**SA502014/1233**	13/16-16	1"5/16-12	45.6	13	18,5	38
14÷16	5/8	**SA502014/1614**	1"-14	9/16-18	41.7	15,5	12	27
14÷16	5/8	**SA502014/1633**	1"-14	1"5/16-12	48	15,5	18,5	38
18-20	3/4	**SA502014/2014**	1"3/16-12	9/16-18	45	17	12	32
18-20	3/4	**SA502014/2019**	1"3/16-12	3/4-16	48.5	17	14	32
18-20	3/4	**SA502014/2022**	1"3/16-12	7/8-14	50.5	17	16	32
18-20	3/4	**SA502014/2041**	1"3/16-12	1"5/8-12	51.8	17	18,5	48
22-25	7/8-1"	**SA502014/2519**	1"7/16-12	3/4-16	49.8	17,5	14	38
22-25	7/8-1"	**SA502014/2522**	1"7/16-12	7/8-14	51.8	17,5	16	38
22-25	7/8-1"	**SA502014/2530**	1"7/16-12	1"3/16-12	46	17,5	15,5	38
28÷32	1"1/4	**SA502014/3219**	1"11/16-12	3/4-16	51.8	17,5	14	46
28÷32	1"1/4	**SA502014/3227**	1"11/16-12	1"1/16-12	56	17,5	18,5	46
28÷32	1"1/4	**SA502014/3233**	1"11/16-12	1"5/16-12	57	17,5	18,5	46
28÷32	1"1/4	**SA502014/3248**	1"11/16-12	1"7/8-12	54	17,5	18,5	55
35-38	1"1/2	**SA502014/3827**	2"-12	1"1/16-12	56.3	17,5	18,5	55
35-38	1"1/2	**SA502014/3841**	2"-12	1"5/8-12	59.6	17,5	18,5	55
35-38	1"1/2	**SA502014/3863**	2"-12	2"1/2-12	54	17,5	18,5	70

FOR S.P.A. - NORME E DIMENSIONI SOGGETTE A MODIFICHE SENZA PREAVVISO.
FOR S.P.A. - DESIGN DETAILS AND SPECIFICATIONS SUBJECT TO CHANGE WITHOUT PRIOR NOTICE.

502025

Terminale diritto
ORFS - GAS cil. (BSPP)
con O.R. e rondella
per sedi ISO 1179
Connector male
ORFS - male BSPP
with O.R. and retaining ring
ISO 1179 ports

SEDI PAG.32 / *PORTS PAG.32*

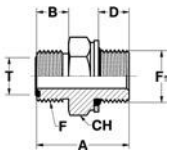

T MM.	T IN.	RIFERIMENTO REFERENCE	F UNF-UN	F1 GAS CIL.BSPP	A	B	D	CH
6	1/4	**A502025/0610**	9/16-18	1/8	25	10	7	17
6	1/4	**A502025/0613**	9/16-18	1/4	30	10	10	19
6	1/4	**A502025/0617**	9/16-18	3/8	31	10	10	24
8-10	5/16-3/8	**A502025/1013**	11/16-16	1/4	31.5	11	10	19
8-10	5/16-3/8	**A502025/1017**	11/16-16	3/8	32.5	11	10	24
8-10	5/16-3/8	**A502025/1021**	11/16-16	1/2	36	11	12	27
12	1/2	**A502025/1213**	13/16-16	1/4	38	13	10	22
12	1/2	**A502025/1217**	13/16-16	3/8	33.5	13	10	24
12	1/2	**A502025/1221**	13/16-16	1/2	37	13	12	27
14÷16	5/8	**A502025/1617**	1"-14	3/8	36.5	15,5	10	27
14÷16	5/8	**A502025/1621**	1"-14	1/2	39.5	15,5	12	27
14÷16	5/8	**A502025/1626**	1"-14	3/4	43.5	15,5	14	36
18-20	3/4	**A502025/2021**	1"3/16-12	1/2	43	17	12	32
18-20	3/4	**A502025/2026**	1"3/16-12	3/4	45	17	14	36
18-20	3/4	**A502025/2033**	1"3/16-12	1"	47.5	17	15,5	41
22-25	7/8-1"	**A502025/2526**	1"7/16-12	3/4	46	17,5	14	38
22-25	7/8-1"	**A502025/2533**	1"7/16-12	1"	48	17,5	15,5	41
22-25	7/8-1"	**A502025/2542**	1"7/16-12	1"1/4	51.5	17,5	17,5	50
28÷32	1"1/4	**A502025/3233**	1"11/16-12	1"	49.5	17,5	15,5	46
28÷32	1"1/4	**A502025/3242**	1"11/16-12	1"1/4	51.5	17,5	17,5	50
28÷32	1"1/4	**A502025/3248**	1"11/16-12	1"1/2	55.5	17,5	19,5	60
35-38	1"1/2	**A502025/3848**	2"-12	1"1/2	55.5	17,5	19,5	60
6	1/4	**SA502025/0621**	9/16-18	1/2	34.5	10	12	27
6	1/4	**SA502025/0626**	9/16-18	3/4	38	10	14	36
8-10	5/16-3/8	**SA502025/1010**	11/16-16	1/8	27.5	11	7	19
8-10	5/16-3/8	**SA502025/1026**	11/16-16	3/4	39	11	14	36
8-10	5/16-3/8	**SA502025/1033**	11/16-16	1"	42	11	15,5	41
12	1/2	**SA502025/1226**	13/16-16	3/4	41	13	14	36
12	1/2	**SA502025/1233**	13/16-16	1"	43.5	13	15,5	41
14÷16	5/8	**SA502025/1613**	1"-14	1/4	37	15,5	10	27
14÷16	5/8	**SA502025/1623**	1"-14	5/8	41.5	15,5	12	30
14÷16	5/8	**SA502025/1633**	1"-14	1"	46	15,5	15,5	41
14÷16	5/8	**SA502025/1642**	1"-14	1"1/4	49	15,5	17,5	50
18-20	3/4	**SA502025/2042**	1"3/16-12	1"1/4	51	17	17,5	50
22-25	7/8-1"	**SA502025/2521**	1"7/16-12	1/2	45	17,5	12	38
22-25	7/8-1"	**SA502025/2548**	1"7/16-12	1"1/2	55.5	17,5	19,5	60
28÷32	1"1/4	**SA502025/3221**	1"11/16-12	1/2	48	17,5	12	46
28÷32	1"1/4	**SA502025/3226**	1"11/16-12	3/4	49.5	17,5	14	46
35-38	1"1/2	**SA502025/3821**	2"-12	1/2	50	17,5	12	55
35-38	1"1/2	**SA502025/3833**	2"-12	1"	53	17,5	15,5	55
35-38	1"1/2	**SA502025/3842**	2"-12	1"1/4	53	17,5	17,5	55

FOR S.P.A. - NORME E DIMENSIONI SOGGETTE A MODIFICHE SENZA PREAVVISO.
FOR S.P.A. - DESIGN DETAILS AND SPECIFICATIONS SUBJECT TO CHANGE WITHOUT PRIOR NOTICE.

RACCORDI A TENUTA FRONTALE O.R.

CONNECTORS O-RING FACE SEAL

502223

Terminale diritto
ORFS - GAS cil. (JIS)
con O.R. per sedi JIS 2351
Connector male
ORFS - male JIS
with O.R. JIS 2351 ports

SEDI PAG.31 / *PORTS PAG.31*

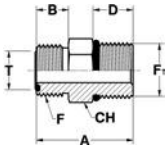

T MM.	T IN.	RIFERIMENTO REFERENCE	F UNF-UN	F1 GAS CIL.JIS	A	B	D	CH
6	1/4	**A502223/0610**	9/16-18	1/8	26	10	9	17
6	1/4	**A502223/0613**	9/16-18	1/4	30	10	12	19
6	1/4	**A502223/0617**	9/16-18	3/8	31	10	12	22
6	1/4	**A502223/0621**	9/16-18	1/2	36,5	10	16	27
6	1/4	**A502223/0626**	9/16-18	3/4	39	10	17	36
8-10	5/16-3/8	**A502223/1013**	11/16-16	1/4	31.5	11	12	19
8-10	5/16-3/8	**A502223/1017**	11/16-16	3/8	32.5	11	12	22
8-10	5/16-3/8	**A502223/1021**	11/16-16	1/2	38	11	16	27
8-10	5/16-3/8	**A502223/1026**	11/16-16	3/4	40	11	17	36
8-10	5/16-3/8	**A502223/1033**	11/16-16	1"	44	11	20	41
12	1/2	**A502223/1213**	13/16-16	1/4	38	13	12	22
12	1/2	**A502223/1217**	13/16-16	3/8	33.5	13	12	22
12	1/2	**A502223/1221**	13/16-16	1/2	39	13	16	27
12	1/2	**A502223/1226**	13/16-16	3/4	42	13	17	36
12	1/2	**A502223/1233**	13/16-16	1"	45,5	13	20	41
14÷16	5/8	**A502223/1617**	1"-14	3/8	36.5	15,5	12	27
14÷16	5/8	**A502223/1621**	1"-14	1/2	41,5	15,5	16	27
14÷16	5/8	**A502223/1626**	1"-14	3/4	44,5	15,5	17	36
14÷16	5/8	**A502223/1633**	1"-14	1"	48	15,5	20	41
14÷16	5/8	**A502223/1642**	1"-14	1"1/4	49	15,5	20	50
18-20	3/4	**A502223/2021**	1"3/16-12	1/2	45	17	16	32
18-20	3/4	**A502223/2026**	1"3/16-12	3/4	45	17	17	36
18-20	3/4	**A502223/2033**	1"3/16-12	1"	49,5	17	20	41
18-20	3/4	**A502223/2042**	1"3/16-12	1"1/4	51	17	20	50
22-25	7/8-1"	**A502223/2521**	1"7/16-12	1/2	47	17,5	16	38
22-25	7/8-1"	**A502223/2526**	1"7/16-12	3/4	46	17,5	17	38
22-25	7/8-1"	**A502223/2533**	1"7/16-12	1"	50	17,5	20	41
22-25	7/8-1"	**A502223/2542**	1"7/16-12	1"1/4	51.5	17,5	20	50
22-25	7/8-1"	**A502223/2548**	1"7/16-12	1"1/2	53,5	17,5	20	55
28÷32	1"1/4	**A502223/3221**	1"11/16-12	1/2	50	17,5	16	46
28÷32	1"1/4	**A502223/3226**	1"11/16-12	3/4	50,5	17,5	17	46
28÷32	1"1/4	**A502223/3233**	1"11/16-12	1"	51,5	17,5	20	46
28÷32	1"1/4	**A502223/3242**	1"11/16-12	1"1/4	51.5	17,5	20	50
28÷32	1"1/4	**A502223/3248**	1"11/16-12	1"1/2	53,5	17,5	20	55
35-38	1"1/2	**A502223/3821**	2"-12	1/2	52	17,5	16	55
35-38	1"1/2	**A502223/3833**	2"-12	1"	55	17,5	20	55
35-38	1"1/2	**A502223/3842**	2"-12	1"1/4	53	17,5	20	55
35-38	1"1/2	**A502223/3848**	2"-12	1"1/2	53,5	17,5	20	55

FOR S.P.A. - NORME E DIMENSIONI SOGGETTE A MODIFICHE SENZA PREAVVISO.
FOR S.P.A. - DESIGN DETAILS AND SPECIFICATIONS SUBJECT TO CHANGE WITHOUT PRIOR NOTICE.

502146

Terminale diritto
ORFS - GAS cil. (BSPP)
con tenuta ad elastomero
per sedi ISO 1179
Connector male
ORFS - male BSPP
with elastomer seal
ISO 1179 ports

SEDI PAG.34 / *PORTS PAG.34*

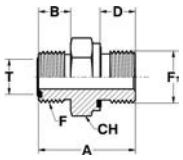

T MM.	T IN.	RIFERIMENTO REFERENCE	F UNF-UN	F1 GAS CIL.BSPP	A	B	D	CH
6	1/4	**A502146/0610**	9/16-18	1/8	26	10	8	17
6	1/4	**A502146/0613**	9/16-18	1/4	30.5	10	12	19
8-10	5/16-3/8	**A502146/1013**	11/16-16	1/4	31.5	11	12	19
8-10	5/16-3/8	**A502146/1017**	11/16-16	3/8	33.5	11	12	22
8-10	5/16-3/8	**A502146/1021**	11/16-16	1/2	37	11	14	27
12	1/2	**A502146/1217**	13/16-16	3/8	34.5	13	12	22
12	1/2	**A502146/1221**	13/16-16	1/2	38.5	13	14	27
14÷16	5/8	**A502146/1617**	1"-14	3/8	43	15,5	12	27
14÷16	5/8	**A502146/1621**	1"-14	1/2	41	15,5	14	27
14÷16	5/8	**A502146/1626**	1"-14	3/4	44.5	15,5	16	32
18-20	3/4	**A502146/2021**	1"3/16-12	1/2	44	17	14	32
18-20	3/4	**A502146/2026**	1"3/16-12	3/4	46	17	16	32
18-20	3/4	**A502146/2033**	1"3/16-12	1"	49.5	17	18	41
22-25	7/8-1"	**A502146/2526**	1"7/16-12	3/4	52	17,5	16	38
22-25	7/8-1"	**A502146/2533**	1"7/16-12	1"	50	17,5	18	41
22-25	7/8-1"	**A502146/2542**	1"7/16-12	1"1/4	53.5	17,5	20	50
28÷32	1"1/4	**A502146/3233**	1"11/16-12	1"	57	17,5	18	46
28÷32	1"1/4	**A502146/3242**	1"11/16-12	1"1/4	54	17,5	20	50
28÷32	1"1/4	**A502146/3248**	1"11/16-12	1"1/2	57.5	17,5	22	55
35-38	1"1/2	**A502146/3842**	2"-12	1"1/4	55.5	17,5	20	55
35-38	1"1/2	**A502146/3848**	2"-12	1"1/2	57.5	17,5	22	55
6	1/4	**SA502146/0617**	9/16-18	3/8	32	10	12	22
6	1/4	**SA502146/0621**	9/16-18	1/2	35.5	10	14	27
8-10	5/16-3/8	**SA502146/1010**	11/16-16	1/8	27.5	11	8	19
8-10	5/16-3/8	**SA502146/1026**	11/16-16	3/4	40.5	11	16	32
12	1/2	**SA502146/1213**	13/16-16	1/4	36.5	13	12	22
12	1/2	**SA502146/1226**	13/16-16	3/4	42	13	16	32
14÷16	5/8	**SA502146/1633**	1"-14	1"	48	15,5	18	41
18-20	3/4	**SA502146/2042**	1"3/16-12	1"1/4	53	17	20	50
18-20	3/4	**SA502146/2048**	1"3/16-12	1"1/2	57	17	22	55
22-25	7/8-1"	**SA502146/2548**	1"7/16-12	1"1/2	57.5	17,5	22	55
28÷32	1"1/4	**SA502146/3226**	1"11/16-12	3/4	50	17,5	16	46

FOR S.P.A. - NORME E DIMENSIONI SOGGETTE A MODIFICHE SENZA PREAVVISO.
FOR S.P.A. - DESIGN DETAILS AND SPECIFICATIONS SUBJECT TO CHANGE WITHOUT PRIOR NOTICE.

RACCORDI A TENUTA FRONTALE O.R.

CONNECTORS O-RING FACE SEAL

502036

Terminale diritto
ORFS - Metrico cil.
con O.R. e rondella
per sedi ISO 9974
Connector male
ORFS - male Metric
with O.R. and retaining ring
ISO 9974 ports

SEDI PAG.32 / *PORTS PAG.32*

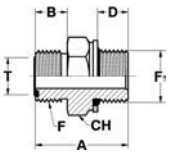

T MM.	T IN.	RIFERIMENTO REFERENCE	F UNF-UN	F1 METRICO METRIC	A	B	D	CH
6	1/4	**A502036/0610**	9/16-18	10x1	27	10	8,5	17
6	1/4	**A502036/0612**	9/16-18	12x1,5	28.5	10	9,5	17
8-10	5/16-3/8	**A502036/1014**	11/16-16	14x1,5	32	11	9,5	19
8-10	5/16-3/8	**A502036/1016**	11/16-16	16x1,5	33,5	11	11	22
12	1/2	**A502036/1218**	13/16-16	18x1,5	38	13	12,5	24
12	1/2	**A502036/1222**	13/16-16	22x1,5	39,5	13	13,5	27
14÷16	5/8	**A502036/1622**	1"-14	22x1,5	42	15,5	13,5	27
14÷16	5/8	**A502036/1627**	1"-14	27x2	47	15,5	16,5	32
18-20	3/4	**A502036/2027**	1"3/16-12	27x2	48,5	17	16,5	32
18-20	3/4	**A502036/2033**	1"3/16-12	33x2	51.5	17	16,5	41
22-25	7/8-1"	**A502036/2533**	1"7/16-12	33x2	52	17,5	16,5	41
22-25	7/8-1"	**A502036/2542**	1"7/16-12	42x2	54,5	17,5	17	50
28÷32	1"1/4	**A502036/3242**	1"11/16-12	42x2	54,5	17,5	17	50
28÷32	1"1/4	**A502036/3248**	1"11/16-12	48x2	57	17,5	19,5	55
35-38	1"1/2	**A502036/3848**	2"-12	48x2	57	17,5	19,5	55
6	1/4	**SA502036/0614**	9/16-18	14x1,5	29.5	10	9,5	19
6	1/4	**SA502036/0616**	9/16-18	16x1,5	32.5	10	11	22
6	1/4	**SA502036/0618**	9/16-18	18x1,5	35	10	12,5	24
8-10	5/16-3/8	**SA502036/1010**	11/16-16	10x1	29	11	8,5	19
8-10	5/16-3/8	**SA502036/1012**	11/16-16	12x1,5	32	11	9,5	19
8-10	5/16-3/8	**SA502036/1018**	11/16-16	18x1,5	36	11	12,5	24
8-10	5/16-3/8	**SA502036/1022**	11/16-16	22x1,5	37.5	11	13,5	27
8-10	5/16-3/8	**SA502036/1027**	11/16-16	27x2	42.5	11	16,5	32
12	1/2	**SA502036/1210**	13/16-16	10x1	33,5	13	8,5	22
12	1/2	**SA502036/1214**	13/16-16	14x1,5	35	13	9,5	22
12	1/2	**SA502036/1216**	13/16-16	16x1,5	36,5	13	11	22
12	1/2	**SA502036/1220**	13/16-16	20x1,5	38	13	12,5	27
12	1/2	**SA502036/1226**	13/16-16	26x1,5	41	13	14	36
12	1/2	**SA502036/1227**	13/16-16	27x2	44,5	13	16,5	32
14÷16	5/8	**SA502036/1614**	1"-14	14x1,5	38	15,5	9,5	27
14÷16	5/8	**SA502036/1616**	1"-14	16x1,5	38,5	15,5	11	27
14÷16	5/8	**SA502036/1618**	1"-14	18x1,5	41	15,5	12,5	27
14÷16	5/8	**SA502036/1626**	1"-14	26x1,5	43	15,5	14	36
14÷16	5/8	**SA502036/1630**	1"-14	30x1,5	45	15,5	15	41
18-20	3/4	**SA502036/2018**	1"3/16-12	18x1,5	44	17	12,5	32
18-20	3/4	**SA502036/2022**	1"3/16-12	22x1,5	45	17	13,5	32
18-20	3/4	**SA502036/2026**	1"3/16-12	26x1,5	44.5	17	14	36
18-20	3/4	**SA502036/2030**	1"3/16-12	30x1,5	46	17	15	41
18-20	3/4	**SA502036/2042**	1"3/16-12	42x2	54	17	17	50
22-25	7/8-1"	**SA502036/2518**	1"7/16-12	18x1,5	48.5	17,5	12,5	41
22-25	7/8-1"	**SA502036/2522**	1"7/16-12	22x1,5	48.5	17,5	13,5	41
22-25	7/8-1"	**SA502036/2526**	1"7/16-12	26x1,5	46	17,5	14	41
22-25	7/8-1"	**SA502036/2527**	1"7/16-12	27x2	52	17,5	16,5	41
22-25	7/8-1"	**SA502036/2530**	1"7/16-12	30x1,5	47	17,5	15	41
28÷32	1"1/4	**SA502036/3227**	1"11/16-12	27x2	54	17,5	16,5	46
28÷32	1"1/4	**SA502036/3233**	1"11/16-12	33x2	54	17,5	16,5	46
35-38	1"1/2	**SA502036/3842**	2"-12	42x2	54,5	17,5	17	55

FOR S.P.A. - NORME E DIMENSIONI SOGGETTE A MODIFICHE SENZA PREAVVISO.
FOR S.P.A. - DESIGN DETAILS AND SPECIFICATIONS SUBJECT TO CHANGE WITHOUT PRIOR NOTICE.

502058

Terminale diritto
ORFS - Metrico cil.
con O.R. per sedi ISO 6149
Connector male
ORFS - male Metric
with O.R. ISO 6149 ports

SEDI PAG.30 / *PORTS PAG.30*

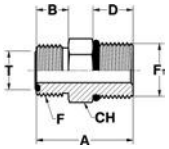

T MM.	T IN.	RIFERIMENTO REFERENCE	F UNF-UN	F1 METRICO METRIC	A	B	D	CH
6	1/4	**A502058/0610**	9/16-18	10x1	27	10	9,5	17
6	1/4	**A502058/0612**	9/16-18	12x1,5	28.5	10	11	17
8-10	5/16-3/8	**A502058/1014**	11/16-16	14x1,5	32	11	11	19
8-10	5/16-3/8	**A502058/1016**	11/16-16	16x1,5	33,5	11	12,5	22
12	1/2	**A502058/1218**	13/16-16	18x1,5	38	13	14	24
12	1/2	**A502058/1222**	13/16-16	22x1,5	39,5	13	15	27
14÷16	5/8	**A502058/1622**	1"-14	22x1,5	42	15,5	15	27
14÷16	5/8	**A502058/1627**	1"-14	27x2	47	15,5	18,5	32
18-20	3/4	**A502058/2027**	1"3/16-12	27x2	48,5	17	18,5	32
18-20	3/4	**A502058/2033**	1"3/16-12	33x2	51.5	17	18,5	41
22-25	7/8-1"	**A502058/2533**	1"7/16-12	33x2	52	17,5	18,5	41
22-25	7/8-1"	**A502058/2542**	1"7/16-12	42x2	54,5	17,5	19	50
28÷32	1"1/4	**A502058/3242**	1"11/16-12	42x2	54,5	17,5	19	50
28÷32	1"1/4	**A502058/3248**	1"11/16-12	48x2	57	17,5	21,5	55
35-38	1"1/2	**A502058/3848**	2"-12	48x2	57	17,5	21,5	55
6	1/4	**SA502058/0614**	9/16-18	14x1,5	29.5	10	11	19
6	1/4	**SA502058/0616**	9/16-18	16x1,5	32.5	10	12,5	22
6	1/4	**SA502058/0618**	9/16-18	18x1,5	35	10	14	24
8-10	5/16-3/8	**SA502058/1010**	11/16-16	10x1	30,5	11	9,5	19
8-10	5/16-3/8	**SA502058/1012**	11/16-16	12x1,5	32	11	11	19
8-10	5/16-3/8	**SA502058/1018**	11/16-16	18x1,5	36	11	14	24
8-10	5/16-3/8	**SA502058/1022**	11/16-16	22x1,5	37.5	11	15	27
8-10	5/16-3/8	**SA502058/1027**	11/16-16	27x2	42.5	11	18,5	32
12	1/2	**SA502058/1210**	13/16-16	10x1	33,5	13	9,5	22
12	1/2	**SA502058/1214**	13/16-16	14x1,5	35	13	11	22
12	1/2	**SA502058/1216**	13/16-16	16x1,5	36,5	13	12,5	22
12	1/2	**SA502058/1227**	13/16-16	27x2	44,5	13	18,5	32
14÷16	5/8	**SA502058/1614**	1"-14	14x1,5	38	15,5	11	27
14÷16	5/8	**SA502058/1616**	1"-14	16x1,5	39,5	15,5	12,5	27
14÷16	5/8	**SA502058/1618**	1"-14	18x1,5	41	15,5	14	27
18-20	3/4	**SA502058/2018**	1"3/16-12	18x1,5	44	17	14	32
18-20	3/4	**SA502058/2022**	1"3/16-12	22x1,5	45	17	15	32
18-20	3/4	**SA502058/2042**	1"3/16-12	42x2	54	17	19	50
22-25	7/8-1"	**SA502058/2518**	1"7/16-12	18x1,5	47,5	17,5	14	41
22-25	7/8-1"	**SA502058/2522**	1"7/16-12	22x1,5	48.5	17,5	15	41
22-25	7/8-1"	**SA502058/2527**	1"7/16-12	27x2	52	17,5	18,5	41
28÷32	1"1/4	**SA502058/3227**	1"11/16-12	27x2	54	17,5	18,5	46
28÷32	1"1/4	**SA502058/3233**	1"11/16-12	33x2	54	17,5	18,5	46
35-38	1"1/2	**SA502058/3842**	2"-12	42x2	54,5	17,5	19	55

FOR S.P.A. - NORME E DIMENSIONI SOGGETTE A MODIFICHE SENZA PREAVVISO.
FOR S.P.A. - DESIGN DETAILS AND SPECIFICATIONS SUBJECT TO CHANGE WITHOUT PRIOR NOTICE.

RACCORDI A TENUTA FRONTALE O.R.

CONNECTORS O-RING FACE SEAL

502157

Terminale diritto
ORFS - Metrico cil.
con tenuta ad elastomero
per sedi ISO 9974
Connector male
ORFS - male Metric
with elastomer seal
ISO 9974 ports

SEDI PAG.34 / *PORTS PAG.34*

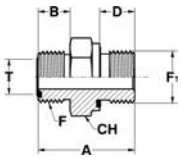

T MM.	T IN.	RIFERIMENTO REFERENCE	F UNF-UN	F1 METRICO METRIC	A	B	D	CH
6	1/4	**A502157/0610**	9/16-18	10x1	26	10	8	17
6	1/4	**A502157/0612**	9/16-18	12x1,5	30	10	12	17
8-10	5/16-3/8	**A502157/1014**	11/16-16	14x1,5	32	11	12	19
8-10	5/16-3/8	**A502157/1016**	11/16-16	16x1,5	32	11	12	22
12	1/2	**A502157/1218**	13/16-16	18x1,5	34.5	13	12	24
12	1/2	**A502157/1222**	13/16-16	22x1,5	38.5	13	14	27
14÷16	5/8	**A502157/1622**	1"-14	22x1,5	41	15,5	14	27
14÷16	5/8	**A502157/1627**	1"-14	27x2	44,5	15,5	16	32
18-20	3/4	**A502157/2026**	1"3/16-12	26x1,5	46	17	16	32
18-20	3/4	**A502157/2027**	1"3/16-12	27x2	46	17	16	32
18-20	3/4	**A502157/2033**	1"3/16-12	33x2	49,5	17	18	41
22-25	7/8-1"	**A502157/2533**	1"7/16-12	33x2	50	17,5	18	41
22-25	7/8-1"	**A502157/2542**	1"7/16-12	42x2	53,5	17,5	20	50
28÷32	1"1/4	**A502157/3233**	1"11/16-12	33x2	52	17,5	18	46
28÷32	1"1/4	**A502157/3242**	1"11/16-12	42x2	54	17,5	20	50
28÷32	1"1/4	**A502157/3248**	1"11/16-12	48x2	57.5	17,5	22	55
35-38	1"1/2	**A502157/3848**	2"-12	48x2	57.5	17,5	22	55
6	1/4	**SA502157/0614**	9/16-18	14x1,5	30.5	10	12	19
8-10	5/16-3/8	**SA502157/1012**	11/16-16	12x1,5	32	11	12	19
8-10	5/16-3/8	**SA502157/1018**	11/16-16	18x1,5	33	11	12	24
8-10	5/16-3/8	**SA502157/1022**	11/16-16	22x1,5	37	11	14	27
12	1/2	**SA502157/1214**	13/16-16	14x1,5	34,5	13	12	22
12	1/2	**SA502157/1216**	13/16-16	16x1,5	34,5	13	12	22
14÷16	5/8	**SA502157/1618**	1"-14	18x1,5	39	15,5	12	27
18-20	3/4	**SA502157/2018**	1"3/16-12	18x1,5	42	17	12	32
18-20	3/4	**SA502157/2022**	1"3/16-12	22x1,5	44	17	14	32
22-25	7/8-1"	**SA502157/2527**	1"7/16-12	27x2	48	17,5	16	38

502113

Giunzione femmina
ORFS - maschio JIC
Connector swivel nut
ORFS - male JIC

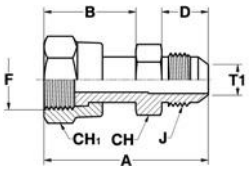

T MM.	T IN.	RIFERIMENTO REFERENCE	F UNF-UN	J UNF-UN	A	B	D	CH	CH1
6	1/4	**A502113/0606**	9/16-18	7/16-20	46	23,5	14	16	17
8-10	5/16-3/8	**A502113/1010**	11/16-16	9/16-18	51	28,5	14	16	22
12	1/2	**A502113/1212**	13/16-16	3/4-16	59	33	17	22	24
14÷16	5/8	**A502113/1616**	1"-14	7/8-14	68,5	37,5	19,5	24	30
18-20	3/4	**A502113/2020**	1"3/16-12	1"1/16-12	76,5	41,5	22	30	36
22-25	7/8-1"	**A502113/2525**	1"7/16-12	1"5/16-12	80	43,5	23	38	41
28÷32	1"1/4	**A502113/3232**	1"11/16-12	1"5/8-12	83	44	24,5	46	50
35-38	1"1/2	**A502113/3838**	2"-12	1"7/8-12	87,5	44	27,5	55	57
6	1/4	**SA502113/0610**	9/16-18	9/16-18	47,5	23,5	14	17	17
12	1/2	**SA502113/1208**	13/16-16	1/2-20	56	33	14	22	24
12	1/2	**SA502113/1216**	13/16-16	7/8-14	64	33	19,5	24	24

FOR S.P.A. - NORME E DIMENSIONI SOGGETTE A MODIFICHE SENZA PREAVVISO.
FOR S.P.A. - DESIGN DETAILS AND SPECIFICATIONS SUBJECT TO CHANGE WITHOUT PRIOR NOTICE.

502135

Terminale diritto femmina ORFS - maschio SAE UNF-UN per sedi ISO 11926
Connector swivel nut ORFS - male SAE UNF-UN with O.R. ISO 11926 ports

SEDI PAG.30 / *PORTS PAG.30*

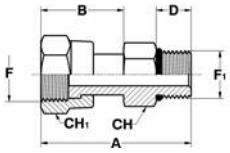

T MM.	T IN.	RIFERIMENTO REFERENCE	F UNF-UN	F1 UNF-UN	A	B	D	CH	CH1
6	1/4	**A502135/0611**	9/16-18	7/16-20	45	23,5	11	16	17
8-10	5/16-3/8	**A502135/1014**	11/16-16	9/16-18	50	28	12	19	22
12	1/2	**A502135/1219**	13/16-16	3/4-16	60	33	14	22	24
14÷16	5/8	**A502135/1622**	1"-14	7/8-14	67	37,5	16	27	30
18-20	3/4	**A502135/2027**	1"3/16-12	1"1/16-12	74,5	41,5	18,5	32	36
22-25	7/8-1"	**A502135/2533**	1"7/16-12	1"5/16-12	82	43,5	18,5	38	41
28÷32	1"1/4	**A502135/3241**	1"11/16-12	1"5/8-12	82,5	44	18,5	48	50
35-38	1"1/2	**A502135/3848**	2"-12	1"7/8-12	82	44	18,5	55	60
6	1/4	**SA502135/0614**	9/16-18	9/16-18	45	23,5	12	19	17
8-10	5/16-3/8	**SA502135/1011**	11/16-16	7/16-20	49	28	11	16	22
8-10	5/16-3/8	**SA502135/1019**	11/16-16	3/4-16	55	28	14	22	22
12	1/2	**SA502135/1214**	13/16-16	9/16-18	58	33	12	22	24
12	1/2	**SA502135/1222**	13/16-16	7/8-14	62	33	16	27	24
14÷16	5/8	**SA502135/1619**	1"-14	3/4-16	65	37,5	14	24	30
14÷16	5/8	**SA502135/1627**	1"-14	1"1/16-12	69,5	37,5	18,5	32	30
18-20	3/4	**SA502135/2022**	1"3/16-12	7/8-14	71	41,5	16	30	36
18-20	3/4	**SA502135/2033**	1"3/16-12	1"5/16-12	73,5	41,5	18,5	38	36
22-25	7/8-1"	**SA502135/2527**	1"7/16-12	1"1/16-12	82	43,5	18,5	35	41
22-25	7/8-1"	**SA502135/2541**	1"7/16-12	1"5/8-12	82	43,5	18,5	48	41

FOR S.P.A. - NORME E DIMENSIONI SOGGETTE A MODIFICHE SENZA PREAVVISO.
FOR S.P.A. - DESIGN DETAILS AND SPECIFICATIONS SUBJECT TO CHANGE WITHOUT PRIOR NOTICE.

RACCORDI A TENUTA FRONTALE O.R.

CONNECTORS O-RING FACE SEAL

502180

Terminale diritto femmina
ORFS - GAS cil. (BSPP)
con O.R. e rondella
per sedi ISO 1179
Connector swivel nut
ORFS - male BSPP
with O.R. and retaining ring
ISO 1179 ports

SEDI PAG.32 / *PORTS PAG.32*

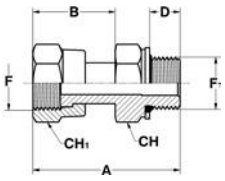

T MM.	T IN.	RIFERIMENTO REFERENCE	F UNF-UN	F1 GAS CIL.BSPP	A	B	D	CH	CH1
6	1/4	**A502180/0610**	9/16-18	1/8	39	23,5	7	17	17
6	1/4	**A502180/0613**	9/16-18	1/4	43,5	23,5	10	19	17
6	1/4	**A502180/0617**	9/16-18	3/8	45,5	23,5	10	24	17
8-10	5/16-3/8	**A502180/1013**	11/16-16	1/4	48,5	28	10	19	22
8-10	5/16-3/8	**A502180/1017**	11/16-16	3/8	50	28	10	24	22
8-10	5/16-3/8	**A502180/1021**	11/16-16	1/2	53	28	12	27	22
12	1/2	**A502180/1213**	13/16-16	1/4	54,5	33	10	22	24
12	1/2	**A502180/1217**	13/16-16	3/8	55	33	10	24	24
12	1/2	**A502180/1221**	13/16-16	1/2	59	33	12	27	24
14÷16	5/8	**A502180/1617**	1"-14	3/8	59,5	37,5	10	24	30
14÷16	5/8	**A502180/1621**	1"-14	1/2	61,5	37,5	12	27	30
14÷16	5/8	**A502180/1626**	1"-14	3/4	66	37,5	14	36	30
18-20	3/4	**A502180/2021**	1"3/16-12	1/2	67,5	41,5	12	30	36
18-20	3/4	**A502180/2026**	1"3/16-12	3/4	68,5	41,5	14	36	36
18-20	3/4	**A502180/2033**	1"3/16-12	1"	73,5	41,5	15,5	41	36
22-25	7/8-1"	**A502180/2526**	1"7/16-12	3/4	72	43,5	14	36	41
22-25	7/8-1"	**A502180/2533**	1"7/16-12	1"	74	43,5	15,5	41	41
22-25	7/8-1"	**A502180/2542**	1"7/16-12	1"1/4	78,5	43,5	17,5	50	41
28÷32	1"1/4	**A502180/3233**	1"11/16-12	1"	76	44	15,5	41	50
28÷32	1"1/4	**A502180/3242**	1"11/16-12	1"1/4	79	44	17,5	50	50
28÷32	1"1/4	**A502180/3248**	1"11/16-12	1"1/2	82	44	19,5	60	50
35-38	1"1/2	**A502180/3848**	2"-12	1"1/2	82	44	19,5	60	57
12	1/2	**SA502180/1226**	13/16-16	3/4	61	33	14	36	24
14÷16	5/8	**SA502180/1623**	1"-14	5/8	63,5	37,5	12	30	30
22-25	7/8-1"	**SA502180/2521**	1"7/16-12	1/2	70	43,5	12	36	41
35-38	1"1/2	**SA502180/3842**	2"-12	1"1/4	80	44	17,5	50	57

FOR S.P.A. - NORME E DIMENSIONI SOGGETTE A MODIFICHE SENZA PREAVVISO.
FOR S.P.A. - DESIGN DETAILS AND SPECIFICATIONS SUBJECT TO CHANGE WITHOUT PRIOR NOTICE.

502234

Terminale diritto femmina ORFS - GAS cil. (JIS) con O.R. per sedi JIS 2351
Connector swivel nut ORFS - male JIS with O.R. JIS 2351 ports

SEDI PAG.31 / *PORTS PAG.31*

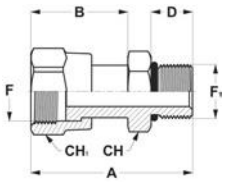

T MM.	T IN.	RIFERIMENTO REFERENCE	F UNF-UN	F1 GAS CIL.JIS	A	B	D	CH	CH1
6	1/4	**A502234/0610**	9/16-18	1/8	39	23,5	9	17	17
6	1/4	**A502234/0613**	9/16-18	1/4	43,5	23,5	12	19	17
6	1/4	**A502234/0617**	9/16-18	3/8	45,5	23,5	12	22	17
8-10	5/16-3/8	**A502234/1013**	11/16-16	1/4	48,5	28	12	19	22
8-10	5/16-3/8	**A502234/1017**	11/16-16	3/8	50	28	12	22	22
8-10	5/16-3/8	**A502234/1021**	11/16-16	1/2	54,5	28	16	27	22
12	1/2	**A502234/1213**	13/16-16	1/4	54,5	33	12	22	24
12	1/2	**A502234/1217**	13/16-16	3/8	55	33	12	22	24
12	1/2	**A502234/1221**	13/16-16	1/2	61	33	16	27	24
14÷16	5/8	**A502234/1617**	1"-14	3/8	59,5	37,5	12	24	30
14÷16	5/8	**A502234/1621**	1"-14	1/2	63,5	37,5	16	27	30
14÷16	5/8	**A502234/1626**	1"-14	3/4	67	37,5	17	36	30
18-20	3/4	**A502234/2021**	1"3/16-12	1/2	69,5	41,5	16	30	36
18-20	3/4	**A502234/2026**	1"3/16-12	3/4	69,5	41,5	17	36	36
18-20	3/4	**A502234/2033**	1"3/16-12	1"	75,5	41,5	20	41	36
22-25	7/8-1"	**A502234/2526**	1"7/16-12	3/4	73	43,5	17	36	41
22-25	7/8-1"	**A502234/2533**	1"7/16-12	1"	76	43,5	20	41	41
22-25	7/8-1"	**A502234/2542**	1"7/16-12	1"1/4	78,5	43,5	20	50	41
28÷32	1"1/4	**A502234/3233**	1"11/16-12	1"	78	44	20	41	50
28÷32	1"1/4	**A502234/3242**	1"11/16-12	1"1/4	79	44	20	50	50
28÷32	1"1/4	**A502234/3248**	1"11/16-12	1"1/2	82	44	20	55	50
35-38	1"1/2	**A502234/3848**	2"-12	1"1/2	82	44	20	55	57

502201

Terminale diritto femmina ORFS - Metrico cil. con O.R. e rondella per sedi ISO 9974
Connector swivel nut ORFS - male Metric with O.R. and retaining ring ISO 9974 ports

SEDI PAG.32 / *PORTS PAG.32*

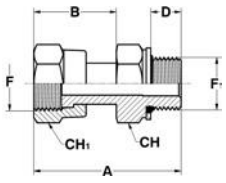

T MM.	T IN.	RIFERIMENTO REFERENCE	F UNF-UN	F1 METRICO METRIC	A	B	D	CH	CH1
6	1/4	**A502201/0610**	9/16-18	10x1	45	23,5	8,5	17	17
6	1/4	**A502201/0612**	9/16-18	12x1,5	46,5	23,5	9,5	17	17
8-10	5/16-3/8	**A502201/1014**	11/16-16	14x1,5	49,5	28	9,5	19	22
8-10	5/16-3/8	**A502201/1016**	11/16-16	16x1,5	50,5	28	11	22	22
12	1/2	**A502201/1218**	13/16-16	18x1,5	60	33	12,5	24	24
12	1/2	**A502201/1222**	13/16-16	22x1,5	61	33	13,5	27	24
14÷16	5/8	**A502201/1622**	1"-14	22x1,5	66,5	37,5	13,5	27	30
14÷16	5/8	**A502201/1627**	1"-14	27x2	70	37,5	16,5	32	30
18-20	3/4	**A502201/2027**	1"3/16-12	27x2	75,5	41,5	16,5	32	36
18-20	3/4	**A502201/2033**	1"3/16-12	33x2	80	41,5	16,5	41	36
22-25	7/8-1"	**A502201/2533**	1"7/16-12	33x2	83	43,5	16,5	41	41
22-25	7/8-1"	**A502201/2542**	1"7/16-12	42x2	83	43,5	17	50	41
28÷32	1"1/4	**A502201/3242**	1"11/16-12	42x2	83,5	44	17	50	50
28÷32	1"1/4	**A502201/3248**	1"11/16-12	48x2	86	44	19,5	55	50
35-38	1"1/2	**A502201/3848**	2"-12	48x2	86	44	19,5	55	57

FOR S.P.A. - NORME E DIMENSIONI SOGGETTE A MODIFICHE SENZA PREAVVISO.
FOR S.P.A. - DESIGN DETAILS AND SPECIFICATIONS SUBJECT TO CHANGE WITHOUT PRIOR NOTICE.

RACCORDI A TENUTA FRONTALE O.R.

CONNECTORS O-RING FACE SEAL

502191

Terminale diritto femmina
ORFS - Metrico cil.
con O.R. per sedi ISO 6149
Connector swivel nut
ORFS - male Metric
with O.R. ISO 6149 ports

SEDI PAG.32 / *PORTS PAG.32*

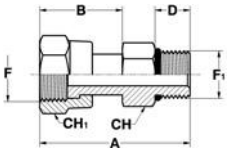

T MM.	T IN.	RIFERIMENTO REFERENCE	F UNF-UN	F1 METRICO METRIC	A	B	D	CH	CH1
6	1/4	**A502191/0610**	9/16-18	10x1	45	23,5	9,5	17	17
6	1/4	**A502191/0612**	9/16-18	12x1,5	46,5	23,5	11	17	17
8-10	5/16-3/8	**A502191/1014**	11/16-16	14x1,5	49,5	28	11	19	22
8-10	5/16-3/8	**A502191/1016**	11/16-16	16x1,5	50,5	28	12,5	22	22
12	1/2	**A502191/1218**	13/16-16	18x1,5	60	33	14	24	24
12	1/2	**A502191/1222**	13/16-16	22x1,5	61	33	15	27	24
14÷16	5/8	**A502191/1622**	1"-14	22x1,5	66,5	37,5	15	27	30
14÷16	5/8	**A502191/1627**	1"-14	27x2	70	37,5	18,5	32	30
18-20	3/4	**A502191/2027**	1"3/16-12	27x2	75,5	41,5	18,5	32	36
18-20	3/4	**A502191/2033**	1"3/16-12	33x2	80	41,5	18,5	41	36
22-25	7/8-1"	**A502191/2533**	1"7/16-12	33x2	83	43,5	18,5	41	41
22-25	7/8-1"	**A502191/2542**	1"7/16-12	42x2	83	43,5	19	50	41
28÷32	1"1/4	**A502191/3242**	1"11/16-12	42x2	83,5	44	19	50	50
28÷32	1"1/4	**A502191/3248**	1"11/16-12	48x2	86	44	21,5	55	50
35-38	1"1/2	**A502191/3848**	2"-12	48x2	86	44	21,5	55	57

502168

Terminale diritto femmina
ORFS - maschio GAS cil. (BSPP)
con tenuta ad elastomero
per sedi ISO 1179
Connector swivel nut
ORFS - male BSPP
with elastomer seal
ISO 1179 ports

SEDI PAG.34 / *PORTS PAG.34*

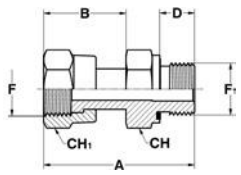

T MM.	T IN.	RIFERIMENTO REFERENCE	F UNF-UN	F1 GAS CIL.BSPP	A	B	D	CH	CH1
6	1/4	**A502168/0610**	9/16-18	1/8	42	23,5	8	14	17
6	1/4	**A502168/0613**	9/16-18	1/4	46	23,5	12	19	17
8-10	5/16-3/8	**A502168/1013**	11/16-16	1/4	49,5	28	12	19	22
8-10	5/16-3/8	**A502168/1017**	11/16-16	3/8	49,5	28	12	22	22
8-10	5/16-3/8	**A502168/1021**	11/16-16	1/2	54	28	14	27	22
12	1/2	**A502168/1217**	13/16-16	3/8	58,5	33	12	22	24
12	1/2	**A502168/1221**	13/16-16	1/2	60,5	33	14	27	24
14÷16	5/8	**A502168/1617**	1"-14	3/8	63	37,5	12	24	30
14÷16	5/8	**A502168/1621**	1"-14	1/2	65,5	37,5	14	27	30
14÷16	5/8	**A502168/1626**	1"-14	3/4	67,5	37,5	16	32	30
18-20	3/4	**A502168/2026**	1"3/16-12	3/4	71,5	41,5	16	32	36
18-20	3/4	**A502168/2033**	1"3/16-12	1"	79,5	41,5	18	41	36
22-25	7/8-1"	**A502168/2526**	1"7/16-12	3/4	80	43,5	16	36	41
22-25	7/8-1"	**A502168/2533**	1"7/16-12	1"	82	43,5	18	41	41
22-25	7/8-1"	**A502168/2542**	1"7/16-12	1"1/4	84	43,5	20	50	41
28÷32	1"1/4	**A502168/3233**	1"11/16-12	1"	84	44	18	41	50
28÷32	1"1/4	**A502168/3242**	1"11/16-12	1"1/4	84	44	20	50	50
28÷32	1"1/4	**A502168/3248**	1"11/16-12	1"1/2	86	44	22	55	50
35-38	1"1/2	**A502168/3848**	2"-12	1"1/2	86	44	22	55	57
6	1/4	**SA502168/0617**	9/16-18	3/8	45	23,5	12	22	17
12	1/2	**SA502168/1213**	13/16-16	1/4	56	33	12	22	24
22-25	7/8-1"	**SA502168/2521**	1"7/16-12	1/2	78	43,5	14	36	41

FOR S.P.A. - NORME E DIMENSIONI SOGGETTE A MODIFICHE SENZA PREAVVISO.
FOR S.P.A. - DESIGN DETAILS AND SPECIFICATIONS SUBJECT TO CHANGE WITHOUT PRIOR NOTICE.

502179

Terminale diritto femmina ORFS - maschio Metrico cil. con tenuta ad elastomero per sedi ISO 9974
Connector swivel nut ORFS - male Metric with elastomer seal ISO 9974 ports

SEDI PAG.34 / *PORTS PAG.34*

T MM.	T IN.	RIFERIMENTO REFERENCE	F UNF-UN	F1 METRICO METRIC	A	B	D	CH	CH1
6	1/4	**A502179/0610**	9/16-18	10x1	42	23,5	8	17	17
6	1/4	**A502179/0612**	9/16-18	12x1,5	46	23,5	12	17	17
8-10	5/16-3/8	**A502179/1014**	11/16-16	14x1,5	49,5	28	12	19	22
8-10	5/16-3/8	**A502179/1016**	11/16-16	16x1,5	49,5	28	12	22	22
12	1/2	**A502179/1216**	13/16-16	16x1,5	58,5	33	12	22	24
12	1/2	**A502179/1218**	13/16-16	18x1,5	58,5	33	12	24	24
12	1/2	**A502179/1222**	13/16-16	22x1,5	60,5	33	14	27	24
14÷16	5/8	**A502179/1622**	1"-14	22x1,5	65,5	37,5	14	27	30
14÷16	5/8	**A502179/1627**	1"-14	27x2	66,5	37,5	16	32	30
18-20	3/4	**A502179/2027**	1"3/16-12	27x2	70,5	41,5	16	32	36
18-20	3/4	**A502179/2033**	1"3/16-12	33x2	79,5	41,5	18	41	36
22-25	7/8-1"	**A502179/2533**	1"7/16-12	33x2	82	43,5	18	41	41
22-25	7/8-1"	**A502179/2542**	1"7/16-12	33x2	84	43,5	20	50	41
28÷32	1"1/4	**A502179/3242**	1"11/16-12	42x2	84	44	20	50	50
28÷32	1"1/4	**A502179/3248**	1"11/16-12	48x2	86	44	22	55	50
35-38	1"1/2	**A502179/3848**	2"-12	48x2	86	44	22	55	57
8-10	5/16-3/8	**SA502179/1018**	11/16-16	18x1,5	50,5	28	12	24	22

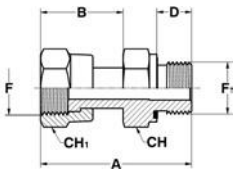

502212

Terminale diritto femmina ORFS - femmina BSPP per presa di pressione
Straight connector swivel nut ORFS - pressure test port BSPP

T MM.	T IN.	RIFERIMENTO REFERENCE	F UNF-UN	F1 GAS CIL.BSPP	A	B	CH	CH1	FORMA SHAPE
6	1/4	**A502212/0610**	9/16-18	1/8	29	15,5	17	14	**A**
6	1/4	**A502212/0613**	9/16-18	1/4	38	15,5	17	19	**A**
8-10	5/16-3/8	**A502212/1013**	11/16-16	1/4	38	18,5	22	19	**A**
12	1/2	**A502212/1213**	13/16-16	1/4	41,5	22	24	19	**A**
14÷16	5/8	**A502212/1613**	1"-14	1/4	15,5	-	30	-	**B**
18-20	3/4	**A502212/2013**	1"3/16-12	1/4	14	-	36	-	**B**
22-25	7/8-1"	**A502212/2513**	1"7/16-12	1/4	15,5	-	41	-	**B**
28÷32	1"1/4	**A502212/3213**	1"11/16-12	1/4	14	-	50	-	**B**

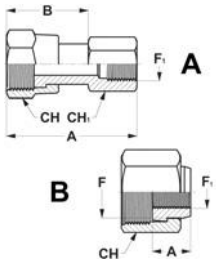

FOR S.P.A. - NORME E DIMENSIONI SOGGETTE A MODIFICHE SENZA PREAVVISO.
FOR S.P.A. - DESIGN DETAILS AND SPECIFICATIONS SUBJECT TO CHANGE WITHOUT PRIOR NOTICE.

RACCORDI A TENUTA FRONTALE O.R.

CONNECTORS O-RING FACE SEAL

502092

Terminale maschio
ORFS - NPTF
per sedi SAE 476
Connector male
ORFS - male NPTF
taper SAE 476 ports

SEDI PAG.35 / *PORTS PAG.35*

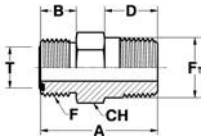

T MM.	T IN.	RIFERIMENTO REFERENCE	F UNF-UN	F1 NPTF	A	B	D	CH
6	1/4	**A502092/0610**	9/16-18	1/8	27.5	10	10	16
6	1/4	**A502092/0613**	9/16-18	1/4	32.5	10	14,5	16
6	1/4	**A502092/0617**	9/16-18	3/8	34	10	14,5	19
8-10	5/16-3/8	**A502092/1013**	11/16-16	1/4	35	11	14,5	19
8-10	5/16-3/8	**A502092/1017**	11/16-16	3/8	35	11	14,5	19
8-10	5/16-3/8	**A502092/1021**	11/16-16	1/2	40	11	19	22
12	1/2	**A502092/1217**	13/16-16	3/8	37.5	13	14,5	22
12	1/2	**A502092/1221**	13/16-16	1/2	42	13	19	22
12	1/2	**A502092/1226**	13/16-16	3/4	43	13	19	27
14÷16	5/8	**A502092/1621**	1"-14	1/2	45.5	15,5	19	27
14÷16	5/8	**A502092/1626**	1"-14	3/4	45.5	15,5	19	27
18-20	3/4	**A502092/2021**	1"3/16-12	1/2	49	17	19	32
18-20	3/4	**A502092/2026**	1"3/16-12	3/4	49	17	19	32
18-20	3/4	**A502092/2033**	1"3/16-12	1"	55	17	24	35
22-25	7/8-1"	**A502092/2526**	1"7/16-12	3/4	49.5	17,5	19	38
22-25	7/8-1"	**A502092/2533**	1"7/16-12	1"	55.5	17,5	24	38
28÷32	1"1/4	**A502092/3242**	1"11/16-12	1"1/4	58	17,5	24,5	46
35-38	1"1/2	**A502092/3848**	2"-12	1"1/2	61	17,5	25,5	55
8-10	5/16-3/8	**SA502092/1010**	11/16-16	1/8	29	11	10	19
14÷16	5/8	**SA502092/1617**	1"-14	3/8	40	15,5	14,5	27
22-25	7/8-1"	**SA502092/2542**	1"7/16-12	1"1/4	58	17,5	24,5	46
28÷32	1"1/4	**SA502092/3233**	1"11/16-12	1"	57.5	17,5	24	46
28÷32	1"1/4	**SA502092/3260**	1"11/16-12	2"	62	17,5	26	65
35-38	1"1/2	**SA502092/3860**	2"-12	2"	62	17,5	26	65

502102

Giunzione diritta
ORFS - JIC
Union male
ORFS - male JIC

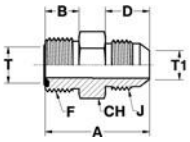

T MM.	T IN.	RIFERIMENTO REFERENCE	F UNF-UN	J UNF-UN	A	B	D	CH
6	1/4	**A502102/0606**	9/16-18	7/16-20	31.5	10	14	16
8-10	5/16-3/8	**A502102/1010**	11/16-16	9/16-18	34	11	14	19
12	1/2	**A502102/1212**	13/16-16	3/4-16	39.5	13	17	22
14÷16	5/8	**A502102/1616**	1"-14	7/8-14	46.5	15,5	19,5	27
18-20	3/4	**A502102/2020**	1"3/16-12	1"1/16-12	52	17	22	32
22-25	7/8-1"	**A502102/2525**	1"7/16-12	1"5/16-12	54.5	17,5	23	38
28÷32	1"1/4	**A502102/3232**	1"11/16-12	1"5/8-12	58	17,5	24,5	46
35-38	1"1/2	**A502102/3838**	2"-12	1"7/8-12	63	17,5	27,5	55
8-10	5/16-3/8	**SA502102/1012**	11/16-16	3/4-16	38	11	17	22
12	1/2	**SA502102/1210**	13/16-16	9/16-18	37	13	14	22
12	1/2	**SA502102/1216**	13/16-16	7/8-14	42.5	16	19,5	24
14÷16	5/8	**SA502102/1610**	1"-14	9/16-18	40	15,5	14	27
14÷16	5/8	**SA502102/1612**	1"-14	3/4-16	43.5	15,5	17	27
18-20	3/4	**SA502102/2016**	1"3/16-12	7/8-14	49.5	17	19,5	32
18-20	3/4	**SA502102/2025**	1"3/16-12	1"5/16-12	54	17	23	38
22-25	7/8-1"	**SA502102/2516**	1"7/16-12	7/8-14	51	17,5	19,5	38
22-25	7/8-1"	**SA502102/2520**	1"7/16-12	1"1/16-12	53	17,5	22	38

FOR S.P.A. - NORME E DIMENSIONI SOGGETTE A MODIFICHE SENZA PREAVVISO.
FOR S.P.A. - DESIGN DETAILS AND SPECIFICATIONS SUBJECT TO CHANGE WITHOUT PRIOR NOTICE.

502124

Giunzione maschio
ORFS - femmina JIC
Connector male
ORFS - swivel nut JIC

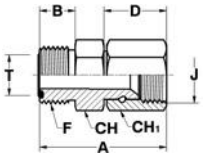

T MM.	T IN.	RIFERIMENTO REFERENCE	F UNF-UN	J UNF-UN	A	B	D	CH	CH1
6	1/4	**A502124/0606**	9/16-18	7/16-20	36,5	10	18,5	16	14
8-10	5/16-3/8	**A502124/1010**	11/16-16	9/16-18	41	11	21,5	19	17
12	1/2	**A502124/1212**	13/16-16	3/4-16	46,5	13	23	22	22
14÷16	5/8	**A502124/1616**	1"-14	7/8-14	53	15,5	26	27	27
18-20	3/4	**A502124/2020**	1"3/16-12	1"1/16-12	57,5	17	27,5	32	32
22-25	7/8-1"	**A502124/2525**	1"7/16-12	1"5/16-12	60,5	17,5	30	38	38
28÷32	1"1/4	**A502124/3232**	1"11/16-12	1"5/8-12	65,5	17,5	32,5	46	50
35-38	1"1/2	**A502124/3838**	2"-12	1"7/8-12	71,5	17,5	38	55	57
8-10	5/16-3/8	**SA502124/1012**	11/16-16	3/4-16	42,5	11	23	19	22
12	1/2	**SA502124/1216**	13/16-16	7/8-14	49	13	26	22	27
14÷16	5/8	**SA502124/1620**	1"-14	1"1/16-12	56	15,5	27,5	27	32
18-20	3/4	**SA502124/2016**	1"3/16-12	7/8-14	56	17	26	32	27

502069

Giunzione diritta
di riduzione maschio
ORFS - femmina ORFS
Reducing male
ORFS - female ORFS

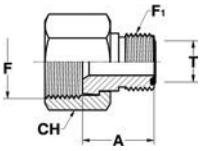

T MM.	T IN.	RIFERIMENTO REFERENCE	F UNF-UN	F1 UNF-UN	A	CH
12	1/2	**A502069/1206**	13/16-16	9/16-18	22	24
14÷16	5/8	**A502069/1606**	1"-14	9/16-18	23	30
14÷16	5/8	**A502069/1610**	1"-14	11/16-16	24,5	30
14÷16	5/8	**A502069/1612**	1"-14	13/16-16	26	30
18-20	3/4	**A502069/2010**	1"3/16-12	11/16-16	27	36
18-20	3/4	**A502069/2012**	1"3/16-12	13/16-16	28	36
22-25	7/8-1"	**A502069/2512**	1"7/16-12	13/16-16	29,5	41
22-25	7/8-1"	**A502069/2516**	1"7/16-12	1"-14	32	41
28÷32	1"1/4	**A502069/3220**	1"11/16-12	1"3/16-12	34	50
35-38	1"1/2	**A502069/3825**	2"-12	1"7/16-12	34	57
35-38	1"1/2	**A502069/3832**	2"-12	1"11/16-12	34	57
8-10	5/16-3/8	**SA502069/1006**	11/16-16	9/16-18	19,5	22
12	1/2	**SA502069/1210**	13/16-16	11/16-16	22,5	24
18-20	3/4	**SA502069/2006**	1"3/16-12	9/16-18	25	36
18-20	3/4	**SA502069/2016**	1"3/16-12	1"-14	43	36
18-20	3/4	**SA502069/2020**	1"3/16-12	1"3/16-12	44	36
22-25	7/8-1"	**SA502069/2506**	1"7/16-12	9/16-18	27	41
22-25	7/8-1"	**SA502069/2510**	1"7/16-12	11/16-16	28	41
22-25	7/8-1"	**SA502069/2520**	1"7/16-12	1"3/16-12	34	41
28÷32	1"1/4	**SA502069/3216**	1"11/16-12	1"-14	32	50
28÷32	1"1/4	**SA502069/3225**	1"11/16-12	1"7/16-12	34	50
35-38	1"1/2	**SA502069/3812**	2"-12	13/16-16	29	57
35-38	1"1/2	**SA502069/3816**	2"-12	1"-14	32	57
35-38	1"1/2	**SA502069/3820**	2"-12	1"3/16-12	33	57

FOR S.P.A. - NORME E DIMENSIONI SOGGETTE A MODIFICHE SENZA PREAVVISO.
FOR S.P.A. - DESIGN DETAILS AND SPECIFICATIONS SUBJECT TO CHANGE WITHOUT PRIOR NOTICE.

RACCORDI A TENUTA FRONTALE O.R.

CONNECTORS O-RING FACE SEAL

502311

Giunzione diritta maschio ORFS - femmina ORFS e attacco femmina BSPP per presa di pressione
Union straight male ORFS - swivel nut ORFS + pressure test port BSPP

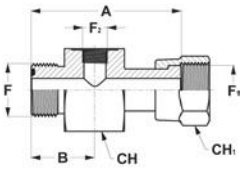

T MM.	T IN.	RIFERIMENTO REFERENCE	F UNF-UN	F1 UNF-UN	A	F2	B	CH	CH1
6	1/4	**A502311/060613**	9/16-18	9/16-18	50	1/4-BSP	22	36	17
8-10	5/16-3/8	**A502311/101013**	11/16-16	11/16-16	53	1/4-BSP	23	36	22
12	1/2	**A502311/121213**	13/16-16	13/16-16	58	1/4-BSP	25	36	24
14÷16	5/8	**A502311/161613**	1"-14	1"-14	64	1/4-BSP	27	36	30
18-20	3/4	**A502311/202013**	1"3/16-12	1"3/16-12	68	1/4-BSP	29	41	36
22-25	7/8-1"	**A502311/252513**	1"7/16-12	1"7/16-12	71	1/4-BSP	29	46	41
28÷32	1"1/4	**A502311/323213**	1"11/16-12	1"11/16-12	73	1/4-BSP	29	50	50
35-38	1"1/2	**A502311/383813**	2"-12	2"-12	74	1/4-BSP	29	57	57

503000

Giunzione diritta passaparatia ORFS - ORFS
Bulkhead union male ORFS - ORFS

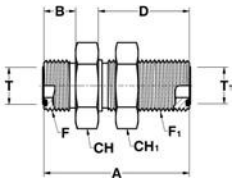

T MM.	T IN.	T1 MM.	T1 IN.	RIFERIMENTO REFERENCE	F UNF-UN	F1 UNF-UN	A	B	D	CH	CH1
6	1/4	6	1/4	**A503000/06**	9/16-18	9/16-18	48	10	31,5	22	22
8-10	5/16-3/8	8-10	5/16-3/8	**A503000/10**	11/16-16	11/16-16	53	11	34	27	27
12	1/2	12	1/2	**A503000/12**	13/16-16	13/16-16	58,5	13	36,5	30	30
14÷16	5/8	14÷16	5/8	**A503000/16**	1"-14	1"-14	66,5	15,5	40,5	36	36
18-20	3/4	18-20	3/4	**A503000/20**	1"3/16-12	1"3/16-12	69	17	41,5	41	41
22-25	7/8-1"	22-25	7/8-1"	**A503000/25**	1"7/16-12	1"7/16-12	70	17,5	42	46	46
28÷32	1"1/4	28÷32	1"1/4	**A503000/32**	1"11/16-12	1"11/16-12	70	17,5	42	50	50
35-38	1"1/2	35-38	1"1/2	**A503000/38**	2"-12	2"-12	70	17,5	42	60	60
14÷16	5/8	12	1/2	**SA503000/1612**	1"-14	13/16-16	62.5	15,5	36,5	36	30
18-20	3/4	22-25	7/8-1"	**SA503000/2025**	1"3/16-12	1"7/16-12	69.5	17	42	46	46

FOR S.P.A. - NORME E DIMENSIONI SOGGETTE A MODIFICHE SENZA PREAVVISO.
FOR S.P.A. - DESIGN DETAILS AND SPECIFICATIONS SUBJECT TO CHANGE WITHOUT PRIOR NOTICE.

502070

Giunzione diritta maschio
ORFS - sede a saldare
Braze male ORFS

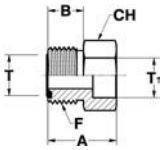

T MM.	T IN.	RIFERIMENTO REFERENCE	F UNF-UN	A	B	T1	CH
6	1/4	**A502070/0606**	9/16-18	22	10	6	16
6	1/4	**A502070/0610**	9/16-18	22	10	10	16
8-10	5/16-3/8	**A502070/1010**	11/16-16	23	11	10	19
8-10	5/16-3/8	**A502070/1012**	11/16-16	23	11	12	19
12	1/2	**A502070/1212**	13/16-16	25	13	12	22
12	1/2	**A502070/1216**	13/16-16	25	13	16	22
14÷16	5/8	**A502070/1616**	1"-14	27,5	15,5	16	27
14÷16	5/8	**A502070/1618**	1"-14	32	15,5	18	27
18-20	3/4	**A502070/2018**	1"3/16-12	34	17	18	32
18-20	3/4	**A502070/2020**	1"3/16-12	34	17	20	32
18-20	3/4	**A502070/2025**	1"3/16-12	35	17	25	38
22-25	7/8-1"	**A502070/2525**	1"7/16-12	38,5	17,5	25	38
22-25	7/8-1"	**A502070/2532**	1"7/16-12	38,5	17,5	32	42
28÷32	1"1/4	**A502070/3232**	1"11/16-12	38,5	17,5	32	46
28÷32	1"1/4	**A502070/3238**	1"11/16-12	38,5	17,5	38	46
35-38	1"1/2	**A502070/3838**	2"-12	38,5	17,5	38	55
12	1/2	**SA502070/1222**	13/16-16	29	13	22	30
14÷16	5/8	**SA502070/1620**	1"-14	31	15,5	20	27
14÷16	5/8	**SA502070/1622**	1"-14	34	15,5	22	30
18-20	3/4	**SA502070/2027**	1"3/16-12	35	17	27	38
18-20	3/4	**SA502070/2030**	1"3/16-12	35	17	30	41
18-20	3/4	**SA502070/2034**	1"3/16-12	35	17	34	46
18-20	3/4	**SA502070/2035**	1"3/16-12	35	17	35	46
22-25	7/8-1"	**SA502070/2527**	1"7/16-12	38,5	17,5	27	42
22-25	7/8-1"	**SA502070/2528**	1"7/16-12	38,5	17,5	28	42
22-25	7/8-1"	**SA502070/2530**	1"7/16-12	38,5	17,5	30	42
22-25	7/8-1"	**SA502070/2534**	1"7/16-12	39	17,5	34	42
22-25	7/8-1"	**SA502070/2535**	1"7/16-12	38,5	17,5	35	46
22-25	7/8-1"	**SA502070/2538**	1"7/16-12	38,5	17,5	38	46
28÷32	1"1/4	**SA502070/3228**	1"11/16-12	38,5	17,5	28	46
28÷32	1"1/4	**SA502070/3235**	1"11/16-12	38,5	17,5	35	46

FOR S.P.A. - NORME E DIMENSIONI SOGGETTE A MODIFICHE SENZA PREAVVISO.
FOR S.P.A. - DESIGN DETAILS AND SPECIFICATIONS SUBJECT TO CHANGE WITHOUT PRIOR NOTICE.

RACCORDI A TENUTA FRONTALE O.R.

CONNECTORS O-RING FACE SEAL

501024

Tappo maschio ORFS
Male plug ORFS

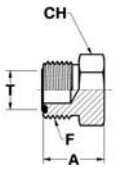

T		RIFERIMENTO REFERENCE	F	A	CH
MM.	IN.		UNF-UN		
6	1/4	**A501024/06**	9/16-18	16,5	17
8-10	5/16-3/8	**A501024/10**	11/16-16	19	19
12	1/2	**A501024/12**	13/16-16	22	22
14÷16	5/8	**A501024/16**	1"-14	26	27
18-20	3/4	**A501024/20**	1"3/16-12	27,5	32
22-25	7/8-1"	**A501024/25**	1"7/16-12	28	41
28÷32	1"1/4	**A501024/32**	1"11/16-12	28	46
35-38	1"1/2	**A501024/38**	2"-12	28	55

501035

Tappo femmina ORFS
Female plug ORFS

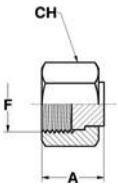

T		RIFERIMENTO REFERENCE	F	A	CH
MM.	IN.		UNF-UN		
6	1/4	**A501035/06**	9/16-18	16	17
8-10	5/16-3/8	**A501035/10**	11/16-16	18	22
12	1/2	**A501035/12**	13/16-16	22	24
14÷16	5/8	**A501035/16**	1"-14	25,5	30
18-20	3/4	**A501035/20**	1"3/16-12	27	36
22-25	7/8-1"	**A501035/25**	1"7/16-12	29	41
28÷32	1"1/4	**A501035/32**	1"11/16-12	29	50
35-38	1"1/2	**A501035/38**	2"-12	29	57

FOR S.P.A. - NORME E DIMENSIONI SOGGETTE A MODIFICHE SENZA PREAVVISO.
FOR S.P.A. - DESIGN DETAILS AND SPECIFICATIONS SUBJECT TO CHANGE WITHOUT PRIOR NOTICE.

503011

Giunzione diritta passaparatia ORFS - GAS cil. (BSPP) con O.R. e rondella per sedi ISO 1179
Connector bulkhead male ORFS - male BSPP with O.R. and retaining ring ISO 1179 ports

SEDI PAG.32 / *PORTS PAG.32*

T MM.	T IN.	RIFERIMENTO REFERENCE	F UNF-UN	F1 GAS CIL.BSPP	A	B	D	CH	CH1
6	1/4	**A503011/0613**	9/16-18	1/4	51,5	31,5	10	19	22
8-10	5/16-3/8	**A503011/1013**	11/16-16	1/4	55	34	10	22	27
8-10	5/16-3/8	**A503011/1017**	11/16-16	3/8	55	34	10	24	27
12	1/2	**A503011/1221**	13/16-16	1/2	61	36,5	12	27	30
14÷16	5/8	**A503011/1621**	1"-14	1/2	66,5	40,5	12	30	35
14÷16	5/8	**A503011/1626**	1"-14	3/4	70	40,5	14	36	35
18-20	3/4	**A503011/2021**	1"3/16-12	1/2	68,5	41,5	12	36	41
18-20	3/4	**A503011/2026**	1"3/16-12	3/4	71	41,5	14	38	41
18-20	3/4	**A503011/2033**	1"3/16-12	1"	73,5	41,5	15,5	41	41
22-25	7/8-1"	**A503011/2533**	1"7/16-12	1"	73,5	42	15,5	41	46
28÷32	1"1/4	**A503011/3242**	1"11/16-12	1"1/4	76	42	17,5	50	50
35-38	1"1/2	**A503011/3848**	2"-12	1"1/2	80	42	19,5	60	60

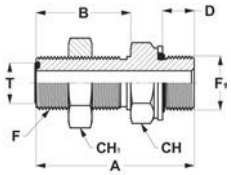

503022

Giunzione diritta passaparatia ORFS - Metrico cil. con O.R. e rondella per sedi ISO 9974
Connector bulkhead male ORFS - male Metric with O.R. and retaining ring ISO 9974 ports

SEDI PAG.32 / *PORTS PAG.32*

T MM.	T IN.	RIFERIMENTO REFERENCE	F UNF-UN	F1 METRICO METRIC	A	B	D	CH	CH1
6	1/4	**A503022/0612**	9/16-18	12x1,5	51	31,5	9,5	19	22
8-10	5/16-3/8	**A503022/1014**	11/16-16	14x1,5	55	34	9,5	22	27
8-10	5/16-3/8	**A503022/1016**	11/16-16	16x1,5	56	34	11	22	27
12	1/2	**A503022/1218**	13/16-16	18x1,5	61	36,5	12,5	27	30
12	1/2	**A503022/1222**	13/16-16	22x1,5	64	36,5	13,5	27	30
14÷16	5/8	**A503022/1622**	1"-14	22x1,5	68	40,5	13,5	30	35
14÷16	5/8	**A503022/1627**	1"-14	27x2	71	40,5	16,5	32	35
18-20	3/4	**A503022/2027**	1"3/16-12	27x2	72	41,5	16,5	36	41
18-20	3/4	**A503022/2033**	1"3/16-12	33x2	73	41,5	16,5	41	41
22-25	7/8-1"	**A503022/2533**	1"7/16-12	33x2	74	42	16,5	41	46
28÷32	1"1/4	**A503022/3242**	1"11/16-12	42x2	75	42	17	50	50
35-38	1"1/2	**A503022/3848**	2"-12	48x2	80	42	19,5	60	60

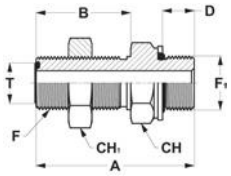

FOR S.P.A. - NORME E DIMENSIONI SOGGETTE A MODIFICHE SENZA PREAVVISO.
FOR S.P.A. - DESIGN DETAILS AND SPECIFICATIONS SUBJECT TO CHANGE WITHOUT PRIOR NOTICE.

RACCORDI A TENUTA FRONTALE O.R.

CONNECTORS O-RING FACE SEAL

503033

Giunzione diritta passaparatia
ORFS - NPTF
per sedi SAE 476
Connector bulkhead male
ORFS - male NPTF
taper SAE 476 ports

SEDI PAG.35 / *PORTS PAG.35*

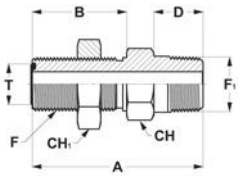

T MM.	T IN.	RIFERIMENTO REFERENCE	F UNF-UN	F1 NPTF	A	B	D	CH	CH1
6	1/4	**A503033/0610**	9/16-18	1/8	50	31,5	10	19	22
6	1/4	**A503033/0613**	9/16-18	1/4	54	31,5	14,5	19	22
8-10	5/16-3/8	**A503033/1013**	11/16-16	1/4	58	34	14,5	22	27
8-10	5/16-3/8	**A503033/1017**	11/16-16	3/8	58	34	14,5	22	27
12	1/2	**A503033/1217**	13/16-16	3/8	60	36,5	14,5	24	30
12	1/2	**A503033/1221**	13/16-16	1/2	66	36,5	19	24	30
14÷16	5/8	**A503033/1621**	1"-14	1/2	69	40,5	19	30	36
14÷16	5/8	**A503033/1626**	1"-14	3/4	70	40,5	19	30	36
18-20	3/4	**A503033/2021**	1"3/16-12	1/2	73	41,5	19	35	41
18-20	3/4	**A503033/2026**	1"3/16-12	3/4	73	41,5	19	35	41
22-25	7/8-1"	**A503033/2533**	1"7/16-12	1"	80	42	24	41	46
28÷32	1"1/4	**A503033/3242**	1"11/16-12	1"1/4	82	42	24,5	46	46
35-38	1"1/2	**A503033/3848**	2"-12	1"1/2	83	42	25,5	55	60

504012

Prolunga
ORFS - SAE UNF-UN
per sedi ISO 11926
Long connector male
ORFS - male SAE UNF-UN
with O.R. ISO 11926 ports

SEDI PAG.30 / *PORTS PAG.30*

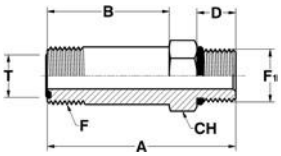

T MM.	T IN.	RIFERIMENTO REFERENCE	F UNF-UN	F1 UNF-UN	A	B	D	CH
6	1/4	**A504012/0611**	9/16-18	7/16-20	52.5	33,5	11	16
8-10	5/16-3/8	**A504012/1014**	11/16-16	9/16-18	58	37	12	19
12	1/2	**A504012/1219**	13/16-16	3/4-16	68	44	14	22
14÷16	5/8	**A504012/1622**	1"-14	7/8-14	79.5	52	16	27
18-20	3/4	**A504012/2027**	1"3/16-12	1"1/16-12	95.5	63	18,5	32
22-25	7/8-1"	**A504012/2533**	1"7/16-12	1"5/16-12	105	72,5	18,5	38
28÷32	1"1/4	**A504012/3241**	1"11/16-12	1"5/8-12	121	86	18,5	50
35-38	1"1/2	**A504012/3848**	2"-12	1"7/8-12	133.5	97	18,5	55
6	1/4	**SA504012/0614**	9/16-18	9/16-18	54.5	33,5	12	19
12	1/2	**SA504012/1222**	13/16-16	7/8-14	71,5	44	16	27
18-20	3/4	**SA504012/2019**	1"3/16-12	3/4-16	95.5	63	14	32

FOR S.P.A. - NORME E DIMENSIONI SOGGETTE A MODIFICHE SENZA PREAVVISO.
FOR S.P.A. - DESIGN DETAILS AND SPECIFICATIONS SUBJECT TO CHANGE WITHOUT PRIOR NOTICE.

504023

Prolunga
ORFS - GAS cil. (BSPP)
con O.R. e rondella
per sedi ISO 1179
Long connector male
ORFS - male BSPP
with O.R. and retaining ring
ISO 1179 ports

SEDI PAG.32 / *PORTS PAG.32*

T MM.	T IN.	RIFERIMENTO REFERENCE	F UNF-UN	F1 GAS CIL.BSPP	A	B	D	CH
6	1/4	**A504023/0610**	9/16-18	1/8	52	33,5	7	17
8-10	5/16-3/8	**A504023/1013**	11/16-16	1/4	58	37	10	19
12	1/2	**A504023/1217**	13/16-16	3/8	67	44	10	24
14÷16	5/8	**A504023/1621**	1"-14	1/2	76	52	12	27
18-20	3/4	**A504023/2026**	1"3/16-12	3/4	93	63	14	36
18-20	3/4	**A504023/2033**	1"3/16-12	1"	94,5	63	15,5	41
22-25	7/8-1"	**A504023/2533**	1"7/16-12	1"	105	72,5	15,5	41
22-25	7/8-1"	**A504023/2542**	1"7/16-12	1"1/4	106	72,5	17,5	50
28÷32	1"1/4	**A504023/3242**	1"11/16-12	1"1/4	120	86	17,5	50
35-38	1"1/2	**A504023/3848**	2"-12	1"1/2	137	97	19,5	60

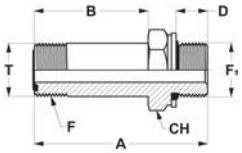

505052

Giunzione 45° maschio
ORFS - femmina ORFS
45° elbow union male
ORFS - swivel nut ORFS

T MM.	T IN.	RIFERIMENTO REFERENCE	F UNF-UN	F1 UNF-UN	B	C	CH
6	1/4	**A505052/06**	9/16-18	9/16-18	16	31	17
8-10	5/16-3/8	**A505052/10**	11/16-16	11/16-16	19	36	22
12	1/2	**A505052/12**	13/16-16	13/16-16	20,5	41	24
14÷16	5/8	**A505052/16**	1"-14	1"-14	23,5	49	30
18-20	3/4	**A505052/20**	1"3/16-12	1"3/16-12	26	55	36
22-25	7/8-1"	**A505052/25**	1"7/16-12	1"7/16-12	30	60	41
28÷32	1"1/4	**A505052/32**	1"11/16-12	1"11/16-12	32	60	50
35-38	1"1/2	**A505052/38**	2"-12	2"-12	37	62	57

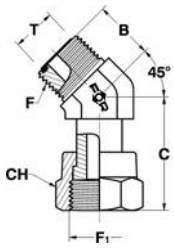

FOR S.P.A. - NORME E DIMENSIONI SOGGETTE A MODIFICHE SENZA PREAVVISO.
FOR S.P.A. - DESIGN DETAILS AND SPECIFICATIONS SUBJECT TO CHANGE WITHOUT PRIOR NOTICE.

RACCORDI A TENUTA FRONTALE O.R.

CONNECTORS O-RING FACE SEAL

505007

Terminale orientabile 45°
ORFS - SAE UNF-UN
per sedi ISO 11926
45° (ADJ) elbow male
ORFS - male SAE UNF-UN
with O.R. ISO 11926 ports

SEDI PAG.30 / *PORTS PAG.30*

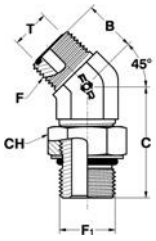

T MM.	T IN.	RIFERIMENTO REFERENCE	F UNF-UN	F1 UNF-UN	B	C	CH
6	1/4	**A505007/0611**	9/16-18	7/16-20	16	30	16
6	1/4	**A505007/0614**	9/16-18	9/16-18	17.5	33	19
8-10	5/16-3/8	**A505007/1011**	11/16-16	7/16-20	19	31	16
8-10	5/16-3/8	**A505007/1014**	11/16-16	9/16-18	19	33	19
8-10	5/16-3/8	**A505007/1019**	11/16-16	3/4-16	19	36.5	24
12	1/2	**A505007/1214**	13/16-16	9/16-18	20,5	32.5	19
12	1/2	**A505007/1219**	13/16-16	3/4-16	20,5	36,5	24
12	1/2	**A505007/1222**	13/16-16	7/8-14	21	45	27
14÷16	5/8	**A505007/1619**	1"-14	3/4-16	23,5	40.5	24
14÷16	5/8	**A505007/1622**	1"-14	7/8-14	23,5	45	27
14÷16	5/8	**A505007/1627**	1"-14	1"1/16-12	24,5	50	35
18-20	3/4	**A505007/2022**	1"3/16-12	7/8-14	26	45.5	27
18-20	3/4	**A505007/2027**	1"3/16-12	1"1/16-12	26	50	35
18-20	3/4	**A505007/2033**	1"3/16-12	1"5/16-12	29.5	52.5	41
22-25	7/8-1"	**A505007/2527**	1"7/16-12	1"1/16-12	30	51.5	35
22-25	7/8-1"	**A505007/2533**	1"7/16-12	1"5/16-12	30	52,5	41
22-25	7/8-1"	**A505007/2541**	1"7/16-12	1"5/8-12	32	53,5	50
28÷32	1"1/4	**A505007/3241**	1"11/16-12	1"5/8-12	32	53,5	50
35-38	1"1/2	**A505007/3848**	2"-12	1"7/8-12	37	53,5	55
6	1/4	**SA505007/0619**	9/16-18	3/4-16	18	36,5	24
12	1/2	**SA505007/1212**	13/16-16	1/2-20	20,5	30	16
18-20	3/4	**SA505007/2019**	1"3/16-12	3/4-16	27	41,5	24

505018

Terminale orientabile 45°
ORFS - GAS cil. (BSPP)
con O.R. e rondella
per sedi ISO 1179
45° (ADJ) elbow male
ORFS - male BSPP
with O.R. and retaining ring
ISO 1179 ports

SEDI PAG.32 / *PORTS PAG.32*

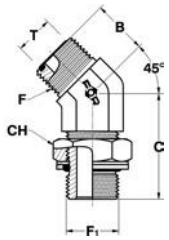

T MM.	T IN.	RIFERIMENTO REFERENCE	F UNF-UN	F1 GAS CIL.BSPP	B	C	CH
6	1/4	**A505018/0610**	9/16-18	1/8	16	28	14
6	1/4	**A505018/0613**	9/16-18	1/4	18	31	19
8-10	5/16-3/8	**A505018/1013**	11/16-16	1/4	19	32	19
8-10	5/16-3/8	**A505018/1017**	11/16-16	3/8	19	33	24
8-10	5/16-3/8	**A505018/1021**	11/16-16	1/2	19.5	43	27
12	1/2	**A505018/1217**	13/16-16	3/8	20.5	33.5	24
14÷16	5/8	**A505018/1621**	1"-14	1/2	23,5	42	27
14÷16	5/8	**A505018/1626**	1"-14	3/4	25	46.5	36
18-20	3/4	**A505018/2026**	1"3/16-12	3/4	26	50	36
18-20	3/4	**A505018/2033**	1"3/16-12	1"	29.5	52.5	41
22-25	7/8-1"	**A505018/2533**	1"7/16-12	1"	30	52.5	41
28÷32	1"1/4	**A505018/3242**	1"11/16-12	1"1/4	32	53.5	50
35-38	1"1/2	**A505018/3848**	2"-12	1"1/2	37	53.5	60
6	1/4	**SA505018/0617**	9/16-18	3/8	18.5	33	24
12	1/2	**SA505018/1221**	13/16-16	1/2	22	42	27
12	1/2	**SA505018/1226**	13/16-16	3/4	22	46.5	36
14÷16	5/8	**SA505018/1633**	1"-14	1"	28	52,5	41
14÷16	5/8	**SA505018/1642**	1"-14	1"1/4	31.5	53.5	50
18-20	3/4	**SA505018/2021**	1"3/16-12	1/2	29	46	27
22-25	7/8-1"	**SA505018/2526**	1"7/16-12	3/4	30	51	36
22-25	7/8-1"	**SA505018/2542**	1"7/16-12	1"1/4	33.5	53.5	50
28÷32	1"1/4	**SA505018/3233**	1"11/16-12	1"	32	48,5	41

FOR S.P.A. - NORME E DIMENSIONI SOGGETTE A MODIFICHE SENZA PREAVVISO.
FOR S.P.A. - DESIGN DETAILS AND SPECIFICATIONS SUBJECT TO CHANGE WITHOUT PRIOR NOTICE.

505085

Terminale orientabile 45°
ORFS - GAS cil. (JIS)
con O.R. per sedi JIS 2351
45° (ADJ) elbow male
ORFS - male JIS
with O.R. JIS 2351 ports

SEDI PAG.31 / *PORTS PAG.31*

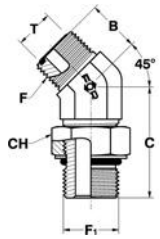

T MM.	T IN.	RIFERIMENTO REFERENCE	F UNF-UN	F1 GAS CIL.JIS	B	C	CH
6	1/4	**A505085/0610**	9/16-18	1/8	16	28	14
6	1/4	**A505085/0613**	9/16-18	1/4	18	31	19
6	1/4	**A505085/0617**	9/16-18	3/8	18.5	33	22
8-10	5/16-3/8	**A505085/1013**	11/16-16	1/4	19	32	19
8-10	5/16-3/8	**A505085/1017**	11/16-16	3/8	19	33	22
8-10	5/16-3/8	**A505085/1021**	11/16-16	1/2	19.5	43	27
12	1/2	**A505085/1217**	13/16-16	3/8	20.5	33.5	22
12	1/2	**A505085/1221**	13/16-16	1/2	22	42	27
12	1/2	**A505085/1226**	13/16-16	3/4	22	46.5	36
14÷16	5/8	**A505085/1621**	1"-14	1/2	23,5	42	27
14÷16	5/8	**A505085/1626**	1"-14	3/4	25	46.5	36
14÷16	5/8	**A505085/1642**	1"-14	1"1/4	31.5	53.5	50
18-20	3/4	**A505085/2021**	1"3/16-12	1/2	26	46	27
18-20	3/4	**A505085/2026**	1"3/16-12	3/4	26	50	36
18-20	3/4	**A505085/2033**	1"3/16-12	1"	29.5	52.5	41
22-25	7/8-1"	**A505085/2526**	1"7/16-12	3/4	30	51	36
22-25	7/8-1"	**A505085/2533**	1"7/16-12	1"	30	52.5	41
22-25	7/8-1"	**A505085/2542**	1"7/16-12	1"1/4	33.5	53.5	50
28÷32	1"1/4	**A505085/3242**	1"11/16-12	1"1/4	32	53.5	50
35-38	1"1/2	**A505085/3848**	2"-12	1"1/2	37	53.5	55

505029

Terminale orientabile 45°
ORFS - Metrico cil.
con O.R. e rondella
per sedi ISO 9974
45° (ADJ) elbow male
ORFS - male Metric
with O.R. and retaining ring
ISO 9974 ports

SEDI PAG.32 / *PORTS PAG.32*

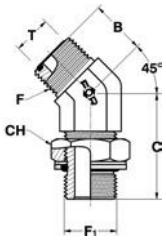

T MM.	T IN.	RIFERIMENTO REFERENCE	F UNF-UN	F1 METRICO METRIC	B	C	CH
6	1/4	**A505029/0612**	9/16-18	12x1,5	16	30	17
8-10	5/16-3/8	**A505029/1014**	11/16-16	14x1,5	19	33	19
8-10	5/16-3/8	**A505029/1016**	11/16-16	16x1,5	19	33	22
12	1/2	**A505029/1218**	13/16-16	18x1,5	20,5	36.5	24
14÷16	5/8	**A505029/1618**	1"-14	18x1,5	23,5	41.5	24
14÷16	5/8	**A505029/1622**	1"-14	22x1,5	23,5	44	27
18-20	3/4	**A505029/2027**	1"3/16-12	27x2	26	50	32
22-25	7/8-1"	**A505029/2533**	1"7/16-12	33x2	30	52.5	41
28÷32	1"1/4	**A505029/3242**	1"11/16-12	42x2	32	53.5	50
35-38	1"1/2	**A505029/3848**	2"-12	48x2	37	55.5	55
6	1/4	**SA505029/0610**	9/16-18	10x1	17	27	14
6	1/4	**SA505029/0614**	9/16-18	14x1,5	18	31.5	19
8-10	5/16-3/8	**SA505029/1018**	11/16-16	18x1,5	20	36.5	24
12	1/2	**SA505029/1214**	13/16-16	14x1,5	20,5	33	19
12	1/2	**SA505029/1222**	13/16-16	22x1,5	22	44	27
12	1/2	**SA505029/1227**	13/16-16	27x2	24	50	32
14÷16	5/8	**SA505029/1627**	1"-14	27x2	28	50	32
18-20	3/4	**SA505029/2022**	1"3/16-12	22x1,5	30	44.5	27
18-20	3/4	**SA505029/2026**	1"3/16-12	26x1,5	29	50	36
22-25	7/8-1"	**SA505029/2526**	1"7/16-12	26x1,5	30	51.5	36
22-25	7/8-1"	**SA505029/2527**	1"7/16-12	27x2	30	51,5	32

FOR S.P.A. - NORME E DIMENSIONI SOGGETTE A MODIFICHE SENZA PREAVVISO.
FOR S.P.A. - DESIGN DETAILS AND SPECIFICATIONS SUBJECT TO CHANGE WITHOUT PRIOR NOTICE.

RACCORDI A TENUTA FRONTALE O.R.

CONNECTORS O-RING FACE SEAL

505041

Terminale orientabile 45°
ORFS - Metrico cil.
con O.R. per sedi ISO 6149
45° (ADJ) elbow male
ORFS - male Metric
with O.R. ISO 6149 ports

SEDI PAG.30 / *PORTS PAG.30*

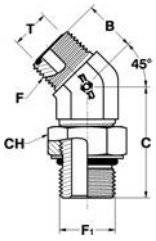

T MM.	T IN.	RIFERIMENTO REFERENCE	F UNF-UN	F1 METRICO METRIC	B	C	CH
6	1/4	**A505041/0612**	9/16-18	12x1,5	16	30	17
8-10	5/16-3/8	**A505041/1014**	11/16-16	14x1,5	19	33	19
8-10	5/16-3/8	**A505041/1016**	11/16-16	16x1,5	19	33	22
12	1/2	**A505041/1218**	13/16-16	18x1,5	20,5	36.5	24
14÷16	5/8	**A505041/1618**	1"-14	18x1,5	23,5	41.5	24
14÷16	5/8	**A505041/1622**	1"-14	22x1,5	23,5	44	27
18-20	3/4	**A505041/2027**	1"3/16-12	27x2	26	50	32
22-25	7/8-1"	**A505041/2533**	1"7/16-12	33x2	30	52.5	41
28÷32	1"1/4	**A505041/3242**	1"11/16-12	42x2	32	53.5	50
35-38	1"1/2	**A505041/3848**	2"-12	48x2	37	55.5	55
6	1/4	**SA505041/0610**	9/16-18	10x1	17	27	14
6	1/4	**SA505041/0614**	9/16-18	14x1,5	18	31.5	19
8-10	5/16-3/8	**SA505041/1018**	11/16-16	18x1,5	20	36.5	24
12	1/2	**SA505041/1222**	13/16-16	22x1,5	22	44	27
18-20	3/4	**SA505041/2022**	1"3/16-12	22x1,5	30	44.5	27
22-25	7/8-1"	**SA505041/2526**	1"7/16-12	26x1,5	30	51.5	36
22-25	7/8-1"	**SA505041/2527**	1"7/16-12	27x2	30	51,5	32

506008

Giunzione 45° passaparatia
ORFS - ORFS
45° bulkhead elbow male
ORFS - ORFS

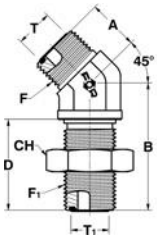

T MM.	T IN.	T1 MM.	T1 IN.	RIFERIMENTO REFERENCE	F UNF-UN	F1 UNF-UN	A	B	D	CH
6	1/4	6	1/4	**A506008/06**	9/16-18	9/16-18	16	44	31,5	22
8-10	5/16-3/8	8-10	5/16-3/8	**A506008/10**	11/16-16	11/16-16	19	48.5	34	27
12	1/2	12	1/2	**A506008/12**	13/16-16	13/16-16	20,5	51	36,5	30
14÷16	5/8	14÷16	5/8	**A506008/16**	1"-14	1"-14	23,5	56,5	40,5	36
18-20	3/4	18-20	3/4	**A506008/20**	1"3/16-12	1"3/16-12	26	61	41,5	41
22-25	7/8-1"	22-25	7/8-1"	**A506008/25**	1"7/16-12	1"7/16-12	31	65	42	46
28÷32	1"1/4	28÷32	1"1/4	**A506008/32**	1"11/16-12	1"11/16-12	32	67	42	50
35-38	1"1/2	35-38	1"1/2	**A506008/38**	2"-12	2"-12	37	67	42	60

FOR S.P.A. - NORME E DIMENSIONI SOGGETTE A MODIFICHE SENZA PREAVVISO.
FOR S.P.A. - DESIGN DETAILS AND SPECIFICATIONS SUBJECT TO CHANGE WITHOUT PRIOR NOTICE.

507009

Giunzione 90°
ORFS - ORFS
90° elbow male
ORFS - ORFS

T MM.	T IN.	T_1 MM.	T_1 IN.	RIFERIMENTO REFERENCE	F UNF-UN	F_1 UNF-UN	B	B_1
6	1/4	6	1/4	**A507009/06**	9/16-18	9/16-18	21.5	21.5
8-10	5/16-3/8	8-10	5/16-3/8	**A507009/10**	11/16-16	11/16-16	25	25
12	1/2	12	1/2	**A507009/12**	13/16-16	13/16-16	28	28
14÷16	5/8	14÷16	5/8	**A507009/16**	1"-14	1"-14	33,5	33,5
18-20	3/4	18-20	3/4	**A507009/20**	1"3/16-12	1"3/16-12	37,5	37,5
22-25	7/8-1"	22-25	7/8-1"	**A507009/25**	1"7/16-12	1"7/16-12	42	42
28÷32	1"1/4	28÷32	1"1/4	**A507009/32**	1"11/16-12	1"11/16-12	45	45
35-38	1"1/2	35-38	1"1/2	**A507009/38**	2"-12	2"-12	49	49
22-25	7/8-1"	18-20	3/4	**SA507009/2520**	1"7/16-12	1"3/16-12	42	41

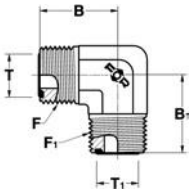

507010

Giunzione 90° maschio
ORFS - femmina ORFS
90° elbow male
ORFS - swivel nut ORFS

T MM.	T IN.	RIFERIMENTO REFERENCE	F UNF-UN	F_1 UNF-UN	B	C	CH
6	1/4	**A507010/06**	9/16-18	9/16-18	21.5	34,5	17
8-10	5/16-3/8	**A507010/10**	11/16-16	11/16-16	25	40	22
12	1/2	**A507010/12**	13/16-16	13/16-16	28	49	24
14÷16	5/8	**A507010/16**	1"-14	1"-14	33,5	54,5	30
18-20	3/4	**A507010/20**	1"3/16-12	1"3/16-12	37,5	60	36
22-25	7/8-1"	**A507010/25**	1"7/16-12	1"7/16-12	42	68,5	41
28÷32	1"1/4	**A507010/32**	1"11/16-12	1"11/16-12	45	73,5	50
35-38	1"1/2	**A507010/38**	2"-12	2"-12	49	76	57
8-10	5/16-3/8	**SA507010/1006**	11/16-16	9/16-18	25	36	17
28÷32	1"1/4	**SA507010/3225**	1"11/16-12	1"7/16-12	45	72	41

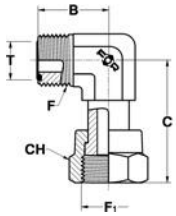

FOR S.P.A. - NORME E DIMENSIONI SOGGETTE A MODIFICHE SENZA PREAVVISO.
FOR S.P.A. - DESIGN DETAILS AND SPECIFICATIONS SUBJECT TO CHANGE WITHOUT PRIOR NOTICE.

RACCORDI A TENUTA FRONTALE O.R.

CONNECTORS O-RING FACE SEAL

507021

Terminale orientabile 90°
ORFS - SAE UNF-UN
per sedi ISO 11926
90° (ADJ) elbow male
ORFS - male SAE UNF-UN
with O.R. ISO 11926 ports

SEDI PAG.30 / *PORTS PAG.30*

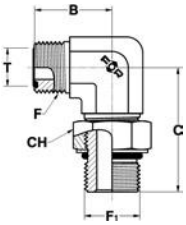

T MM.	T IN.	RIFERIMENTO REFERENCE	F UNF-UN	F1 UNF-UN	B	C	CH
6	1/4	**A507021/0611**	9/16-18	7/16-20	21.5	32,5	16
6	1/4	**A507021/0614**	9/16-18	9/16-18	23.5	37	19
8-10	5/16-3/8	**A507021/1011**	11/16-16	7/16-20	25	35	16
8-10	5/16-3/8	**A507021/1014**	11/16-16	9/16-18	25	37	19
8-10	5/16-3/8	**A507021/1019**	11/16-16	3/4-16	26.5	40,5	24
12	1/2	**A507021/1214**	13/16-16	9/16-18	28	36.5	19
12	1/2	**A507021/1219**	13/16-16	3/4-16	28	40,5	24
12	1/2	**A507021/1222**	13/16-16	7/8-14	31	50	27
14÷16	5/8	**A507021/1619**	1"-14	3/4-16	33.5	46	24
14÷16	5/8	**A507021/1622**	1"-14	7/8-14	33,5	50	27
14÷16	5/8	**A507021/1627**	1"-14	1"1/16-12	36	55	35
18-20	3/4	**A507021/2022**	1"3/16-12	7/8-14	37,5	51	27
18-20	3/4	**A507021/2027**	1"3/16-12	1"1/16-12	37,5	55	41
18-20	3/4	**A507021/2033**	1"3/16-12	1"5/16-12	41,5	60	41
22-25	7/8-1"	**A507021/2527**	1"7/16-12	1"1/16-12	42	59	35
22-25	7/8-1"	**A507021/2533**	1"7/16-12	1"5/16-12	42	60	41
22-25	7/8-1"	**A507021/2541**	1"7/16-12	1"5/8-12	45	62	50
28÷32	1"1/4	**A507021/3233**	1"11/16-12	1"5/16-12	45	62,5	41
28÷32	1"1/4	**A507021/3241**	1"11/16-12	1"5/8-12	45	62	50
28÷32	1"1/4	**A507021/3248**	1"11/16-12	1"7/8-12	49	66	55
35-38	1"1/2	**A507021/3848**	2"-12	1"7/8-12	49	66	55
6	1/4	**SA507021/0619**	9/16-18	3/4-16	25	40,5	24
6	1/4	**SA507021/0622**	9/16-18	7/8-14	28	50	27
8-10	5/16-3/8	**SA507021/1012**	11/16-16	1/2-20	25	35	16
8-10	5/16-3/8	**SA507021/1022**	11/16-16	7/8-14	29.5	50	27
12	1/2	**SA507021/1211**	13/16-16	7/16-20	28	34.5	16
12	1/2	**SA507021/1227**	13/16-16	1"1/16-12	33.5	55	35
14÷16	5/8	**SA507021/1614**	1"-14	9/16-18	33,5	41,5	19
14÷16	5/8	**SA507021/1633**	1"-14	1"5/16-12	40	60	41
18-20	3/4	**SA507021/2019**	1"3/16-12	3/4-16	37,5	47	24
35-38	1"1/2	**SA507021/3841**	2"-12	1"5/8-12	49	66	50

FOR S.P.A. - NORME E DIMENSIONI SOGGETTE A MODIFICHE SENZA PREAVVISO.
FOR S.P.A. - DESIGN DETAILS AND SPECIFICATIONS SUBJECT TO CHANGE WITHOUT PRIOR NOTICE.

507032

Terminale orientabile 90°
ORFS - GAS cil. (BSPP)
con O.R. e rondella
per sedi ISO 1179
90° (ADJ) elbow male
ORFS - male BSPP
with O.R. and retaining ring
ISO 1179 ports

SEDI PAG.32 / *PORTS PAG.32*

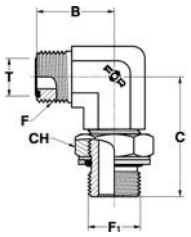

T MM.	T IN.	RIFERIMENTO REFERENCE	F UNF-UN	F1 GAS CIL.BSPP	B	C	CH
6	1/4	**A507032/0610**	9/16-18	1/8	21.5	30	14
6	1/4	**A507032/0613**	9/16-18	1/4	23.5	35	19
6	1/4	**A507032/0617**	9/16-18	3/8	25	38	24
8-10	5/16-3/8	**A507032/1013**	11/16-16	1/4	25	36	19
8-10	5/16-3/8	**A507032/1017**	11/16-16	3/8	26.5	38	24
8-10	5/16-3/8	**A507032/1021**	11/16-16	1/2	30	50	27
12	1/2	**A507032/1213**	13/16-16	1/4	28	35	19
12	1/2	**A507032/1217**	13/16-16	3/8	28	40,5	24
12	1/2	**A507032/1221**	13/16-16	1/2	31	48	27
14÷16	5/8	**A507032/1617**	1"-14	3/8	34.5	43	24
14÷16	5/8	**A507032/1621**	1"-14	1/2	33,5	48	27
14÷16	5/8	**A507032/1626**	1"-14	3/4	36	51.5	36
14÷16	5/8	**A507032/1633**	1"-14	1"	40	58	41
18-20	3/4	**A507032/2021**	1"3/16-12	1/2	37.5	49	27
18-20	3/4	**A507032/2026**	1"3/16-12	3/4	37,5	51.5	36
18-20	3/4	**A507032/2033**	1"3/16-12	1"	41.5	58	41
22-25	7/8-1"	**A507032/2526**	1"7/16-12	3/4	42	56	36
22-25	7/8-1"	**A507032/2533**	1"7/16-12	1"	42	58	41
22-25	7/8-1"	**A507032/2542**	1"7/16-12	1"1/4	45	60.5	50
28÷32	1"1/4	**A507032/3233**	1"11/16-12	1"	45	60	41
28÷32	1"1/4	**A507032/3242**	1"11/16-12	1"1/4	45	60.5	50
28÷32	1"1/4	**A507032/3248**	1"11/16-12	1"1/2	49	64.5	60
35-38	1"1/2	**A507032/3848**	2"-12	1"1/2	49	64.5	60
6	1/4	**SA507032/0621**	9/16-18	1/2	25	48	27
8-10	5/16-3/8	**SA507032/1010**	11/16-16	1/8	25	34	14
12	1/2	**SA507032/1226**	13/16-16	3/4	33.5	55	36
12	1/2	**SA507032/1233**	13/16-16	1"	38	58	41
14÷16	5/8	**SA507032/1623**	1"-14	5/8	33,5	48	30
22-25	7/8-1"	**SA507032/2521**	1"7/16-12	1/2	42	55	27
35-38	1"1/2	**SA507032/3842**	2"-12	1"1/4	49	63.5	50

FOR S.P.A. - NORME E DIMENSIONI SOGGETTE A MODIFICHE SENZA PREAVVISO.
FOR S.P.A. - DESIGN DETAILS AND SPECIFICATIONS SUBJECT TO CHANGE WITHOUT PRIOR NOTICE.

RACCORDI A TENUTA FRONTALE O.R.

CONNECTORS O-RING FACE SEAL

507131

Terminale orientabile 90°
ORFS - GAS cil. (JIS)
con O.R. per sedi JIS 2351
90° (ADJ) elbow male
ORFS - male JIS
with O.R. JIS 2351 ports

SEDI PAG.31 / *PORTS PAG.31*

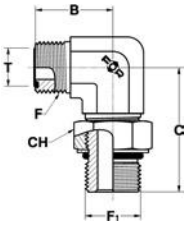

T MM.	T IN.	RIFERIMENTO REFERENCE	F UNF-UN	F1 GAS CIL.JIS	B	C	CH
6	1/4	**A507131/0610**	9/16-18	1/8	21.5	30	14
6	1/4	**A507131/0613**	9/16-18	1/4	23.5	35	19
6	1/4	**A507131/0617**	9/16-18	3/8	25	38	22
6	1/4	**A507131/0621**	9/16-18	1/2	25	48	27
8-10	5/16-3/8	**A507131/1010**	11/16-16	1/8	25	34	14
8-10	5/16-3/8	**A507131/1013**	11/16-16	1/4	25	36	19
8-10	5/16-3/8	**A507131/1017**	11/16-16	3/8	26.5	38	22
8-10	5/16-3/8	**A507131/1021**	11/16-16	1/2	30	50	27
8-10	5/16-3/8	**A507131/1026**	11/16-16	3/4	32	51,50	36
12	1/2	**A507131/1213**	13/16-16	1/4	28	35	19
12	1/2	**A507131/1217**	13/16-16	3/8	28	40,5	22
12	1/2	**A507131/1221**	13/16-16	1/2	31	48	27
12	1/2	**A507131/1226**	13/16-16	3/4	33.5	55	36
14÷16	5/8	**A507131/1617**	1"-14	3/8	34.5	43	22
14÷16	5/8	**A507131/1621**	1"-14	1/2	33,5	48	27
14÷16	5/8	**A507131/1626**	1"-14	3/4	36	51.5	36
14÷16	5/8	**A507131/1633**	1"-14	1"	40	58	41
18-20	3/4	**A507131/2021**	1"3/16-12	1/2	37.5	49	27
18-20	3/4	**A507131/2026**	1"3/16-12	3/4	37,5	51.5	36
18-20	3/4	**A507131/2033**	1"3/16-12	1"	41.5	58	41
22-25	7/8-1"	**A507131/2521**	1"7/16-12	1/2	42	55	27
22-25	7/8-1"	**A507131/2526**	1"7/16-12	3/4	42	56	36
22-25	7/8-1"	**A507131/2533**	1"7/16-12	1"	42	58	41
22-25	7/8-1"	**A507131/2542**	1"7/16-12	1"1/4	45	60.5	50
28÷32	1"1/4	**A507131/3233**	1"11/16-12	1"	45	60	41
28÷32	1"1/4	**A507131/3242**	1"11/16-12	1"1/4	45	60.5	50
28÷32	1"1/4	**A507131/3248**	1"11/16-12	1"1/2	49	64.5	55
35-38	1"1/2	**A507131/3842**	2"-12	1"1/4	49	63.5	50
35-38	1"1/2	**A507131/3848**	2"-12	1"1/2	49	64.5	55

FOR S.P.A. - NORME E DIMENSIONI SOGGETTE A MODIFICHE SENZA PREAVVISO.
FOR S.P.A. - DESIGN DETAILS AND SPECIFICATIONS SUBJECT TO CHANGE WITHOUT PRIOR NOTICE.

507043

Terminale orientabile 90° ORFS - Metrico cil. con O.R. e rondella per sedi ISO 9974
90° (ADJ) elbow male ORFS - male Metric with O.R. and retaining ring ISO 9974 ports

SEDI PAG.32 / *PORTS PAG.32*

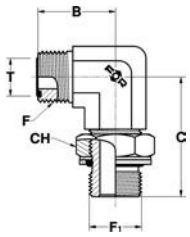

T MM.	T IN.	RIFERIMENTO REFERENCE	F UNF-UN	F1 METRICO METRIC	B	C	CH
6	1/4	**A507043/0610**	9/16-18	10x1	21.5	32.5	14
6	1/4	**A507043/0612**	9/16-18	12x1,5	21.5	32.5	17
8-10	5/16-3/8	**A507043/1014**	11/16-16	14x1,5	25	37	19
8-10	5/16-3/8	**A507043/1016**	11/16-16	16x1,5	25	37	22
12	1/2	**A507043/1218**	13/16-16	18x1,5	28	40.5	24
12	1/2	**A507043/1222**	13/16-16	22x1,5	31	50	27
14÷16	5/8	**A507043/1622**	1"-14	22x1,5	33.5	50	27
14÷16	5/8	**A507043/1626**	1"-14	26x1,5	36	49	36
14÷16	5/8	**A507043/1627**	1"-14	27x2	36	51.5	32
18-20	3/4	**A507043/2027**	1"3/16-12	27x2	37.5	55	32
18-20	3/4	**A507043/2033**	1"3/16-12	33x2	41.5	60	41
22-25	7/8-1"	**A507043/2533**	1"7/16-12	33x2	42	60	41
22-25	7/8-1"	**A507043/2542**	1"7/16-12	42x2	45	62	50
28÷32	1"1/4	**A507043/3242**	1"11/16-12	42x2	45	62	50
28÷32	1"1/4	**A507043/3248**	1"11/16-12	48x2	49	66	55
35-38	1"1/2	**A507043/3848**	2"-12	48x2	49	71	55
6	1/4	**SA507043/0614**	9/16-18	14x1,5	23.5	37	19
6	1/4	**SA507043/0618**	9/16-18	18x1,5	25	40.5	24
8-10	5/16-3/8	**SA507043/1012**	11/16-16	12x1,5	25	35	17
8-10	5/16-3/8	**SA507043/1018**	11/16-16	18x1,5	25	40.5	24
12	1/2	**SA507043/1214**	13/16-16	14x1,5	28	37	19
12	1/2	**SA507043/1216**	13/16-16	16x1,5	28	38	22
12	1/2	**SA507043/1226**	13/16-16	26x1,5	33.5	51.5	36
12	1/2	**SA507043/1227**	13/16-16	27x2	33.5	55	32
14÷16	5/8	**SA507043/1616**	1"-14	16x1,5	33.5	43.5	22
14÷16	5/8	**SA507043/1618**	1"-14	18x1,5	33.5	46.5	24
18-20	3/4	**SA507043/2018**	1"3/16-12	18x1,5	37.5	47.5	24
18-20	3/4	**SA507043/2022**	1"3/16-12	22x1,5	37.5	49.5	27
18-20	3/4	**SA507043/2026**	1"3/16-12	26x1,5	37.5	55	36
18-20	3/4	**SA507043/2030**	1"3/16-12	30x1,5	37.5	55	38
22-25	7/8-1"	**SA507043/2522**	1"7/16-12	22x1,5	42	53.5	27
22-25	7/8-1"	**SA507043/2526**	1"7/16-12	26x1,5	42	59	36
22-25	7/8-1"	**SA507043/2527**	1"7/16-12	27x2	42	59	32
28÷32	1"1/4	**SA507043/3227**	1"11/16-12	27x2	45	62	32
28÷32	1"1/4	**SA507043/3233**	1"11/16-12	33x2	45	62	50

FOR S.P.A. - NORME E DIMENSIONI SOGGETTE A MODIFICHE SENZA PREAVVISO.
FOR S.P.A. - DESIGN DETAILS AND SPECIFICATIONS SUBJECT TO CHANGE WITHOUT PRIOR NOTICE.

RACCORDI A TENUTA FRONTALE O.R.

CONNECTORS O-RING FACE SEAL

507065

Terminale orientabile 90°
ORFS - Metrico cil.
con O.R. per sedi ISO 6149
90° (ADJ) elbow male
ORFS - male Metric
with O.R. ISO 6149 ports

SEDI PAG.30 / *PORTS PAG.30*

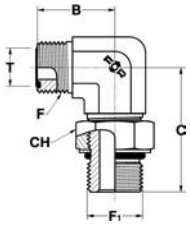

T		RIFERIMENTO REFERENCE	F	F1	B	C	CH
MM.	IN.		UNF-UN	METRICO METRIC			
6	1/4	**A507065/0610**	9/16-18	10x1	21.5	32.5	14
6	1/4	**A507065/0612**	9/16-18	12x1,5	21.5	32.5	17
8-10	5/16-3/8	**A507065/1014**	11/16-16	14x1,5	25	37	19
8-10	5/16-3/8	**A507065/1016**	11/16-16	16x1,5	25	37	22
12	1/2	**A507065/1218**	13/16-16	18x1,5	28	40.5	24
12	1/2	**A507065/1222**	13/16-16	22x1,5	31	50	27
14÷16	5/8	**A507065/1622**	1"-14	22x1,5	33.5	50	27
14÷16	5/8	**A507065/1627**	1"-14	27x2	36	51.5	32
18-20	3/4	**A507065/2027**	1"3/16-12	27x2	37.5	55	32
18-20	3/4	**A507065/2033**	1"3/16-12	33x2	41.5	60	41
22-25	7/8-1"	**A507065/2533**	1"7/16-12	33x2	42	60	41
22-25	7/8-1"	**A507065/2542**	1"7/16-12	42x2	45	62	50
28÷32	1"1/4	**A507065/3242**	1"11/16-12	42x2	45	62	50
28÷32	1"1/4	**A507065/3248**	1"11/16-12	48x2	49	66	55
35-38	1"1/2	**A507065/3848**	2"-12	48x2	49	71	55
6	1/4	**SA507065/0614**	9/16-18	14x1,5	23.5	37	19
8-10	5/16-3/8	**SA507065/1012**	11/16-16	12x1,5	25	35	17
8-10	5/16-3/8	**SA507065/1018**	11/16-16	18x1,5	25	40.5	24
12	1/2	**SA507065/1214**	13/16-16	14x1,5	28	37	19
12	1/2	**SA507065/1216**	13/16-16	16x1,5	28	38	22
12	1/2	**SA507065/1227**	13/16-16	27x2	33.5	55	32
14÷16	5/8	**SA507065/1616**	1"-14	16x1,5	33.5	43.5	22
14÷16	5/8	**SA507065/1618**	1"-14	18x1,5	33.5	46.5	24
18-20	3/4	**SA507065/2022**	1"3/16-12	22x1,5	37.5	49.5	27
22-25	7/8-1"	**SA507065/2522**	1"7/16-12	22x1,5	42	53.5	27
22-25	7/8-1"	**SA507065/2527**	1"7/16-12	27x2	42	59	32

FOR S.P.A. - NORME E DIMENSIONI SOGGETTE A MODIFICHE SENZA PREAVVISO.
FOR S.P.A. - DESIGN DETAILS AND SPECIFICATIONS SUBJECT TO CHANGE WITHOUT PRIOR NOTICE.

507098

Terminale orientabile 90° femmina ORFS - SAE UNF-UN per sedi ISO 11926
90° (ADJ) elbow swivel nut ORFS - male SAE UNF-UN with O.R. ISO 11926 ports

SEDI PAG.30 / *PORTS PAG.30*

T MM.	T IN.	RIFERIMENTO REFERENCE	F UNF-UN	F1 UNF-UN	B	C	CH	CH1
6	1/4	**A507098/0611**	9/16-18	7/16-20	34,5	32.5	16	17
8-10	5/16-3/8	**A507098/1014**	11/16-16	9/16-18	40	37	19	22
12	1/2	**A507098/1219**	13/16-16	3/4-16	48	40.5	24	27
14÷16	5/8	**A507098/1622**	1"-14	7/8-14	53,5	50	27	30
18-20	3/4	**A507098/2027**	1"3/16-12	1"1/16-12	59,5	55	35	36
22-25	7/8-1"	**A507098/2533**	1"7/16-12	1"5/16-12	67	60	41	41
28÷32	1"1/4	**A507098/3241**	1"11/16-12	1"5/8-12	70,5	62	50	50
35-38	1"1/2	**A507098/3848**	2"-12	1"7/8-12	74	66	55	57
12	1/2	**SA507098/1214**	13/16-16	9/16-18	48	37	19	27
14÷16	5/8	**SA507098/1619**	1"-14	3/4-16	53,5	45.5	24	30

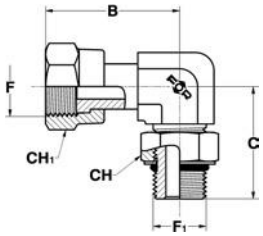

507142

Terminale orientabile 90° femmina ORFS - GAS cil. (BSPP) con O.R. e rondella per sedi ISO 1179
90° (ADJ) elbow swivel nut ORFS - male BSPP with O.R. and retaining ring ISO 1179 ports

SEDI PAG.32 / *PORTS PAG.32*

T MM.	T IN.	RIFERIMENTO REFERENCE	F UNF-UN	F1 GAS CIL.BSPP	B	C	CH	CH1
6	1/4	**A507142/0610**	9/16-18	1/8	34,5	30	14	17
6	1/4	**A507142/0613**	9/16-18	1/4	34,5	35	19	17
8-10	5/16-3/8	**A507142/1013**	11/16-16	1/4	40	36	19	22
8-10	5/16-3/8	**A507142/1017**	11/16-16	3/8	40	38	24	22
12	1/2	**A507142/1217**	13/16-16	3/8	48	40,5	24	24
12	1/2	**A507142/1221**	13/16-16	1/2	48	48	27	24
14÷16	5/8	**A507142/1621**	1"-14	1/2	54	48	27	30
14÷16	5/8	**A507142/1626**	1"-14	3/4	55	51,5	36	30
18-20	3/4	**A507142/2026**	1"3/16-12	3/4	59,5	51,5	36	36
18-20	3/4	**A507142/2033**	1"3/16-12	1"	61	58	41	36
22-25	7/8-1"	**A507142/2533**	1"7/16-12	1"	65	58	41	41
22-25	7/8-1"	**A507142/2542**	1"7/16-12	1"1/4	67	60,5	50	41
28÷32	1"1/4	**A507142/3242**	1"11/16-12	1"1/4	67,5	60,5	50	50
28÷32	1"1/4	**A507142/3248**	1"11/16-12	1"1/2	70,5	64,5	60	50
35-38	1"1/2	**A507142/3848**	2"-12	1"1/2	74	64,5	60	57

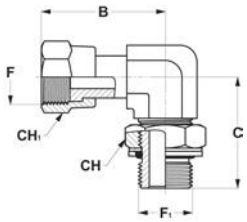

FOR S.P.A. - NORME E DIMENSIONI SOGGETTE A MODIFICHE SENZA PREAVVISO.
FOR S.P.A. - DESIGN DETAILS AND SPECIFICATIONS SUBJECT TO CHANGE WITHOUT PRIOR NOTICE.

RACCORDI A TENUTA FRONTALE O.R.

CONNECTORS O-RING FACE SEAL

507153

Terminale orientabile 90°
femmina ORFS - GAS cil. (JIS)
con O.R. per sedi JIS 2351
90° (ADJ) elbow swivel nut
ORFS - male JIS
with O.R. JIS 2351 ports

SEDI PAG.31 / *PORTS PAG.31*

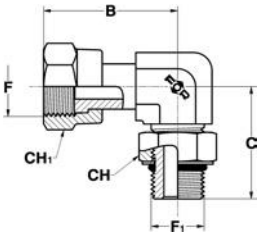

T MM.	T IN.	RIFERIMENTO REFERENCE	F UNF-UN	F1 GAS CIL.JIS	B	C	CH	CH1
6	1/4	**A507153/0610**	9/16-18	1/8	34,5	30	14	17
6	1/4	**A507153/0613**	9/16-18	1/4	34,5	35	19	17
8-10	5/16-3/8	**A507153/1013**	11/16-16	1/4	40	36	19	22
8-10	5/16-3/8	**A507153/1017**	11/16-16	3/8	40	38	22	22
12	1/2	**A507153/1217**	13/16-16	3/8	48	40,5	22	24
12	1/2	**A507153/1221**	13/16-16	1/2	48	48	27	24
14÷16	5/8	**A507153/1621**	1"-14	1/2	54	48	27	30
14÷16	5/8	**A507153/1626**	1"-14	3/4	55	51,5	36	30
18-20	3/4	**A507153/2026**	1"3/16-12	3/4	59,5	51,5	36	36
18-20	3/4	**A507153/2033**	1"3/16-12	1"	61	58	41	36
22-25	7/8-1"	**A507153/2533**	1"7/16-12	1"	65	58	41	41
22-25	7/8-1"	**A507153/2542**	1"7/16-12	1"1/4	67	60,5	50	41
28÷32	1"1/4	**A507153/3242**	1"11/16-12	1"1/4	67,5	60,5	50	50
28÷32	1"1/4	**A507153/3248**	1"11/16-12	1"1/2	70,5	64,5	55	50
35-38	1"1/2	**A507153/3848**	2"-12	1"1/2	74	64,5	55	57

507108

Terminale 90°
ORFS - NPTF
per sedi SAE 476
90° elbow male
ORFS - male NPTF
taper SAE 476 ports

SEDI PAG.35 / *PORTS PAG.35*

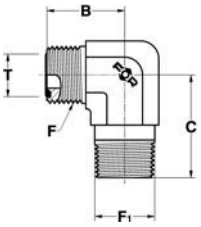

T MM.	T IN.	RIFERIMENTO REFERENCE	F UNF-UN	F1 NPTF	B	C
6	1/4	**A507108/0610**	9/16-18	1/8	21.5	22
6	1/4	**A507108/0613**	9/16-18	1/4	21.5	28
8-10	5/16-3/8	**A507108/1013**	11/16-16	1/4	25	29
8-10	5/16-3/8	**A507108/1017**	11/16-16	3/8	25	31
8-10	5/16-3/8	**A507108/1021**	11/16-16	1/2	29.5	37
12	1/2	**A507108/1217**	13/16-16	3/8	28	32
12	1/2	**A507108/1221**	13/16-16	1/2	28	37
12	1/2	**A507108/1226**	13/16-16	3/4	33,5	40.5
14÷16	5/8	**A507108/1621**	1"-14	1/2	33,5	40.5
14÷16	5/8	**A507108/1626**	1"-14	3/4	36	40.5
18-20	3/4	**A507108/2021**	1"3/16-12	1/2	37.5	43
18-20	3/4	**A507108/2026**	1"3/16-12	3/4	37.5	43
18-20	3/4	**A507108/2033**	1"3/16-12	1"	41.5	50
22-25	7/8-1"	**A507108/2526**	1"7/16-12	3/4	42	45
22-25	7/8-1"	**A507108/2533**	1"7/16-12	1"	42	50
28÷32	1"1/4	**A507108/3242**	1"11/16-12	1"1/4	45	60
35-38	1"1/2	**A507108/3848**	2"-12	1"1/2	49	67

FOR S.P.A. - NORME E DIMENSIONI SOGGETTE A MODIFICHE SENZA PREAVVISO.
FOR S.P.A. - DESIGN DETAILS AND SPECIFICATIONS SUBJECT TO CHANGE WITHOUT PRIOR NOTICE.

507087

Giunzione 90° maschio ORFS - codolo a saldare per tubo
90° elbow connector male ORFS - TIG buttweld

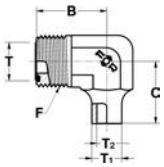

T MM.	T IN.	RIFERIMENTO REFERENCE	F UNF-UN	B	C	T1	T2
6	1/4	**X507087/0615**	9/16-18	21.5	25	6	3
8-10	5/16-3/8	**X507087/1015**	11/16-16	25	27	10	7
12	1/2	**X507087/1220**	13/16-16	28	25	12	8
14÷16	5/8	**X507087/1625**	1"-14	33.5	33.5	16	11
18-20	3/4	**X507087/2030**	1"3/16-12	37.5	37.5	20	14
22-25	7/8-1"	**X507087/2540**	1"7/16-12	42	42	25	17
28÷32	1"1/4	**X507087/3240**	1"11/16-12	45	45	32	24
35-38	1"1/2	**X507087/3840**	2"-12	49	49	38	30

507076

Giunzione 90° maschio ORFS - sede a saldare per tubo
90° elbow male ORFS - Braze female

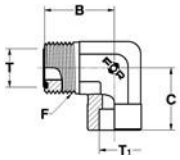

T MM.	T IN.	RIFERIMENTO REFERENCE	F UNF-UN	B	C	T1
6	1/4	**A507076/0606**	9/16-18	21.5	20	6
8-10	5/16-3/8	**A507076/1010**	11/16-16	25	23	10
12	1/2	**A507076/1212**	13/16-16	28	25	12
14÷16	5/8	**A507076/1616**	1"-14	33.5	30	16
18-20	3/4	**A507076/2018**	1"3/16-12	37.5	32	18
18-20	3/4	**A507076/2020**	1"3/16-12	37.5	32	20
22-25	7/8-1"	**A507076/2525**	1"7/16-12	42	36	25
28÷32	1"1/4	**A507076/3232**	1"11/16-12	45	42	32
35-38	1"1/2	**A507076/3838**	2"-12	49	44	38
6	1/4	**SA507076/0612**	9/16-18	23	25	12
8-10	5/16-3/8	**SA507076/1012**	11/16-16	25	23	12
8-10	5/16-3/8	**SA507076/1015**	11/16-16	25	23	15
8-10	5/16-3/8	**SA507076/1016**	11/16-16	25	23	16
12	1/2	**SA507076/1222**	13/16-16	30,5	35	22
14÷16	5/8	**SA507076/1620**	1"-14	33,5	30	20
14÷16	5/8	**SA507076/1622**	1"-14	33,5	35	22
18-20	3/4	**SA507076/2025**	1"3/16-12	37,5	35	25
18-20	3/4	**SA507076/2027**	1"3/16-12	42	36	27
18-20	3/4	**SA507076/2030**	1"3/16-12	42	36	30
18-20	3/4	**SA507076/2034**	1"3/16-12	42	36	34
22-25	7/8-1"	**SA507076/2530**	1"7/16-12	42	36	30
22-25	7/8-1"	**SA507076/2532**	1"7/16-12	42	36	32
22-25	7/8-1"	**SA507076/2534**	1"7/16-12	42	44	34
28÷32	1"1/4	**SA507076/3242**	1"11/16-12	45	50	42

FOR S.P.A. - NORME E DIMENSIONI SOGGETTE A MODIFICHE SENZA PREAVVISO.
FOR S.P.A. - DESIGN DETAILS AND SPECIFICATIONS SUBJECT TO CHANGE WITHOUT PRIOR NOTICE.

RACCORDI A TENUTA FRONTALE O.R.

CONNECTORS O-RING FACE SEAL

508004

Giunzione 90° passaparatia
ORFS - ORFS
90° bulkhead elbow male
ORFS - ORFS

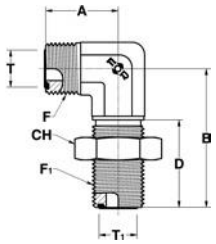

T		T1		RIFERIMENTO REFERENCE	F	F1	A	B	D	CH
MM.	IN.	MM.	IN.		UNF-UN	UNF-UN				
6	1/4	6	1/4	**A508004/06**	9/16-18	9/16-18	22,5	47	31,5	22
8-10	5/16-3/8	8-10	5/16-3/8	**A508004/10**	11/16-16	11/16-16	26	52	34	27
12	1/2	12	1/2	**A508004/12**	13/16-16	13/16-16	29	55,5	36,5	30
14÷16	5/8	14÷16	5/8	**A508004/16**	1"-14	1"-14	34,5	63	40,5	36
18-20	3/4	18-20	3/4	**A508004/20**	1"3/16-12	1"3/16-12	38,5	67	41,5	41
22-25	7/8-1"	22-25	7/8-1"	**A508004/25**	1"7/16-12	1"7/16-12	42,5	71	42	46
28÷32	1"1/4	28÷32	1"1/4	**A508004/32**	1"11/16-12	1"11/16-12	45,5	75,5	42	50
35-38	1"1/2	35-38	1"1/2	**A508004/38**	2"-12	2"-12	49,5	79,5	42	60
14÷16	5/8	12	1/2	**SA508004/1612**	1"-14	13/16-16	34,5	59	36,5	30
18-20	3/4	12	1/2	**SA508004/2012**	1"3/16-12	13/16-16	38,5	62	36,5	30
22-25	7/8-1"	18-20	3/4	**SA508004/2520**	1"7/16-12	1"3/16-12	42,5	71	41,5	41

510017

Prolunga orientabile 90°
ORFS - SAE UNF-UN
per sedi ISO 11926
90° (ADJ) long elbow male
ORFS - male SAE UNF-UN
with O.R. ISO 11926 ports

SEDI PAG.30 / *PORTS PAG.30*

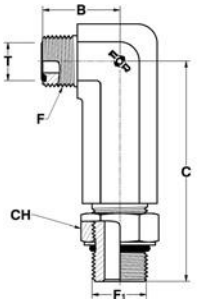

T		RIFERIMENTO REFERENCE	F	F1	B	C	CH
MM.	IN.		UNF-UN	UNF-UN			
6	1/4	**A510017/0611**	9/16-18	7/16-20	21.5	56.5	16
6	1/4	**A510017/0614**	9/16-18	9/16-18	23.5	66	19
8-10	5/16-3/8	**A510017/1014**	11/16-16	9/16-18	25	66	19
8-10	5/16-3/8	**A510017/1019**	11/16-16	3/4-16	26,5	75	24
12	1/2	**A510017/1219**	13/16-16	3/4-16	28	75	24
12	1/2	**A510017/1222**	13/16-16	7/8-14	31	89	27
14÷16	5/8	**A510017/1622**	1"-14	7/8-14	33.5	89	27
14÷16	5/8	**A510017/1627**	1"-14	1"1/16-12	36	101	35
18-20	3/4	**A510017/2027**	1"3/16-12	1"1/16-12	37.5	101	35
18-20	3/4	**A510017/2033**	1"3/16-12	1"5/16-12	41,5	114	41
22-25	7/8-1"	**A510017/2533**	1"7/16-12	1"5/16-12	42	114	41
22-25	7/8-1"	**A510017/2541**	1"7/16-12	1"5/8-12	45	126	50
28÷32	1"1/4	**A510017/3241**	1"11/16-12	1"5/8-12	45	126	50
28÷32	1"1/4	**A510017/3248**	1"11/16-12	1"7/8-12	49	139	55
35-38	1"1/2	**A510017/3848**	2"-12	1"7/8-12	49	139	55

FOR S.P.A. - NORME E DIMENSIONI SOGGETTE A MODIFICHE SENZA PREAVVISO.
FOR S.P.A. - DESIGN DETAILS AND SPECIFICATIONS SUBJECT TO CHANGE WITHOUT PRIOR NOTICE.

510028

Prolunga orientabile 90°
ORFS - GAS cil. (BSPP)
con O.R. e rondella
per sedi ISO 1179
90° (ADJ) long elbow male
ORFS - male BSPP
with O.R. and retaining ring
ISO 1179 ports

SEDI PAG.32 / *PORTS PAG.32*

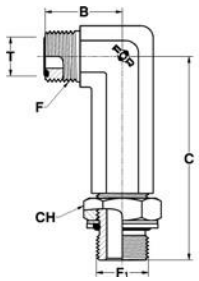

T MM.	T IN.	RIFERIMENTO REFERENCE	F UNF-UN	F1 GAS CIL.BSPP	B	C	CH
6	1/4	**A510028/0613**	9/16-18	1/4	23.5	59	19
6	1/4	**A510028/0617**	9/16-18	3/8	25	62	24
8-10	5/16-3/8	**A510028/1017**	11/16-16	3/8	26.5	67	24
8-10	5/16-3/8	**A510028/1021**	11/16-16	1/2	29.5	77	27
12	1/2	**A510028/1217**	13/16-16	3/8	28	73	24
12	1/2	**A510028/1221**	13/16-16	1/2	31	82	27
14÷16	5/8	**A510028/1621**	1"-14	1/2	33.5	87	27
14÷16	5/8	**A510028/1626**	1"-14	3/4	36	90	36
18-20	3/4	**A510028/2026**	1"3/16-12	3/4	37.5	97	36
18-20	3/4	**A510028/2033**	1"3/16-12	1"	41.5	104	41
22-25	7/8-1"	**A510028/2533**	1"7/16-12	1"	42	112	41
22-25	7/8-1"	**A510028/2542**	1"7/16-12	1"1/4	45	114	50
28÷32	1"1/4	**A510028/3242**	1"11/16-12	1"1/4	45	124	50
28÷32	1"1/4	**A510028/3248**	1"11/16-12	1"1/2	49	128	60
35-38	1"1/2	**A510028/3848**	2"-12	1"1/2	49	137	60

510051

Prolunga orientabile 90°
ORFS - GAS cil. (JIS)
con O.R. per sedi JIS 2351
90° (ADJ) long elbow male
ORFS - male JIS
with O.R. JIS 2351 ports

SEDI PAG.31 / *PORTS PAG.31*

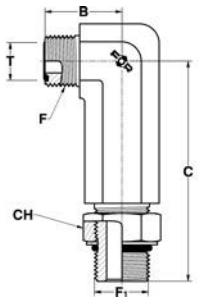

T MM.	T IN.	RIFERIMENTO REFERENCE	F UNF-UN	F1 GAS CIL.JIS	B	C	CH
6	1/4	**A510051/0613**	9/16-18	1/4	23.5	59	19
6	1/4	**A510051/0617**	9/16-18	3/8	25	62	22
8-10	5/16-3/8	**A510051/1017**	11/16-16	3/8	26.5	67	22
8-10	5/16-3/8	**A510051/1021**	11/16-16	1/2	29.5	77	27
12	1/2	**A510051/1217**	13/16-16	3/8	28	73	22
12	1/2	**A510051/1221**	13/16-16	1/2	31	82	27
14÷16	5/8	**A510051/1621**	1"-14	1/2	33.5	87	27
14÷16	5/8	**A510051/1626**	1"-14	3/4	36	90	36
18-20	3/4	**A510051/2026**	1"3/16-12	3/4	37.5	97	36
18-20	3/4	**A510051/2033**	1"3/16-12	1"	41.5	104	41
22-25	7/8-1"	**A510051/2533**	1"7/16-12	1"	42	112	41
22-25	7/8-1"	**A510051/2542**	1"7/16-12	1"1/4	45	114	50
28÷32	1"1/4	**A510051/3242**	1"11/16-12	1"1/4	45	124	50
28÷32	1"1/4	**A510051/3248**	1"11/16-12	1"1/2	49	128	55
35-38	1"1/2	**A510051/3848**	2"-12	1"1/2	49	137	55

FOR S.P.A. - NORME E DIMENSIONI SOGGETTE A MODIFICHE SENZA PREAVVISO.
FOR S.P.A. - DESIGN DETAILS AND SPECIFICATIONS SUBJECT TO CHANGE WITHOUT PRIOR NOTICE.

RACCORDI A TENUTA FRONTALE O.R.

CONNECTORS O-RING FACE SEAL

510039

Prolunga orientabile 90°
ORFS - Metrico cil.
con O.R. e rondella
per sedi ISO 9974
90° (ADJ) long elbow male
ORFS - male Metric
with O.R. and retaining ring
ISO 9974 ports

SEDI PAG.32 / *PORTS PAG.32*

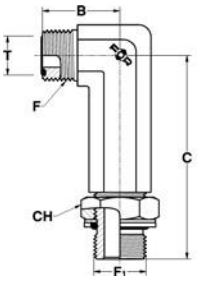

T MM.	T IN.	RIFERIMENTO REFERENCE	F UNF-UN	F1 METRICO METRIC	B	C	CH
6	1/4	**A510039/0612**	9/16-18	12x1,5	21.5	56.5	17
8-10	5/16-3/8	**A510039/1016**	11/16-16	16x1,5	25	67	22
12	1/2	**A510039/1218**	13/16-16	18x1,5	28	75	24
14÷16	5/8	**A510039/1622**	1"-14	22x1,5	33.5	89	27
18-20	3/4	**A510039/2027**	1"3/16-12	27x2	37.5	99	32
22-25	7/8-1"	**A510039/2533**	1"7/16-12	33x2	42	113	41
28÷32	1"1/4	**A510039/3242**	1"11/16-12	42x2	45	125	50
35-38	1"1/2	**A510039/3848**	2"-12	48x2	49	141	55
8-10	5/16-3/8	**SA510039/1014**	11/16-16	14x1,5	25	64.5	19
12	1/2	**SA510039/1222**	13/16-16	22x1,5	31.5	89	27

510006

Prolunga orientabile 90°
ORFS - Metrico cil. con O.R.
per sedi ISO 6149
90° (ADJ) long elbow male
ORFS - male Metric
with O.R. ISO 6149 ports

SEDI PAG.30 / *PORTS PAG.30*

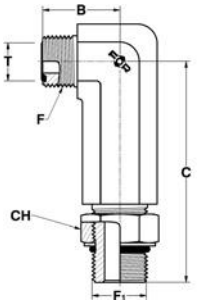

T MM.	T IN.	RIFERIMENTO REFERENCE	F UNF-UN	F1 METRICO METRIC	B	C	CH
6	1/4	**A510006/0612**	9/16-18	12x1,5	21.5	56.5	17
8-10	5/16-3/8	**A510006/1016**	11/16-16	16x1,5	25	67	22
12	1/2	**A510006/1218**	13/16-16	18x1,5	28	75	24
14÷16	5/8	**A510006/1622**	1"-14	22x1,5	33.5	89	27
18-20	3/4	**A510006/2027**	1"3/16-12	27x2	37.5	99	32
22-25	7/8-1"	**A510006/2533**	1"7/16-12	33x2	42	113	41
28÷32	1"1/4	**A510006/3242**	1"11/16-12	42x2	45	125	50
35-38	1"1/2	**A510006/3848**	2"-12	48x2	49	141	55
8-10	5/16-3/8	**SA510006/1014**	11/16-16	14x1,5	25	64.5	19
12	1/2	**SA510006/1222**	13/16-16	22x1,5	31.5	89	27

FOR S.P.A. - NORME E DIMENSIONI SOGGETTE A MODIFICHE SENZA PREAVVISO.
FOR S.P.A. - DESIGN DETAILS AND SPECIFICATIONS SUBJECT TO CHANGE WITHOUT PRIOR NOTICE.

511004

Giunzione a "T" maschi ORFS
Union tee male ORFS

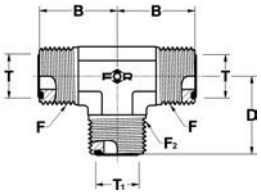

T		T1		RIFERIMENTO REFERENCE	F	F2	B	D
MM.	IN.	MM.	IN.		UNF-UN	UNF-UN		
6	1/4	6	1/4	**A511004/06**	9/16-18	9/16-18	21.5	21.5
8-10	5/16-3/8	8-10	5/16-3/8	**A511004/10**	11/16-16	11/16-16	25	25
12	1/2	12	1/2	**A511004/12**	13/16-16	13/16-16	28	28
14÷16	5/8	14÷16	5/8	**A511004/16**	1"-14	1"-14	33,5	33,5
18-20	3/4	18-20	3/4	**A511004/20**	1"3/16-12	1"3/16-12	37,5	37,5
22-25	7/8-1"	22-25	7/8-1"	**A511004/25**	1"7/16-12	1"7/16-12	42	42
28÷32	1"1/4	28÷32	1"1/4	**A511004/32**	1"11/16-12	1"11/16-12	45	45
35-38	1"1/2	35-38	1"1/2	**A511004/38**	2"-12	2"-12	49	49
8-10	5/16-3/8	12	1/2	**SA511004/101012**	11/16-16	13/16-16	26.5	28
8-10	5/16-3/8	14÷16	5/8	**SA511004/101016**	11/16-16	1"-14	29	33,5
12	1/2	14÷16	5/8	**SA511004/121216**	13/16-16	1"-14	31	33,5
14÷16	5/8	8-10	5/16-3/8	**SA511004/161610**	1"-14	11/16-16	33,5	29,5
14÷16	5/8	18-20	3/4	**SA511004/161620**	1"-14	1"3/16-12	36	37,5
14÷16	5/8	22-25	7/8-1"	**SA511004/161625**	1"-14	1"7/16-12	40	42
18-20	3/4	8-10	5/16-3/8	**SA511004/202010**	1"3/16-12	11/16-16	37,5	32
18-20	3/4	14÷16	5/8	**SA511004/202016**	1"3/16-12	1"-14	37,5	36
18-20	3/4	22-25	7/8-1"	**SA511004/202025**	1"3/16-12	1"7/16-12	41,5	42
22-25	7/8-1"	14÷16	5/8	**SA511004/252516**	1"7/16-12	1"-14	42	40
28÷32	1"1/4	35-38	1"1/2	**SA511004/323238**	1"11/16-12	2"-12	51	51

511015

Giunzione a "T" maschi ORFS - femmina ORFS
Swivel branch tee male ORFS - swivel nut ORFS

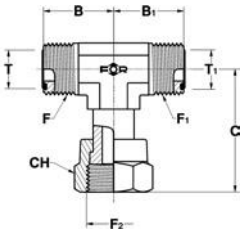

T		T1		RIFERIMENTO REFERENCE	F	F1	F2	B	B1	C	CH
MM.	IN.	MM.	IN.		UNF-UN	UNF-UN	UNF-UN				
6	1/4	6	1/4	**A511015/06**	9/16-18	9/16-18	9/16-18	21.5	21.5	34,5	17
8-10	5/16-3/8	8-10	5/16-3/8	**A511015/10**	11/16-16	11/16-16	11/16-16	25	25	40	22
12	1/2	12	1/2	**A511015/12**	13/16-16	13/16-16	13/16-16	28	28	49	24
14÷16	5/8	14÷16	5/8	**A511015/16**	1"-14	1"-14	1"-14	33,5	33,5	54,5	30
18-20	3/4	18-20	3/4	**A511015/20**	1"3/16-12	1"3/16-12	1"3/16-12	37,5	37,5	61	36
22-25	7/8-1"	22-25	7/8-1"	**A511015/25**	1"7/16-12	1"7/16-12	1"7/16-12	42	42	68,5	41
28÷32	1"1/4	28÷32	1"1/4	**A511015/32**	1"11/16-12	1"11/16-12	1"11/16-12	45	45	73,5	50
35-38	1"1/2	35-38	1"1/2	**A511015/38**	2"-12	2"-12	2"-12	49	49	76	57
12	1/2	14÷16	5/8	**SA511015/121616**	13/16-16	1"-14	1"-14	31	33,5	41	30
14÷16	5/8	18-20	3/4	**SA511015/162020**	1"-14	1"3/16-12	1"3/16-12	36	37,5	46.5	36
18-20	3/4	12	1/2	**SA511015/201220**	1"3/16-12	13/16-16	1"3/16-12	37,5	32,5	46.5	36
22-25	7/8-1"	18-20	3/4	**SA511015/252025**	1"7/16-12	1"3/16-12	1"7/16-12	42	41,5	53.5	41

FOR S.P.A. - NORME E DIMENSIONI SOGGETTE A MODIFICHE SENZA PREAVVISO.
FOR S.P.A. - DESIGN DETAILS AND SPECIFICATIONS SUBJECT TO CHANGE WITHOUT PRIOR NOTICE.

RACCORDI A TENUTA FRONTALE O.R.

CONNECTORS O-RING FACE SEAL

511026

Terminale orientabile a "T"
ORFS - SAE UNF-UN
per sedi ISO 11926
Branch (ADJ) tee male
ORFS - male SAE UNF-UN
with O.R. ISO 11926 ports

SEDI PAG.30 / *PORTS PAG.30*

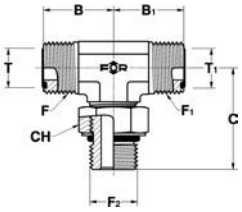

T		T1		RIFERIMENTO REFERENCE	F	F1	F2	B	B1	C	CH
MM.	IN.	MM.	IN.		UNF-UN	UNF-UN	UNF-UN				
6	1/4	6	1/4	**A511026/0611**	9/16-18	9/16-18	7/16-20	21.5	21.5	32,5	16
8-10	5/16-3/8	8-10	5/16-3/8	**A511026/1014**	11/16-16	11/16-16	9/16-18	25	25	37	19
12	1/2	12	1/2	**A511026/1219**	13/16-16	13/16-16	3/4-16	28	28	40,5	24
14÷16	5/8	14÷16	5/8	**A511026/1622**	1"-14	1"-14	7/8-14	33,5	33,5	50	27
18-20	3/4	18-20	3/4	**A511026/2027**	1"3/16-12	1"3/16-12	1"1/16-12	37,5	37,5	55	35
22-25	7/8-1"	22-25	7/8-1"	**A511026/2533**	1"7/16-12	1"7/16-12	1"5/16-12	42	42	60	41
28÷32	1"1/4	28÷32	1"1/4	**A511026/3241**	1"11/16-12	1"11/16-12	1"5/8-12	45	45	62	50
35-38	1"1/2	35-38	1"1/2	**A511026/3848**	2"-12	2"-12	1"7/8-12	49	49	66	5
6	1/4	12	1/2	**SA511026/061222**	9/16-18	13/16-16	7/8-14	28	31	50	27
6	1/4	6	1/4	**SA511026/0614**	9/16-18	9/16-18	9/16-18	23.5	23.5	37	19
8-10	5/16-3/8	8-10	5/16-3/8	**SA511026/1011**	11/16-16	11/16-16	7/16-20	25	25	35	16
8-10	5/16-3/8	8-10	5/16-3/8	**SA511026/1019**	11/16-16	11/16-16	3/4-16	26.5	26.5	40.5	24
12	1/2	8-10	5/16-3/8	**SA511026/121019**	13/16-16	11/16-16	3/4-16	28	26.5	40,5	24
12	1/2	12	1/2	**SA511026/1214**	13/16-16	13/16-16	9/16-18	28	28	36.5	19
14÷16	5/8	14÷16	5/8	**SA511026/1627**	1"-14	1"-14	1"1/16-12	36	36	55	35
18-20	3/4	18-20	3/4	**SA511026/2033**	1"3/16-12	1"3/16-12	1"5/16-12	41,5	41,5	60	41
22-25	7/8-1"	22-25	7/8-1"	**SA511026/2541**	1"7/16-12	1"7/16-12	1"5/8-12	45	45	62	50
28÷32	1"1/4	28÷32	1"1/4	**SA511026/3248**	1"11/16-12	1"11/16-12	1"7/8-12	49	49	66	55

511037

Terminale orientabile a "T"
ORFS - GAS cil. (BSPP)
con O.R. e rondella
per sedi ISO 1179
Branch (ADJ) tee male
ORFS - male BSPP
with O.R. and retaining ring
ISO 1179 ports

SEDI PAG.32 / *PORTS PAG.32*

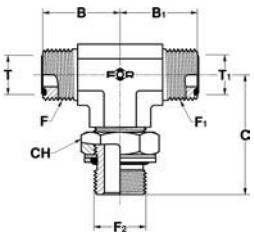

T		T1		RIFERIMENTO REFERENCE	F	F1	F2	B	B1	C	CH
MM.	IN.	MM.	IN.		UNF-UN	UNF-UN	GAS CIL.BSPP				
6	1/4	6	1/4	**A511037/0610**	9/16-18	9/16-18	1/8	21.5	21.5	30	14
6	1/4	6	1/4	**A511037/0613**	9/16-18	9/16-18	1/4	23.5	23.5	35	19
8-10	5/16-3/8	8-10	5/16-3/8	**A511037/1013**	11/16-16	11/16-16	1/4	25	25	37	19
8-10	5/16-3/8	8-10	5/16-3/8	**A511037/1017**	11/16-16	11/16-16	3/8	26.5	26.5	38	24
12	1/2	12	1/2	**A511037/1217**	13/16-16	13/16-16	3/8	28	28	38	24
12	1/2	12	1/2	**A511037/1221**	13/16-16	13/16-16	1/2	31	31	48	27
14÷16	5/8	14÷16	5/8	**A511037/1621**	1"-14	1"-14	1/2	33,5	33,5	48	27
14÷16	5/8	14÷16	5/8	**A511037/1626**	1"-14	1"-14	3/4	36	36	51.5	36
18-20	3/4	18-20	3/4	**A511037/2026**	1"3/16-12	1"3/16-12	3/4	37.5	37.5	51.5	36
22-25	7/8-1"	22-25	7/8-1"	**A511037/2533**	1"7/16-12	1"7/16-12	1"	42	42	58	41
28÷32	1"1/4	28÷32	1"1/4	**A511037/3242**	1"11/16-12	1"11/16-12	1"1/4	45	45	60.5	50
35-38	1"1/2	35-38	1"1/2	**A511037/3848**	2"-12	2"-12	1"1/2	49	49	64.5	60
14÷16	5/8	8-10	5/16-3/8	**SA511037/161021**	1"-14	11/16-16	1/2	33,5	29	48	27
18-20	3/4	8-10	5/16-3/8	**SA511037/201013**	1"3/16-12	11/16-16	1/4	37.5	31.5	41.5	19
18-20	3/4	18-20	3/4	**SA511037/2033**	1"3/16-12	1"3/16-12	1"	41.5	41.5	58	41
18-20	3/4	28÷32	1"1/4	**SA511037/203233**	1"3/16-12	1"11/16-12	1"	43	45	60	41
22-25	7/8-1"	22-25	7/8-1"	**SA511037/2526**	1"7/16-12	1"7/16-12	3/4	42	42	56.5	36
28÷32	1"1/4	28÷32	1"1/4	**SA511037/3248**	1"11/16-12	1"11/16-12	1"1/2	49	49	64.5	60

FOR S.P.A. - NORME E DIMENSIONI SOGGETTE A MODIFICHE SENZA PREAVVISO.
FOR S.P.A. - DESIGN DETAILS AND SPECIFICATIONS SUBJECT TO CHANGE WITHOUT PRIOR NOTICE.

511093

Terminale orientabile a "T"
ORFS - GAS cil. (JIS)
con O.R. per sedi JIS 2351
Branch (ADJ) tee male
ORFS - male JIS
with O.R. JIS 2351 ports

SEDI PAG.31 / *PORTS PAG.31*

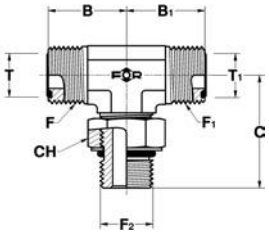

T		T1		RIFERIMENTO REFERENCE	F	F1	F2	B	B1	C	CH
MM.	IN.	MM.	IN.		UNF-UN	UNF-UN	GAS CIL.JIS				
6	1/4	6	1/4	**A511093/0610**	9/16-18	9/16-18	1/8	21.5	21.5	30	14
6	1/4	6	1/4	**A511093/0613**	9/16-18	9/16-18	1/4	23.5	23.5	35	19
8-10	5/16-3/8	8-10	5/16-3/8	**A511093/1013**	11/16-16	11/16-16	1/4	25	25	36.8	19
8-10	5/16-3/8	8-10	5/16-3/8	**A511093/1017**	11/16-16	11/16-16	3/8	26.5	26.5	38	22
12	1/2	12	1/2	**A511093/1217**	13/16-16	13/16-16	3/8	28	28	38	22
12	1/2	12	1/2	**A511093/1221**	13/16-16	13/16-16	1/2	31	31	48	27
14÷16	5/8	8-10	5/16-3/8	**A511093/161021**	1"-14	11/16-16	1/2	33.3	28.8	48	27
14÷16	5/8	14÷16	5/8	**A511093/1621**	1"-14	1"-14	1/2	33.3	33.3	48	27
14÷16	5/8	14÷16	5/8	**A511093/1626**	1"-14	1"-14	3/4	36	36	51.5	36
18-20	3/4	8-10	5/16-3/8	**A511093/201013**	1"3/16-12	11/16-16	1/4	37.5	31.5	41.5	19
18-20	3/4	18-20	3/4	**A511093/202033**	1"3/16-12	1"3/16-12	1"	41.5	41.5	58	41
18-20	3/4	18-20	3/4	**A511093/2026**	1"3/16-12	1"3/16-12	3/4	37.5	37.5	51.5	36
18-20	3/4	28÷32	1"1/4	**A511093/203233**	1"3/16-12	1"11/16-12	1"	43	45	60	41
22-25	7/8-1"	22-25	7/8-1"	**A511093/2526**	1"7/16-12	1"7/16-12	3/4	42	42	56.5	36
22-25	7/8-1"	22-25	7/8-1"	**A511093/2533**	1"7/16-12	1"7/16-12	1"	42	42	58	41
28÷32	1"1/4	28÷32	1"1/4	**A511093/3242**	1"11/16-12	1"11/16-12	1"1/4	44.7	44.7	60.5	50
35-38	1"1/2	35-38	1"1/2	**A511093/3848**	2"-12	2"-12	1"1/2	48.8	48.8	64.5	55

511048

Terminale orientabile a "T"
ORFS - Metrico cil.
con O.R. e rondella
per sedi ISO 9974
Branch (ADJ) tee male
ORFS - male Metric
with O.R. and retaining ring
ISO 9974 ports

SEDI PAG.32 / *PORTS PAG.32*

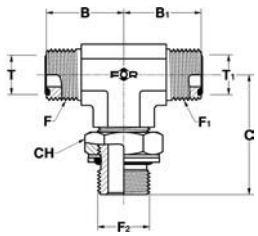

T		T1		RIFERIMENTO REFERENCE	F	F1	F2	B	B1	C	CH
MM.	IN.	MM.	IN.		UNF-UN	UNF-UN	METRICO METRIC				
6	1/4	6	1/4	**A511048/0612**	9/16-18	9/16-18	12x1,5	21.5	21.5	32.5	17
8-10	5/16-3/8	8-10	5/16-3/8	**A511048/1016**	11/16-16	11/16-16	16x1,5	25	25	37	22
12	1/2	12	1/2	**A511048/1218**	13/16-16	13/16-16	18x1,5	28	28	40.5	24
14÷16	5/8	14÷16	5/8	**A511048/1622**	1"-14	1"-14	22x1,5	33.5	33.5	50	27
18-20	3/4	18-20	3/4	**A511048/2027**	1"3/16-12	1"3/16-12	27x2	37.5	37.5	55	32
22-25	7/8-1"	22-25	7/8-1"	**A511048/2533**	1"7/16-12	1"7/16-12	33x2	42	42	60	41
28÷32	1"1/4	28÷32	1"1/4	**A511048/3242**	1"11/16-12	1"11/16-12	42x2	45	45	62	50
35-38	1"1/2	35-38	1"1/2	**A511048/3848**	2"-12	2"-12	48x2	49	49	71	55
6	1/4	6	1/4	**SA511048/0614**	9/16-18	9/16-18	14x1,5	23.5	23.5	37	19
8-10	5/16-3/8	8-10	5/16-3/8	**SA511048/1014**	11/16-16	11/16-16	14x1,5	25	25	35	19
8-10	5/16-3/8	14÷16	5/8	**SA511048/101618**	11/16-16	1"-14	18x1,5	29	33.5	48.5	24
8-10	5/16-3/8	8-10	5/16-3/8	**SA511048/1018**	11/16-16	11/16-16	18x1,5	26.5	26.5	40.5	24
12	1/2	12	1/2	**SA511048/1216**	13/16-16	13/16-16	16x1,5	28	28	40.5	22
12	1/2	14÷16	5/8	**SA511048/121622**	13/16-16	1"-14	22x1,5	31.5	33.5	50	27
14÷16	5/8	12	1/2	**SA511048/161216**	1"-14	13/16-16	16x1,5	33.5	30.5	47	22
14÷16	5/8	14÷16	5/8	**SA511048/1616**	1"-14	1"-14	16x1,5	33.5	33.5	43.5	22
14÷16	5/8	14÷16	5/8	**SA511048/1618**	1"-14	1"-14	18x1,5	33.5	33.5	46.5	24
28÷32	1"1/4	28÷32	1"1/4	**SA511048/3233**	1"11/16-12	1"11/16-12	33x2	45	45	62	41

FOR S.P.A. - NORME E DIMENSIONI SOGGETTE A MODIFICHE SENZA PREAVVISO.
FOR S.P.A. - DESIGN DETAILS AND SPECIFICATIONS SUBJECT TO CHANGE WITHOUT PRIOR NOTICE.

RACCORDI A TENUTA FRONTALE O.R.

CONNECTORS O-RING FACE SEAL

511060

Terminale orientabile a "T"
ORFS - Metrico cil.
con O.R. per sedi ISO 6149
Branch (ADJ) tee male
ORFS - male Metric
with O.R. ISO 6149 ports

SEDI PAG.30 / *PORTS PAG.30*

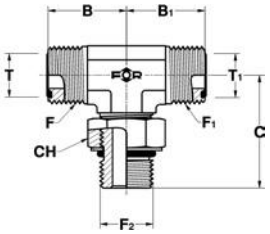

T		T1		RIFERIMENTO REFERENCE	F	F1	F2	B	B1	C	CH
MM.	IN.	MM.	IN.		UNF-UN	UNF-UN	METRICO METRIC				
6	1/4	6	1/4	**A511060/0612**	9/16-18	9/16-18	12x1,5	21.5	21.5	32.5	17
8-10	5/16-3/8	8-10	5/16-3/8	**A511060/1016**	11/16-16	11/16-16	16x1,5	25	25	37	22
12	1/2	12	1/2	**A511060/1218**	13/16-16	13/16-16	18x1,5	28	28	40.5	24
14÷16	5/8	14÷16	5/8	**A511060/1622**	1"-14	1"-14	22x1,5	33.5	33.5	50	27
18-20	3/4	18-20	3/4	**A511060/2027**	1"3/16-12	1"3/16-12	27x2	37.5	37.5	55	32
22-25	7/8-1"	22-25	7/8-1"	**A511060/2533**	1"7/16-12	1"7/16-12	33x2	42	42	60	41
28÷32	1"1/4	28÷32	1"1/4	**A511060/3242**	1"11/16-12	1"11/16-12	42x2	45	45	62	50
35-38	1"1/2	35-38	1"1/2	**A511060/3848**	2"-12	2"-12	48x2	49	49	71	55
6	1/4	6	1/4	**SA511060/0614**	9/16-18	9/16-18	14x1,5	23.5	23.5	37	19
8-10	5/16-3/8	8-10	5/16-3/8	**SA511060/1014**	11/16-16	11/16-16	14x1,5	25	25	35	19
8-10	5/16-3/8	14÷16	5/8	**SA511060/101618**	11/16-16	1"-14	18x1,5	29	33.5	48.5	24
8-10	5/16-3/8	8-10	5/16-3/8	**SA511060/1018**	11/16-16	11/16-16	18x1,5	26.5	26.5	40.5	24
12	1/2	12	1/2	**SA511060/1216**	13/16-16	13/16-16	16x1,5	28	28	40.5	22
12	1/2	14÷16	5/8	**SA511060/121618**	13/16-16	1"-14	18x1,5	30	33.5	47.5	24
12	1/2	14÷16	5/8	**SA511060/121622**	13/16-16	1"-14	22x1,5	31.5	33.5	50	27
14÷16	5/8	12	1/2	**SA511060/161216**	1"-14	13/16-16	16x1,5	33.5	30.5	47	22
14÷16	5/8	14÷16	5/8	**SA511060/1616**	1"-14	1"-14	16x1,5	33.5	33.5	43.5	22
14÷16	5/8	14÷16	5/8	**SA511060/1618**	1"-14	1"-14	18x1,5	33.5	33.5	46.5	24
28÷32	1"1/4	28÷32	1"1/4	**SA511060/3233**	1"11/16-12	1"11/16-12	33x2	45	45	62	41

512005

Giunzione a "T" passaparatia
maschi ORFS
Bulkhead union tee
male ORFS

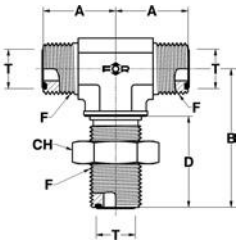

T		RIFERIMENTO REFERENCE	F	A	B	D	CH
MM.	IN.		UNF-UN				
6	1/4	**A512005/06**	9/16-18	22.5	47	31,5	22
8-10	5/16-3/8	**A512005/10**	11/16-16	26	52	34	27
12	1/2	**A512005/12**	13/16-16	29	55.5	36,5	30
14÷16	5/8	**A512005/16**	1"-14	34.5	63	40,5	36
18-20	3/4	**A512005/20**	1"3/16-12	38.5	67	41,5	41
22-25	7/8-1"	**A512005/25**	1"7/16-12	42.5	71	42	46
28÷32	1"1/4	**A512005/32**	1"11/16-12	45.5	75.5	42	50
35-38	1"1/2	**A512005/38**	2"-12	49.5	79.5	42	60

FOR S.P.A. - NORME E DIMENSIONI SOGGETTE A MODIFICHE SENZA PREAVVISO.
FOR S.P.A. - DESIGN DETAILS AND SPECIFICATIONS SUBJECT TO CHANGE WITHOUT PRIOR NOTICE.

513001

Giunzione a "L" maschi ORFS - femmina ORFS
Swivel run tee male ORFS - swivel nut ORFS

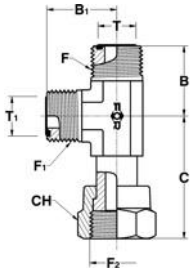

T		T1		RIFERIMENTO REFERENCE	F	F2	F1	B	C	B1	CH
MM.	IN.	MM.	IN.		UNF-UN	UNF-UN	UNF-UN				
6	1/4	6	1/4	**A513001/06**	9/16-18	9/16-18	9/16-18	21.5	34,5	21.5	17
8-10	5/16-3/8	8-10	5/16-3/8	**A513001/10**	11/16-16	11/16-16	11/16-16	25	40	25	22
12	1/2	12	1/2	**A513001/12**	13/16-16	13/16-16	13/16-16	28	49	28	24
14÷16	5/8	14÷16	5/8	**A513001/16**	1"-14	1"-14	1"-14	33,5	54,5	33,5	30
18-20	3/4	18-20	3/4	**A513001/20**	1"3/16-12	1"3/16-12	1"3/16-12	37,5	61	37,5	36
22-25	7/8-1"	22-25	7/8-1"	**A513001/25**	1"7/16-12	1"7/16-12	1"7/16-12	42	68,5	42	41
28÷32	1"1/4	28÷32	1"1/4	**A513001/32**	1"11/16-12	1"11/16-12	1"11/16-12	45	73,5	45	50
35-38	1"1/2	35-38	1"1/2	**A513001/38**	2"-12	2"-12	2"-12	49	76	49	57
6	1/4	8-10	5/16-3/8	**SA513001/061010**	9/16-18	11/16-16	11/16-16	23.5	40	25	22
6	1/4	12	1/2	**SA513001/061212**	9/16-18	13/16-16	13/16-16	25	49	28	24
6	1/4	14÷16	5/8	**SA513001/061616**	9/16-18	1"-14	1"-14	28	54,5	33,5	30
8-10	5/16-3/8	12	1/2	**SA513001/101212**	11/16-16	13/16-16	13/16-16	27	49	28	24
12	1/2	6	1/4	**SA513001/121206**	13/16-16	13/16-16	9/16-18	28	49	25	24
12	1/2	8-10	5/16-3/8	**SA513001/121210**	13/16-16	13/16-16	11/16-16	28	49	27	24
14÷16	5/8	6	1/4	**SA513001/161606**	1"-14	1"-14	9/16-18	33,5	54,5	28	30
14÷16	5/8	8-10	5/16-3/8	**SA513001/161610**	1"-14	1"-14	11/16-16	33,5	54,5	29	30
14÷16	5/8	18-20	3/4	**SA513001/161620**	1"-14	1"-14	1"3/16-12	36	57,5	37,5	30
18-20	3/4	14÷16	5/8	**SA513001/201616**	1"3/16-12	1"-14	1"-14	37,5	57,5	36	30
18-20	3/4	12	1/2	**SA513001/202012**	1"3/16-12	1"3/16-12	13/16-16	37,5	61	33.5	36
18-20	3/4	14÷16	5/8	**SA513001/202016**	1"3/16-12	1"3/16-12	1"-14	37,5	61	36	36
18-20	3/4	22-25	7/8-1"	**SA513001/202025**	1"3/16-12	1"3/16-12	1"7/16-12	41,5	67	42	36
22-25	7/8-1"	8-10	5/16-3/8	**SA513001/252510**	1"7/16-12	1"7/16-12	11/16-16	42	68,5	36	41
22-25	7/8-1"	12	1/2	**SA513001/252512**	1"7/16-12	1"7/16-12	13/16-16	42	68,5	37,5	41
22-25	7/8-1"	18-20	3/4	**SA513001/252520**	1"7/16-12	1"7/16-12	1"3/16-12	42	68,5	41,5	41

FOR S.P.A. - NORME E DIMENSIONI SOGGETTE A MODIFICHE SENZA PREAVVISO.
FOR S.P.A. - DESIGN DETAILS AND SPECIFICATIONS SUBJECT TO CHANGE WITHOUT PRIOR NOTICE.

RACCORDI A TENUTA FRONTALE O.R.

CONNECTORS O-RING FACE SEAL

513012

Terminale orientabile a "L"
ORFS - SAE UNF-UN
per sedi ISO 11926
Run (ADJ) tee male
ORFS - male SAE UNF-UN
with O.R. ISO 11926 ports

SEDI PAG.30 / *PORTS PAG.30*

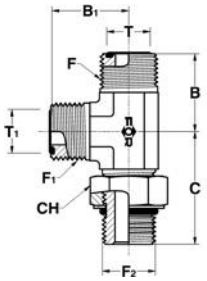

T		T1		RIFERIMENTO REFERENCE	F	F2	F1	B	C	B1	CH
MM.	IN.	MM.	IN.		UNF-UN	UNF-UN	UNF-UN				
6	1/4	6	1/4	**A513012/0611**	9/16-18	7/16-20	9/16-18	21.5	32,5	21.5	16
8-10	5/16-3/8	8-10	5/16-3/8	**A513012/1014**	11/16-16	9/16-18	11/16-16	25	37	25	19
12	1/2	12	1/2	**A513012/1219**	13/16-16	3/4-16	13/16-16	28	40,5	28	24
14÷16	5/8	14÷16	5/8	**A513012/1622**	1"-14	7/8-14	1"-14	33,5	50	33,5	27
18-20	3/4	18-20	3/4	**A513012/2027**	1"3/16-12	1"1/16-12	1"3/16-12	37,5	55	37,5	35
22-25	7/8-1"	22-25	7/8-1"	**A513012/2533**	1"7/16-12	1"5/16-12	1"7/16-12	42	60	42	41
28÷32	1"1/4	28÷32	1"1/4	**A513012/3241**	1"11/16-12	1"5/8-12	1"11/16-12	45	62	45	50
35-38	1"1/2	35-38	1"1/2	**A513012/3848**	2"-12	1"7/8-12	2"-12	49	66	49	55
6	1/4	6	1/4	**SA513012/0614**	9/16-18	9/16-18	9/16-18	23.5	37	23.5	19
8-10	5/16-3/8	8-10	5/16-3/8	**SA513012/1011**	11/16-16	7/16-20	11/16-16	25	35	25	16
8-10	5/16-3/8	8-10	5/16-3/8	**SA513012/1019**	11/16-16	3/4-16	11/16-16	26.5	40,5	26.5	24
8-10	5/16-3/8	12	1/2	**SA513012/101912**	11/16-16	3/4-16	13/16-16	26.5	40,5	28	24
8-10	5/16-3/8	18-20	3/4	**SA513012/102720**	11/16-16	1"1/16-12	1"3/16-12	32	55	37,5	35
12	1/2	12	1/2	**SA513012/1222**	13/16-16	7/8-14	13/16-16	31	50	31	27
12	1/2	6	1/4	**SA513012/122206**	13/16-16	7/8-14	9/16-18	31	50	28	27
12	1/2	12	1/2	**SA513012/1227**	13/16-16	1"1/16-12	13/16-16	33.5	51.5	33.5	35
18-20	3/4	18-20	3/4	**SA513012/2019**	1"3/16-12	3/4-16	1"3/16-12	37,5	47	37,5	24
18-20	3/4	14÷16	5/8	**SA513012/202716**	1"3/16-12	1"1/16-12	1"-14	37,5	55	36	35
18-20	3/4	22-25	7/8-1"	**SA513012/202725**	1"3/16-12	1"1/16-12	1"7/16-12	41	59	42	35
18-20	3/4	18-20	3/4	**SA513012/2033**	1"3/16-12	1"5/16-12	1"3/16-12	41,5	60	41,5	41
22-25	7/8-1"	22-25	7/8-1"	**SA513012/2527**	1"7/16-12	1"1/16-12	1"7/16-12	42	59	42	35
22-25	7/8-1"	14÷16	5/8	**SA513012/252716**	1"7/16-12	1"1/16-12	1"-14	42	59	40	35
22-25	7/8-1"	18-20	3/4	**SA513012/252720**	1"7/16-12	1"1/16-12	1"3/16-12	42	59	41,5	35
22-25	7/8-1"	6	1/4	**SA513012/253006**	1"7/16-12	1"3/16-12	9/16-18	42	55	35	35
22-25	7/8-1"	18-20	3/4	**SA513012/253320**	1"7/16-12	1"5/16-12	1"3/16-12	42	60	41,5	41
22-25	7/8-1"	22-25	7/8-1"	**SA513012/254125**	1"7/16-12	1"5/8-12	1"7/16-12	45	62,5	45	46
28÷32	1"1/4	22-25	7/8-1"	**SA513012/323325**	1"11/16-12	1"5/16-12	1"7/16-12	45	62,5	45	41
28÷32	1"1/4	22-25	7/8-1"	**SA513012/324125**	1"11/16-12	1"5/8-12	1"7/16-12	45	62,5	45	50
28÷32	1"1/4	28÷32	1"1/4	**SA513012/3248**	1"11/16-12	1"7/8-12	1"11/16-12	49	66	49	55

FOR S.P.A. - NORME E DIMENSIONI SOGGETTE A MODIFICHE SENZA PREAVVISO.
FOR S.P.A. - DESIGN DETAILS AND SPECIFICATIONS SUBJECT TO CHANGE WITHOUT PRIOR NOTICE.

513023

Terminale orientabile a "L"
ORFS - GAS cil. (BSPP)
con O.R. e rondella
per sedi ISO 1179
Run (ADJ) tee male
ORFS - male BSPP
with O.R. and retaining ring
ISO 1179 ports

SEDI PAG.32 / *PORTS PAG.32*

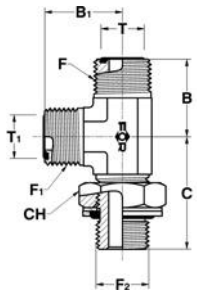

T		T1		RIFERIMENTO REFERENCE	F	F2	F1	B	C	B1	CH
MM.	IN.	MM.	IN.		UNF-UN	GAS CIL.BSPP	UNF-UN				
6	1/4	6	1/4	**A513023/0610**	9/16-18	1/8	9/16-18	21.5	30	21.5	14
6	1/4	6	1/4	**A513023/0613**	9/16-18	1/4	9/16-18	23.5	35	23.5	19
8-10	5/16-3/8	8-10	5/16-3/8	**A513023/1013**	11/16-16	1/4	11/16-16	25	36	25	19
8-10	5/16-3/8	8-10	5/16-3/8	**A513023/1017**	11/16-16	3/8	11/16-16	26.5	38	26.5	24
12	1/2	12	1/2	**A513023/1217**	13/16-16	3/8	13/16-16	28	38	28	24
12	1/2	12	1/2	**A513023/1221**	13/16-16	1/2	13/16-16	31	48	31	27
14÷16	5/8	14÷16	5/8	**A513023/1621**	1"-14	1/2	1"-14	33,5	48	33,5	27
14÷16	5/8	14÷16	5/8	**A513023/1626**	1"-14	3/4	1"-14	36	51.5	36	36
18-20	3/4	18-20	3/4	**A513023/2026**	1"3/16-12	3/4	1"3/16-12	37,5	51.5	37,5	36
18-20	3/4	18-20	3/4	**A513023/2033**	1"3/16-12	1"	1"3/16-12	41,5	58	41,5	41
22-25	7/8-1"	22-25	7/8-1"	**A513023/2533**	1"7/16-12	1"	1"7/16-12	42	58	42	41
28÷32	1"1/4	28÷32	1"1/4	**A513023/3242**	1"11/16-12	1"1/4	1"11/16-12	45	60.5	45	50
35-38	1"1/2	35-38	1"1/2	**A513023/3848**	2"-12	1"1/2	2"-12	49	64.5	49	60
6	1/4	6	1/4	**SA513023/0617**	9/16-18	3/8	9/16-18	25	38	25	24
8-10	5/16-3/8	8-10	5/16-3/8	**SA513023/1021**	11/16-16	1/2	11/16-16	29.5	48	29.5	27
8-10	5/16-3/8	8-10	5/16-3/8	**SA513023/1033**	11/16-16	1"	11/16-16	36	54	36	41
12	1/2	8-10	5/16-3/8	**SA513023/122110**	13/16-16	1/2	11/16-16	31	48	28.5	27
12	1/2	12	1/2	**SA513023/1226**	13/16-16	3/4	13/16-16	33	51.5	33	36
12	1/2	12	1/2	**SA513023/123312**	13/16-16	1"	13/16-16	37	58	37	41
14÷16	5/8	14÷16	5/8	**SA513023/1617**	1"-14	3/8	1"-14	33,5	44.5	33,5	24
14÷16	5/8	14÷16	5/8	**SA513023/1633**	1"-14	1"	1"-14	40	58	40	41
14÷16	5/8	18-20	3/4	**SA513023/163320**	1"-14	1"	1"3/16-12	41	58	41,5	41
22-25	7/8-1"	22-25	7/8-1"	**SA513023/2526**	1"7/16-12	3/4	1"7/16-12	42	56.5	42	36
22-25	7/8-1"	12	1/2	**SA513023/253312**	1"7/16-12	1"	13/16-16	42	58	37	41
22-25	7/8-1"	14÷16	5/8	**SA513023/253316**	1"7/16-12	1"	1"-14	42	58	40	41
22-25	7/8-1"	22-25	7/8-1"	**SA513023/2542**	1"7/16-12	1"1/4	1"7/16-12	45	62	45	50
28÷32	1"1/4	28÷32	1"1/4	**SA513023/3233**	1"11/16-12	1"	1"11/16-12	45	59.5	45	41
28÷32	1"1/4	18-20	3/4	**SA513023/323320**	1"11/16-12	1"	1"3/16-12	45	60	43	41
28÷32	1"1/4	22-25	7/8-1"	**SA513023/323325**	1"11/16-12	1"	1"7/16-12	45	59.5	45	41
28÷32	1"1/4	22-25	7/8-1"	**SA513023/324225**	1"11/16-12	1"1/4	1"7/16-12	45	60.5	45	50
35-38	1"1/2	22-25	7/8-1"	**SA513023/384825**	2"-12	1"1/2	1"7/16-12	49	64,5	49	60

FOR S.P.A. - NORME E DIMENSIONI SOGGETTE A MODIFICHE SENZA PREAVVISO.
FOR S.P.A. - DESIGN DETAILS AND SPECIFICATIONS SUBJECT TO CHANGE WITHOUT PRIOR NOTICE.

RACCORDI A TENUTA FRONTALE O.R.

CONNECTORS O-RING FACE SEAL

513089

Terminale orientabile a "L"
ORFS - GAS cil. (JIS)
con O.R. per sedi JIS 2351
Run (ADJ) tee male
ORFS - male JIS
with O.R. JIS 2351 ports

SEDI PAG.31 / *PORTS PAG.31*

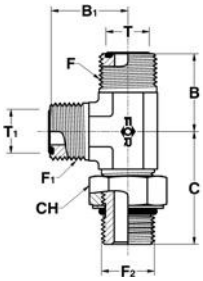

T		T1		RIFERIMENTO REFERENCE	F	F2	F1	B	C	B1	CH
MM.	IN.	MM.	IN.		UNF-UN	GAS CIL.JIS	UNF-UN				
6	1/4	6	1/4	**A513089/0610**	9/16-18	1/8	9/16-18	21.5	30	21.5	14
6	1/4	6	1/4	**A513089/0613**	9/16-18	1/4	9/16-18	23.5	35	23.5	19
6	1/4	6	1/4	**A513089/0617**	9/16-18	3/8	9/16-18	25	38	25	22
8-10	5/16-3/8	8-10	5/16-3/8	**A513089/1013**	11/16-16	1/4	11/16-16	25	36	25	19
8-10	5/16-3/8	8-10	5/16-3/8	**A513089/1017**	11/16-16	3/8	11/16-16	26.5	38	26.5	22
8-10	5/16-3/8	8-10	5/16-3/8	**A513089/1021**	11/16-16	1/2	11/16-16	29.5	48	29.5	27
8-10	5/16-3/8	8-10	5/16-3/8	**A513089/1026**	11/16-16	3/4	11/16-16	32	51.5	32	36
8-10	5/16-3/8	8-10	5/16-3/8	**A513089/1033**	11/16-16	1"	11/16-16	36	54	36,00	41
12	1/2	12	1/2	**A513089/1217**	13/16-16	3/8	13/16-16	28	38	28	22
12	1/2	12	1/2	**A513089/1221**	13/16-16	1/2	13/16-16	31	48	31	27
12	1/2	8-10	5/16-3/8	**A513089/122110**	13/16-16	1/2	11/16-16	31	48	28.5	27
12	1/2	12	1/2	**A513089/1226**	13/16-16	3/4	13/16-16	33	51.5	33	36
12	1/2	12	1/2	**A513089/123312**	13/16-16	1"	13/16-16	37	58	37	41
14÷16	5/8	14÷16	5/8	**A513089/1617**	1"-14	3/8	1"-14	33.3	44.5	33.3	22
14÷16	5/8	14÷16	5/8	**A513089/1621**	1"-14	1/2	1"-14	33.3	48	33.3	27
14÷16	5/8	14÷16	5/8	**A513089/1626**	1"-14	3/4	1"-14	36	51.5	36	36
14÷16	5/8	12	1/2	**A513089/162612**	1"-14	3/4	13/16-16	36	51.5	33	36
14÷16	5/8	14÷16	5/8	**A513089/1633**	1"-14	1"	1"-14	40	58	40	41
18-20	3/4	18-20	3/4	**A513089/2026**	1"3/16-12	3/4	1"3/16-12	37.3	51.5	37.3	36
18-20	3/4	12	1/2	**A513089/202612**	1"3/16-12	3/4	13/16-16	37.3	51.5	34,00	36
18-20	3/4	18-20	3/4	**A513089/2033**	1"3/16-12	1"	1"3/16-12	41.2	58	41.2	41
22-25	7/8-1"	22-25	7/8-1"	**A513089/2526**	1"7/16-12	3/4	1"7/16-12	42	56.5	42	36
22-25	7/8-1"	22-25	7/8-1"	**A513089/2533**	1"7/16-12	1"	1"7/16-12	42	58	42	41
22-25	7/8-1"	12	1/2	**A513089/253312**	1"7/16-12	1"	13/16-16	42	58	37	41
22-25	7/8-1"	14÷16	5/8	**A513089/253316**	1"7/16-12	1"	1"-14	42	58	40	41
22-25	7/8-1"	22-25	7/8-1"	**A513089/2542**	1"7/16-12	1"1/4	1"7/16-12	44.7	62	44.7	50
28÷32	1"1/4	28÷32	1"1/4	**A513089/3233**	1"11/16-12	1"	1"11/16-12	45	59.5	45	41
28÷32	1"1/4	18-20	3/4	**A513089/323320**	1"11/16-12	1"	1"3/16-12	45	60	43	41
28÷32	1"1/4	22-25	7/8-1"	**A513089/323325**	1"11/16-12	1"	1"7/16-12	45	59.5	45	41
28÷32	1"1/4	28÷32	1"1/4	**A513089/3242**	1"11/16-12	1"1/4	1"11/16-12	45	60.5	45	50
28÷32	1"1/4	22-25	7/8-1"	**A513089/324225**	1"11/16-12	1"1/4	1"7/16-12	44.7	60.5	44.7	50
35-38	1"1/2	35-38	1"1/2	**A513089/3848**	2"-12	1"1/2	2"-12	48.8	64.5	48.8	55

FOR S.P.A. - NORME E DIMENSIONI SOGGETTE A MODIFICHE SENZA PREAVVISO.
FOR S.P.A. - DESIGN DETAILS AND SPECIFICATIONS SUBJECT TO CHANGE WITHOUT PRIOR NOTICE.

513034

Terminale orientabile a "L" ORFS - Metrico cil. con O.R. e rondella per sedi ISO 9974
Run (ADJ) tee male ORFS - male Metric with O.R. and retaining ring ISO 9974 ports

SEDI PAG.32 / *PORTS PAG.32*

T		T_1		RIFERIMENTO REFERENCE	F	F_2	F_1	B	C	B_1	CH
MM.	IN.	MM.	IN.		UNF-UN	METRICO METRIC	UNF-UN				
6	1/4	6	1/4	**A513034/0612**	9/16-18	12x1,5	9/16-18	21.5	32.5	21.5	17
8-10	5/16-3/8	8-10	5/16-3/8	**A513034/1016**	11/16-16	16x1,5	11/16-16	25	37	25	22
12	1/2	12	1/2	**A513034/1218**	13/16-16	18x1,5	13/16-16	28	40.5	28	24
14÷16	5/8	14÷16	5/8	**A513034/1622**	1"-14	22x1,5	1"-14	33.5	49	33.5	27
18-20	3/4	18-20	3/4	**A513034/2027**	1"3/16-12	27x2	1"3/16-12	37.5	55	37.5	32
22-25	7/8-1"	22-25	7/8-1"	**A513034/2533**	1"7/16-12	33x2	1"7/16-12	42	60	42	41
28÷32	1"1/4	28÷32	1"1/4	**A513034/3242**	1"11/16-12	42x2	1"11/16-12	45	62	45	50
35-38	1"1/2	35-38	1"1/2	**A513034/3848**	2"-12	48x2	2"-12	49	71	49	55
6	1/4	6	1/4	**SA513034/0614**	9/16-18	14x1,5	9/16-18	23.5	35.5	23.5	19
8-10	5/16-3/8	8-10	5/16-3/8	**SA513034/1014**	11/16-16	14x1,5	11/16-16	25	35	25	19
8-10	5/16-3/8	8-10	5/16-3/8	**SA513034/1018**	11/16-16	18x1,5	11/16-16	26.5	40.5	26.5	24
8-10	5/16-3/8	14÷16	5/8	**SA513034/102216**	11/16-16	22x1,5	1"-14	30	49	33	27
12	1/2	12	1/2	**SA513034/1216**	13/16-16	16x1,5	13/16-16	28	38	28	22
12	1/2	12	1/2	**SA513034/1222**	13/16-16	22x1,5	13/16-16	33	49	33	27
12	1/2	14÷16	5/8	**SA513034/122216**	13/16-16	22x1,5	1"-14	31,5	49	33,5	27
14÷16	5/8	14÷16	5/8	**SA513034/1618**	1"-14	18x1,5	1"-14	33.5	46.5	33.5	24
14÷16	5/8	8-10	5/16-3/8	**SA513034/161810**	1"-14	18x1,5	11/16-16	33.5	46.5	29	24
14÷16	5/8	14÷16	5/8	**SA513034/1626**	1"-14	26x1,5	1"-14	36	49	36	36
18-20	3/4	18-20	3/4	**SA513034/2022**	1"3/16-12	22x1,5	1"3/16-12	37.5	49.5	37.5	27
28÷32	1"1/4	28÷32	1"1/4	**SA513034/3233**	1"11/16-12	33x2	1"11/16-12	45	62	45	41

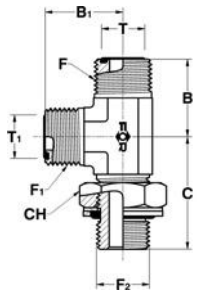

RACCORDI A TENUTA FRONTALE O.R.

CONNECTORS O-RING FACE SEAL

513056

Terminale orientabile a "L" ORFS - Metrico cil. con O.R. per sedi ISO 6149
Run (ADJ) tee male ORFS - male Metric with O.R. ISO 6149 ports

SEDI PAG.30 / *PORTS PAG.30*

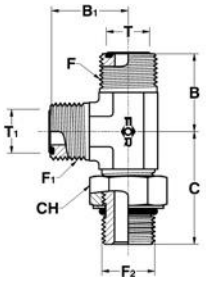

T		T1		RIFERIMENTO REFERENCE	F	F2	F1	B	C	B1	CH
MM.	IN.	MM.	IN.		UNF-UN	METRICO METRIC	UNF-UN				
6	1/4	6	1/4	**A513056/0612**	9/16-18	12x1,5	9/16-18	21.5	32.5	21.5	17
8-10	5/16-3/8	8-10	5/16-3/8	**A513056/1016**	11/16-16	16x1,5	11/16-16	25	37	25	22
12	1/2	12	1/2	**A513056/1218**	13/16-16	18x1,5	13/16-16	28	40.5	28	24
14÷16	5/8	14÷16	5/8	**A513056/1622**	1"-14	22x1,5	1"-14	33.5	49	33.5	27
18-20	3/4	18-20	3/4	**A513056/2027**	1"3/16-12	27x2	1"3/16-12	37.5	55	37.5	32
22-25	7/8-1"	22-25	7/8-1"	**A513056/2533**	1"7/16-12	33x2	1"7/16-12	42	60	42	41
28÷32	1"1/4	28÷32	1"1/4	**A513056/3242**	1"11/16-12	42x2	1"11/16-12	45	62	45	50
35-38	1"1/2	35-38	1"1/2	**A513056/3848**	2"-12	48x2	2"-12	49	71	49	55
6	1/4	6	1/4	**SA513056/0614**	9/16-18	14x1,5	9/16-18	23.5	35.5	23.5	19
8-10	5/16-3/8	8-10	5/16-3/8	**SA513056/1014**	11/16-16	14x1,5	11/16-16	25	35	25	19
8-10	5/16-3/8	8-10	5/16-3/8	**SA513056/1018**	11/16-16	18x1,5	11/16-16	26.5	40.5	26.5	24
8-10	5/16-3/8	14÷16	5/8	**SA513056/102216**	11/16-16	22x1,5	1"-14	31,50	50	33.5	27
12	1/2	12	1/2	**SA513056/1216**	13/16-16	16x1,5	13/16-16	28	38	28	22
12	1/2	12	1/2	**SA513056/1222**	13/16-16	22x1,5	13/16-16	33	49	33	27
14÷16	5/8	14÷16	5/8	**SA513056/1618**	1"-14	18x1,5	1"-14	33.5	46.5	33.5	24
14÷16	5/8	8-10	5/16-3/8	**SA513056/161810**	1"-14	18x1,5	11/16-16	33.5	46.5	29	24

514003

Giunzione a "L" passaparatia maschi ORFS
Bulkhead run tee male ORFS

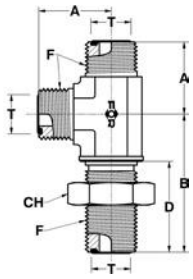

T		RIFERIMENTO REFERENCE	F	A	B	D	CH
MM.	IN.		UNF-UN				
6	1/4	**A514003/06**	9/16-18	22.5	47	31,5	22
8-10	5/16-3/8	**A514003/10**	11/16-16	26	52	34	27
12	1/2	**A514003/12**	13/16-16	29	55.5	36,5	30
14÷16	5/8	**A514003/16**	1"-14	34.5	63	40,5	36
18-20	3/4	**A514003/20**	1"3/16-12	38.5	67	41,5	41
22-25	7/8-1"	**A514003/25**	1"7/16-12	42.5	71	42	46
28÷32	1"1/4	**A514003/32**	1"11/16-12	45.5	75.5	42	50
35-38	1"1/2	**A514003/38**	2"-12	49.5	79.5	42	60

FOR S.P.A. - NORME E DIMENSIONI SOGGETTE A MODIFICHE SENZA PREAVVISO.
FOR S.P.A. - DESIGN DETAILS AND SPECIFICATIONS SUBJECT TO CHANGE WITHOUT PRIOR NOTICE.

515002

Giunzione a croce maschi ORFS
Union cross male ORFS

T MM.	T IN.	RIFERIMENTO REFERENCE	F UNF-UN	B
6	1/4	**A515002/06**	9/16-18	21.5
8-10	5/16-3/8	**A515002/10**	11/16-16	25
12	1/2	**A515002/12**	13/16-16	28
14÷16	5/8	**A515002/16**	1"-14	33,5
18-20	3/4	**A515002/20**	1"3/16-12	37,5
22-25	7/8-1"	**A515002/25**	1"7/16-12	42
28÷32	1"1/4	**A515002/32**	1"11/16-12	45
35-38	1"1/2	**A515002/38**	2"-12	49

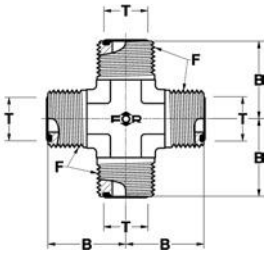

515013

Terminale orientabile a croce ORFS - SAE UNF-UN per sedi ISO 11926
Cross (ADJ) male ORFS - male SAE UNF-UN with O.R. ISO 11926 ports

SEDI PAG.30 / *PORTS PAG.30*

T MM.	T IN.	RIFERIMENTO REFERENCE	F UNF-UN	F_1 UNF-UN	B	C	CH
6	1/4	**A515013/0611**	9/16-18	7/16-20	22.5	33	16
8-10	5/16-3/8	**A515013/1014**	11/16-16	9/16-18	25	37	19
12	1/2	**A515013/1219**	13/16-16	3/4-16	29.5	41.5	24
14÷16	5/8	**A515013/1622**	1"-14	7/8-14	33,5	50	27
18-20	3/4	**A515013/2027**	1"3/16-12	1"1/16-12	37,5	55	32
22-25	7/8-1"	**A515013/2533**	1"7/16-12	1"5/16-12	42	60	38
28÷32	1"1/4	**A515013/3241**	1"11/16-12	1"5/8-12	45	62	50
35-38	1"1/2	**A515013/3848**	2"-12	1"7/8-12	49	66	55

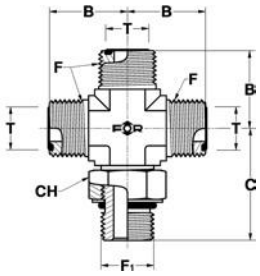

FOR S.P.A. - NORME E DIMENSIONI SOGGETTE A MODIFICHE SENZA PREAVVISO.
FOR S.P.A. - DESIGN DETAILS AND SPECIFICATIONS SUBJECT TO CHANGE WITHOUT PRIOR NOTICE.

RACCORDI A TENUTA FRONTALE O.R.

CONNECTORS O-RING FACE SEAL

402174

Flangia diritta maschio
ORFS - SAE 3000 PSI
Straight male
ORFS - SAE 3000 PSI flange

SEDI PAG.40 / *PORTS PAG.40*

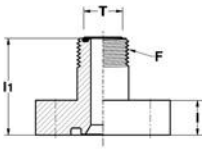

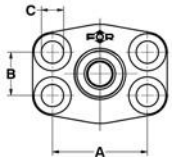

DN SIZE	T MM.	T IN.	RIFERIMENTO REFERENCE	F UNF-UN	l_1	A	B	C	I
1/2	8-10	5/16-3/8	**A402174/1210**	11/16-16	37	38,10	17,48	9	14
1/2	12	1/2	**A402174/1212**	13/16-16	39	38,10	17,48	9	14
1/2	14÷16	5/8	**A402174/1216**	1"-14	42	38,10	17,48	9	14
3/4	14÷16	5/8	**A402174/1916**	1"-14	45	47,63	22,23	11	15
3/4	18-20	3/4	**A402174/1920**	1"3/16-12	47	47,63	22,23	11	15
1"	18-20	3/4	**A402174/2520**	1"3/16-12	49	52,37	26,19	11	17
1"	22-25	7/8-1"	**A402174/2525**	1"7/16-12	49	52,37	26,19	11	17
1"1/4	22-25	7/8-1"	**A402174/3225**	1"7/16-12	53	58,72	30,18	11,5	21
1"1/4	28÷32	1"1/4	**A402174/3232**	1"11/16-12	53	58,72	30,18	11,5	21
1"1/2	28÷32	1"1/4	**A402174/3832**	1"11/16-12	59	69,85	35,71	13,5	24
1"1/2	35-38	1"1/2	**A402174/3838**	2"-12	61	69,85	35,71	13,5	24

402679

Flangia diritta maschio
ORFS - SAE 6000 PSI
Straight male
ORFS - SAE 6000 PSI flange

SEDI PAG.40 / *PORTS PAG.40*

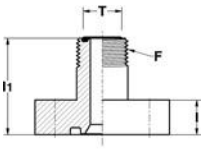

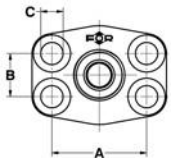

DN SIZE	T MM.	T IN.	RIFERIMENTO REFERENCE	F UNF-UN	l_1	A	B	C	I
1/2	8-10	5/16-3/8	**A402679/1210**	11/16-16	38	40,49	18,24	9	15
1/2	12	1/2	**A402679/1212**	13/16-16	40	40,49	18,24	9	15
1/2	14÷16	5/8	**A402679/1216**	1"-14	43	40,49	18,24	9	15
3/4	14÷16	5/8	**A402679/1916**	1"-14	47	50,80	23,80	11	17
3/4	18-20	3/4	**A402679/1920**	1"3/16-12	49	50,80	23,80	11	17
1"	18-20	3/4	**A402679/2520**	1"3/16-12	56	57,15	27,76	13	21
1"	22-25	7/8-1"	**A402679/2525**	1"7/16-12	56	57,15	27,76	13	21
1"1/4	22-25	7/8-1"	**A402679/3225**	1"7/16-12	61	66,68	31,75	15	24
1"1/4	28÷32	1"1/4	**A402679/3232**	1"11/16-12	61	66,68	31,75	15	24
1"1/2	28÷32	1"1/4	**A402679/3832**	1"11/16-12	65	79,38	36,50	17	27
1"1/2	35-38	1"1/2	**A402679/3838**	2"-12	67	79,38	36,50	17	27

FOR S.P.A. - NORME E DIMENSIONI SOGGETTE A MODIFICHE SENZA PREAVVISO.
FOR S.P.A. - DESIGN DETAILS AND SPECIFICATIONS SUBJECT TO CHANGE WITHOUT PRIOR NOTICE.

407200

Flangia 90° maschio
ORFS - SAE 3000 PSI
90° male
ORFS - SAE 3000 PSI flange

SEDI PAG.40 / *PORTS PAG.40*

DN SIZE	T MM.	T IN.	RIFERIMENTO REFERENCE	F UNF-UN	l_1	l	A	B	C
1/2	8-10	5/16-3/8	**A407200/1210**	11/16-16	37	17	38,10	17.48	9
1/2	12	1/2	**A407200/1212**	13/16-16	39	17	38,10	17.48	9
1/2	14÷16	5/8	**A407200/1216**	1"-14	40	20	38,10	17.48	9
3/4	14÷16	5/8	**A407200/1916**	1"-14	44	20	47.63	22.23	11
3/4	18-20	3/4	**A407200/1920**	1"3/16-12	45	25	47.63	22.23	11
1"	18-20	3/4	**A407200/2520**	1"3/16-12	48	25	52.37	26.19	11
1"	22-25	7/8-1"	**A407200/2525**	1"7/16-12	49	31	52.37	26.19	11
1"1/4	22-25	7/8-1"	**A407200/3225**	1"7/16-12	55	31	58.72	30.18	11,5
1"1/4	28÷32	1"1/4	**A407200/3232**	1"11/16-12	55	31	58.72	30.18	11,5
1"1/2	28÷32	1"1/4	**A407200/3832**	1"11/16-12	59	31	69.85	35.71	13,5
1"1/2	35-38	1"1/2	**A407200/3838**	2"-12	61	37	69.85	35.71	13,5

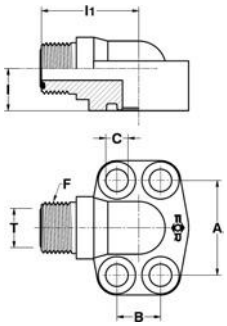

407705

Flangia 90° maschio
ORFS - SAE 6000 PSI
90° male
ORFS - SAE 6000 PSI flange

SEDI PAG.40 / *PORTS PAG.40*

DN SIZE	T MM.	T IN.	RIFERIMENTO REFERENCE	F UNF-UN	l_1	l	A	B	C
1/2	8-10	5/16-3/8	**A407705/1210**	11/16-16	37	17	40.49	18.24	9
1/2	12	1/2	**A407705/1212**	13/16-16	39	17	40.49	18.24	9
1/2	14÷16	5/8	**A407705/1216**	1"-14	40	20	40.49	18.24	9
3/4	14÷16	5/8	**A407705/1916**	1"-14	48	20	50,80	23,80	11
3/4	18-20	3/4	**A407705/1920**	1"3/16-12	50	25	50,80	23,80	11
1"	18-20	3/4	**A407705/2520**	1"3/16-12	54	25	57.15	27.76	13
1"	22-25	7/8-1"	**A407705/2525**	1"7/16-12	55	31	57.15	27.76	13
1"1/4	22-25	7/8-1"	**A407705/3225**	1"7/16-12	59	31	66.68	31.75	15
1"1/4	28÷32	1"1/4	**A407705/3232**	1"11/16-12	59	31	66.68	31.75	15
1"1/2	28÷32	1"1/4	**A407705/3832**	1"11/16-12	64	37	79.38	36,50	17
1"1/2	35-38	1"1/2	**A407705/3838**	2"-12	66	37	79.38	36,50	17

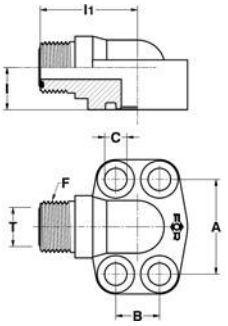

FOR S.P.A. - NORME E DIMENSIONI SOGGETTE A MODIFICHE SENZA PREAVVISO.
FOR S.P.A. - DESIGN DETAILS AND SPECIFICATIONS SUBJECT TO CHANGE WITHOUT PRIOR NOTICE.

RACCORDI A TENUTA FRONTALE O.R.

CONNECTORS O-RING FACE SEAL

405034

Flangia 45° orientabile maschio
ORFS - SAE 3000 PSI
45° (ADJ) male
ORFS - SAE 3000 PSI flange

SEDI PAG.40 / *PORTS PAG.40*

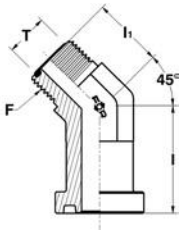

DN SIZE	T MM.	T IN.	RIFERIMENTO REFERENCE	F UNF-UN	I1	I	A	B
1/2	8-10	5/16-3/8	**A405034/1210**	11/16-16	24	37	38,10	17,48
1/2	12	1/2	**A405034/1212**	13/16-16	25	37	38,10	17,48
1/2	14÷16	5/8	**A405034/1216**	1"-14	27	37	38,10	17,48
3/4	14÷16	5/8	**A405034/1916**	1"-14	31	42	47,63	22,23
3/4	18-20	3/4	**A405034/1920**	1"3/16-12	33	42	47,63	22,23
1"	18-20	3/4	**A405034/2520**	1"3/16-12	36	42	52,37	26,19
1"	22-25	7/8-1"	**A405034/2525**	1"7/16-12	36	42	52,37	26,19
1"1/4	22-25	7/8-1"	**A405034/3225**	1"7/16-12	36	42	58,72	30,18
1"1/4	28÷32	1"1/4	**A405034/3232**	1"11/16-12	36	42	58,72	30,18
1"1/2	28÷32	1"1/4	**A405034/3832**	1"11/16-12	39	50	69,85	35,71
1"1/2	35-38	1"1/2	**A405034/3838**	2"-12	41	50	69,85	35,71

405539

Flangia 45° orientabile maschio
ORFS - SAE 6000 PSI
45° (ADJ) male
ORFS - SAE 6000 PSI flange

SEDI PAG.40 / *PORTS PAG.40*

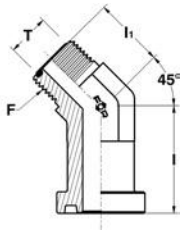

DN SIZE	T MM.	T IN.	RIFERIMENTO REFERENCE	F UNF-UN	I1	I	A	B
1/2	8-10	5/16-3/8	**A405539/1210**	11/16-16	24	38	40.49	18.24
1/2	12	1/2	**A405539/1212**	13/16-16	25	38	40.49	18.24
1/2	14÷16	5/8	**A405539/1216**	1"-14	27	38	40.49	18.24
3/4	14÷16	5/8	**A405539/1916**	1"-14	32	42	50,80	23,80
3/4	18-20	3/4	**A405539/1920**	1"3/16-12	34	42	50,80	23,80
1"	18-20	3/4	**A405539/2520**	1"3/16-12	37	53	57.15	27.76
1"	22-25	7/8-1"	**A405539/2525**	1"7/16-12	37	53	57.15	27.76
1"1/4	22-25	7/8-1"	**A405539/3225**	1"7/16-12	37	60	66.68	31.75
1"1/4	28÷32	1"1/4	**A405539/3232**	1"11/16-12	38	60	66.68	31.75
1"1/2	28÷32	1"1/4	**A405539/3832**	1"11/16-12	39	70	79.38	36,50
1"1/2	35-38	1"1/2	**A405539/3838**	2"-12	41	70	79.38	36,50

SEMIFLANGE
(RIF. PER ORDINE PAG. 431)
SPLIT FLANGES
(REF. OF ORDER PAG. 431)

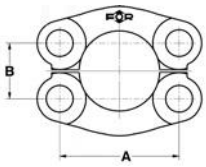

FOR S.P.A. - NORME E DIMENSIONI SOGGETTE A MODIFICHE SENZA PREAVVISO.
FOR S.P.A. - DESIGN DETAILS AND SPECIFICATIONS SUBJECT TO CHANGE WITHOUT PRIOR NOTICE.

407211

Flangia 90° orientabile maschio
ORFS - SAE 3000 PSI
90° (ADJ) male
ORFS - SAE 3000 PSI flange

SEDI PAG.40 / *PORTS PAG.40*

DN SIZE	T MM.	T IN.	RIFERIMENTO REFERENCE	F UNF-UN	l_1	l	A	B
1/2	8-10	5/16-3/8	**A407211/1210**	11/16-16	46	42	38,10	17.48
1/2	12	1/2	**A407211/1212**	13/16-16	48	42	38,10	17.48
1/2	14÷16	5/8	**A407211/1216**	1"-14	50	42	38,10	17.48
3/4	14÷16	5/8	**A407211/1916**	1"-14	57	52	47.63	22.23
3/4	18-20	3/4	**A407211/1920**	1"3/16-12	59	52	47.63	22.23
1"	18-20	3/4	**A407211/2520**	1"3/16-12	61	54	52.37	26.19
1"	22-25	7/8-1"	**A407211/2525**	1"7/16-12	61	54	52.37	26.19
1"1/4	22-25	7/8-1"	**A407211/3225**	1"7/16-12	65	56	58.72	30.18
1"1/4	28÷32	1"1/4	**A407211/3232**	1"11/16-12	65	56	58.72	30.18
1"1/2	28÷32	1"1/4	**A407211/3832**	1"11/16-12	72	61	69.85	35.71
1"1/2	35-38	1"1/2	**A407211/3838**	2"-12	75	61	69,85	35.71

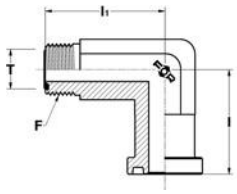

407716

Flangia 90° orientabile maschio
ORFS - SAE 6000 PSI
90° (ADJ) male
ORFS - SAE 6000 PSI flange

SEDI PAG.40 / *PORTS PAG.40*

DN SIZE	T MM.	T IN.	RIFERIMENTO REFERENCE	F UNF-UN	l_1	l	A	B
1/2	8-10	5/16-3/8	**A407716/1210**	11/16-16	47	43	40.49	18.24
1/2	12	1/2	**A407716/1212**	13/16-16	49	43	40.49	18.24
1/2	14÷16	5/8	**A407716/1216**	1"-14	51	43	40.49	18.24
3/4	14÷16	5/8	**A407716/1916**	1"-14	57	54	50,80	23,80
3/4	18-20	3/4	**A407716/1920**	1"3/16-12	59	54	50,80	23,80
1"	18-20	3/4	**A407716/2520**	1"3/16-12	65	65	57.15	27.76
1"	22-25	7/8-1"	**A407716/2525**	1"7/16-12	66	65	57.15	27.76
1"1/4	22-25	7/8-1"	**A407716/3225**	1"7/16-12	72	70	66.68	31.75
1"1/4	28÷32	1"1/4	**A407716/3232**	1"11/16-12	72	70	66.68	31.75
1"1/2	28÷32	1"1/4	**A407716/3832**	1"11/16-12	82	80	79.38	36,50
1"1/2	35-38	1"1/2	**A407716/3838**	2"-12	84	80	79.38	36,50

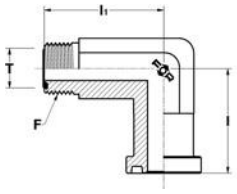

SEMIFLANGE
(RIF. PER ORDINE PAG. 431)
SPLIT FLANGES
(REF. OF ORDER PAG. 431)

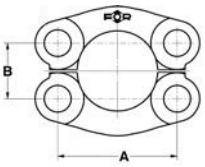

FOR S.P.A. - NORME E DIMENSIONI SOGGETTE A MODIFICHE SENZA PREAVVISO.
FOR S.P.A. - DESIGN DETAILS AND SPECIFICATIONS SUBJECT TO CHANGE WITHOUT PRIOR NOTICE.

RACCORDI A TENUTA FRONTALE O.R.

CONNECTORS O-RING FACE SEAL

411039

Flangia a "T" orientabile maschi
ORFS - SAE 3000 PSI
Branch (ADJ) tee male
ORFS - SAE 3000 PSI flange

SEDI PAG.40 / *PORTS PAG.40*

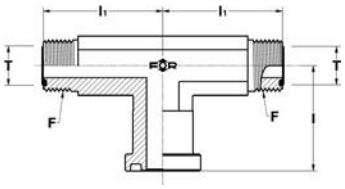

DN SIZE	T MM.	T IN.	RIFERIMENTO REFERENCE	F UNF-UN	I1	I	A	B
1/2	8-10	5/16-3/8	**A411039/1210**	11/16-16	46	42	38,10	17,48
1/2	12	1/2	**A411039/1212**	13/16-16	48	42	38,10	17,48
1/2	14÷16	5/8	**A411039/1216**	1"-14	50	42	38,10	17,48
3/4	14÷16	5/8	**A411039/1916**	1"-14	57	52	47,63	22,23
3/4	18-20	3/4	**A411039/1920**	1"3/16-12	59	52	47,63	22,23
1"	18-20	3/4	**A411039/2520**	1"3/16-12	61	54	52,37	26,19
1"	22-25	7/8-1"	**A411039/2525**	1"7/16-12	61	56	52,37	26,19
1"1/4	22-25	7/8-1"	**A411039/3225**	1"7/16-12	65	56	58.72	30,18
1"1/4	28÷32	1"1/4	**A411039/3232**	1"11/16-12	65	56	58.72	30,18
1"1/2	28÷32	1"1/4	**A411039/3832**	1"11/16-12	72	61	69.85	35,71
1"1/2	35-38	1"1/2	**A411039/3838**	2"-12	75	61	69.85	35,71

411534

Flangia a "T" orientabile maschi
ORFS - SAE 6000 PSI
Branch (ADJ) tee male
ORFS - SAE 6000 PSI flange

SEDI PAG.40 / *PORTS PAG.40*

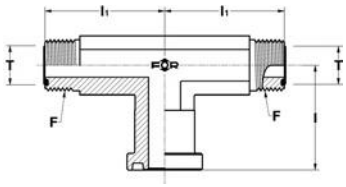

DN SIZE	T MM.	T IN.	RIFERIMENTO REFERENCE	F UNF-UN	I1	I	A	B
1/2	8-10	5/16-3/8	**A411534/1210**	11/16-16	47	43	40.49	18.24
1/2	12	1/2	**A411534/1212**	13/16-16	49	43	40.49	18.24
1/2	14÷16	5/8	**A411534/1216**	1"-14	51	43	40.49	18.24
3/4	14÷16	5/8	**A411534/1916**	1"-14	57	54	50,80	23,80
3/4	18-20	3/4	**A411534/1920**	1"3/16-12	59	54	50,80	23,80
1"	18-20	3/4	**A411534/2520**	1"3/16-12	65	65	57.15	27.76
1"	22-25	7/8-1"	**A411534/2525**	1"7/16-12	66	65	57.15	27.76
1"1/4	22-25	7/8-1"	**A411534/3225**	1"7/16-12	72	70	66.68	31.75
1"1/4	28÷32	1"1/4	**A411534/3232**	1"11/16-12	72	70	66.68	31.75
1"1/2	28÷32	1"1/4	**A411534/3832**	1"11/16-12	82	80	79.38	36,50
1"1/2	35-38	1"1/2	**A411534/3838**	2"-12	84	80	79.38	36,50

SEMIFLANGE
(RIF. PER ORDINE PAG. 431)
SPLIT FLANGES
(REF. OF ORDER PAG. 431)

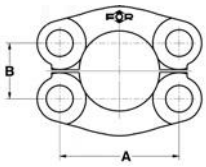

FOR S.P.A. - NORME E DIMENSIONI SOGGETTE A MODIFICHE SENZA PREAVVISO.
FOR S.P.A. - DESIGN DETAILS AND SPECIFICATIONS SUBJECT TO CHANGE WITHOUT PRIOR NOTICE.

413031

Flangia a "L" orientabile maschi ORFS - SAE 3000 PSI
Run (ADJ) tee male ORFS - SAE 3000 PSI flange

SEDI PAG.40 / *PORTS PAG.40*

413536

Flangia a "L" orientabile maschi ORFS - SAE 6000 PSI
Run (ADJ) tee male ORFS - SAE 6000 PSI flange

SEDI PAG.40 / *PORTS PAG.40*

DN SIZE	T MM.	T IN.	RIFERIMENTO REFERENCE	F UNF-UN	l_1	l	A	B
1/2	8-10	5/16-3/8	**A413031/1210**	11/16-16	46	42	38,10	17,48
1/2	12	1/2	**A413031/1212**	13/16-16	48	42	38,10	17,48
1/2	14÷16	5/8	**A413031/1216**	1"-14	50	42	38,10	17,48
3/4	14÷16	5/8	**A413031/1916**	1"-14	57	52	47,63	22,23
3/4	18-20	3/4	**A413031/1920**	1"3/16-12	59	52	47.63	22.23
1"	18-20	3/4	**A413031/2520**	1"3/16-12	61	54	52.37	26.19
1"	22-25	7/8-1"	**A413031/2525**	1"7/16-12	61	56	52.37	26.19
1"1/4	22-25	7/8-1"	**A413031/3225**	1"7/16-12	65	56	58.72	30.18
1"1/4	28÷32	1"1/4	**A413031/3232**	1"11/16-12	65	56	58.72	30.18
1"1/2	28÷32	1"1/4	**A413031/3832**	1"11/16-12	72	61	69.85	35.71
1"1/2	35-38	1"1/2	**A413031/3838**	2"-12	75	61	69.85	35.71
1/2	8-10	5/16-3/8	**A413536/1210**	11/16-16	47	43	40,49	18,24
1/2	12	1/2	**A413536/1212**	13/16-16	49	43	40,49	18,24
1/2	14÷16	5/8	**A413536/1216**	1"-14	51	43	40,49	18,24
3/4	14÷16	5/8	**A413536/1916**	1"-14	57	54	50,80	23,80
3/4	18-20	3/4	**A413536/1920**	1"3/16-12	59	54	50,80	23,80
1"	18-20	3/4	**A413536/2520**	1"3/16-12	65	65	57.15	27.76
1"	22-25	7/8-1"	**A413536/2525**	1"7/16-12	66	65	57.15	27.76
1"1/4	22-25	7/8-1"	**A413536/3225**	1"7/16-12	72	70	66.68	31.75
1"1/4	28÷32	1"1/4	**A413536/3232**	1"11/16-12	72	70	66.68	31.75
1"1/2	28÷32	1"1/4	**A413536/3832**	1"11/16-12	82	80	79,38	36,50
1"1/2	35-38	1"1/2	**A413536/3838**	2"-12	84	80	79,38	36,50

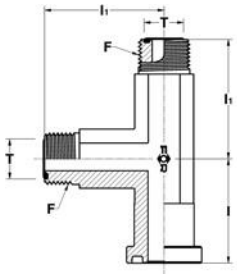

SEMIFLANGE
(RIF. PER ORDINE PAG. 431)
SPLIT FLANGES
(REF. OF ORDER PAG. 431)

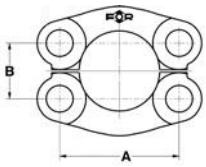

FOR S.P.A. - NORME E DIMENSIONI SOGGETTE A MODIFICHE SENZA PREAVVISO.
FOR S.P.A. - DESIGN DETAILS AND SPECIFICATIONS SUBJECT TO CHANGE WITHOUT PRIOR NOTICE.

RACCORDI A TENUTA FRONTALE O.R.

CONNECTORS O-RING FACE SEAL

402239

Flangia diritta maschio
ORFS - interasse metrico
4 fori per viti standard
Straight male
ORFS - 4 bolts metric
flange std. screw

SEDI PAG.42 / *PORTS PAG.42*

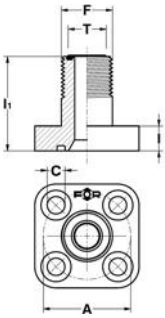

DN SIZE	T MM.	T IN.	RIFERIMENTO REFERENCE	F UNF-UN	I1	A	C	I
10	6	1/4	**A402239/1006**	9/16-18	27	26	5,5	7
10	8-10	5/16-3/8	**A402239/1010**	11/16-16	29	26	5,5	7
12	8-10	5/16-3/8	**A402239/1210**	11/16-16	33	30	7	9
12	12	1/2	**A402239/1212**	13/16-16	35	30	7	9
15	12	1/2	**A402239/1512**	13/16-16	35	35	7	10
20	14÷16	5/8	**A402239/2016**	1"-14	41	40	7	12
20	18-20	3/4	**A402239/2020**	1"3/16-12	45	40	7	12
26	18-20	3/4	**A402239/2620**	1"3/16-12	48	55	9	16
26	22-25	7/8-1"	**A402239/2625**	1"7/16-12	50	55	9	16
26	28÷32	1"1/4	**A402239/2632**	1"11/16-12	50	55	9	16
31	22-25	7/8-1"	**A402239/3125**	1"7/16-12	53	61	11	18
31	28÷32	1"1/4	**A402239/3132**	1"11/16-12	55	61	11	18
32	22-25	7/8-1"	**A402239/3225**	1"7/16-12	53	62	11	18
32	28÷32	1"1/4	**A402239/3232**	1"11/16-12	55	62	11	18

402734

Flangia diritta maschio
ORFS - interasse metrico
4 fori per viti maggiorate
Straight male
ORFS - 4 bolts metric
flange heavy screw

SEDI PAG.42 / *PORTS PAG.42*

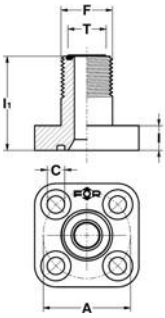

DN SIZE	T MM.	T IN.	RIFERIMENTO REFERENCE	F UNF-UN	I1	A	C	I
12	8-10	5/16-3/8	**A402734/1210**	11/16-16	31	30	8,5	9
15	12	1/2	**A402734/1512**	13/16-16	35	35	8,5	10
20	12	1/2	**A402734/2012**	13/16-16	40	40	8,5	12
20	14÷16	5/8	**A402734/2016**	1"-14	42	40	8,5	12
25	18-20	3/4	**A402734/2520**	1"3/16-12	48	51	11	16
25	22-25	7/8-1"	**A402734/2525**	1"7/16-12	50	51	11	16
32	22-25	7/8-1"	**A402734/3225**	1"7/16-12	55	62	13	18
32	28÷32	1"1/4	**A402734/3232**	1"11/16-12	57	62	13	18
40	28÷32	1"1/4	**A402734/4032**	1"11/16-12	62	72,5	13	21

FOR S.P.A. - NORME E DIMENSIONI SOGGETTE A MODIFICHE SENZA PREAVVISO.
FOR S.P.A. - DESIGN DETAILS AND SPECIFICATIONS SUBJECT TO CHANGE WITHOUT PRIOR NOTICE.

407309

Flangia 90° maschio
ORFS - interasse metrico
3 fori per viti standard
90° male ORFS - 3 bolts metric flange std. screw

SEDI PAG.42 / *PORTS PAG.42*

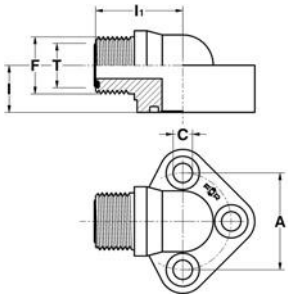

DN	T		RIFERIMENTO REFERENCE	F	I1	I	A	C
SIZE	MM.	IN.		UNF-UN				
10	6	1/4	**A407309/1006**	9/16-18	26	13.5	26	5,5
10	8-10	5/16-3/8	**A407309/1010**	11/16-16	28	13.5	26	5,5
12	8-10	5/16-3/8	**A407309/1210**	11/16-16	30	17	30	7
12	12	1/2	**A407309/1212**	13/16-16	32	17	30	7
15	12	1/2	**A407309/1512**	13/16-16	33	17	35	7
20	14÷16	5/8	**A407309/2016**	1"-14	39	20	40	7
20	18-20	3/4	**A407309/2020**	1"3/16-12	43	25	40	7
20	22-25	7/8-1"	**A407309/2025**	1"7/16-12	43	25	40	7
26	18-20	3/4	**A407309/2620**	1"3/16-12	48	31	55	9
26	22-25	7/8-1"	**A407309/2625**	1"7/16-12	48	31	55	9
26	28÷32	1"1/4	**A407309/2632**	1"11/16-12	48	31	55	9
31	22-25	7/8-1"	**A407309/3125**	1"7/16-12	50	31	61	11
31	28÷32	1"1/4	**A407309/3132**	1"11/16-12	50	31	61	11
31	35-38	1"1/2	**A407309/3138**	2"-12	55	37	61	11
32	22-25	7/8-1"	**A407309/3225**	1"7/16-12	52	31	62	11
32	28÷32	1"1/4	**A407309/3232**	1"11/16-12	55	31	62	11
32	35-38	1"1/2	**A407309/3238**	2"-12	55	37	62	11

407804

Flangia 90° maschio
ORFS - interasse metrico
3 fori per viti maggiorate
90° male ORFS - 3 bolts metric flange heavy screw

SEDI PAG.42 / *PORTS PAG.42*

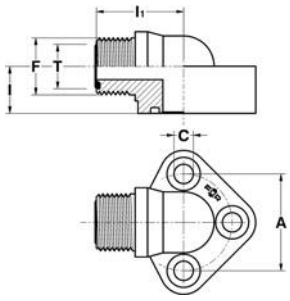

DN	T		RIFERIMENTO REFERENCE	F	I1	I	A	C
SIZE	MM.	IN.		UNF-UN				
12	6	1/4	**A407804/1206**	9/16-18	28	17	30	8,5
12	8-10	5/16-3/8	**A407804/1210**	11/16-16	30	17	30	8,5
12	12	1/2	**A407804/1212**	13/16-16	31	17	30	8,5
15	12	1/2	**A407804/1512**	13/16-16	33	17	35	8,5
20	14÷16	5/8	**A407804/2016**	1"-14	39	20	40	8,5
20	18-20	3/4	**A407804/2020**	1"3/16-12	40	25	40	8,5
20	22-25	7/8-1"	**A407804/2025**	1"7/16-12	42	25	40	8,5
25	18-20	3/4	**A407804/2520**	1"3/16-12	46	31	51	11
25	22-25	7/8-1"	**A407804/2525**	1"7/16-12	48	31	51	11
25	28÷32	1"1/4	**A407804/2532**	1"11/16-12	48	31	51	11
32	22-25	7/8-1"	**A407804/3225**	1"7/16-12	50	31	62	13
32	28÷32	1"1/4	**A407804/3232**	1"11/16-12	52	31	62	13
32	35-38	1"1/2	**A407804/3238**	2"-12	55	37	62	13
40	35-38	1"1/2	**A407804/4038**	2"-12	56	37	72,5	13

FOR S.P.A. - NORME E DIMENSIONI SOGGETTE A MODIFICHE SENZA PREAVVISO.
FOR S.P.A. - DESIGN DETAILS AND SPECIFICATIONS SUBJECT TO CHANGE WITHOUT PRIOR NOTICE.

RACCORDI A TENUTA FRONTALE O.R.

CONNECTORS O-RING FACE SEAL

407310

Flangia 90° maschio
ORFS - interasse metrico
4 fori per viti standard
90° male ORFS - 4 bolts metric flange std. screw

SEDI PAG.42 / *PORTS PAG.42*

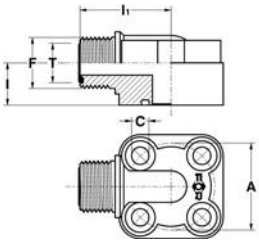

DN SIZE	T MM.	T IN.	RIFERIMENTO REFERENCE	F UNF-UN	l1	l	A	C
10	6	1/4	**A407310/1006**	9/16-18	30	13.5	26	5,5
10	8-10	5/16-3/8	**A407310/1010**	11/16-16	32	13.5	26	5,5
10	12	1/2	**A407310/1012**	13/16-16	33	13.5	26	5,5
12	8-10	5/16-3/8	**A407310/1210**	11/16-16	35	17	30	7
12	12	1/2	**A407310/1212**	13/16-16	36	17	30	7
15	12	1/2	**A407310/1512**	13/16-16	38	17	35	7
20	14÷16	5/8	**A407310/2016**	1"-14	43	23	40	7
20	18-20	3/4	**A407310/2020**	1"3/16-12	45	23	40	7
26	18-20	3/4	**A407310/2620**	1"3/16-12	52	25	55	9
26	22-25	7/8-1"	**A407310/2625**	1"7/16-12	54	31	55	9
26	28÷32	1"1/4	**A407310/2632**	1"11/16-12	54	31	55	9
31	22-25	7/8-1"	**A407310/3125**	1"7/16-12	58	31	61	11
31	28÷32	1"1/4	**A407310/3132**	1"11/16-12	58	31	61	11
32	22-25	7/8-1"	**A407310/3225**	1"7/16-12	58	31	62	11
32	28÷32	1"1/4	**A407310/3232**	1"11/16-12	58	31	62	11

407815

Flangia 90° maschio
ORFS - interasse metrico
4 fori per viti maggiorate
90° male ORFS - 4 bolts metric flange heavy screw

SEDI PAG.42 / *PORTS PAG.42*

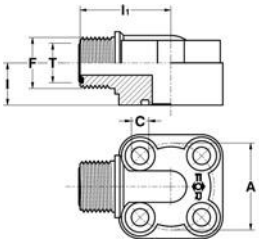

DN SIZE	T MM.	T IN.	RIFERIMENTO REFERENCE	F UNF-UN	l1	l	A	C
12	8-10	5/16-3/8	**A407815/1210**	11/16-16	36	17	30	8,5
15	12	1/2	**A407815/1512**	13/16-16	40	17	35	8,5
20	14÷16	5/8	**A407815/2016**	1"-14	43	23	40	8,5
20	18-20	3/4	**A407815/2020**	1"3/16-12	45	23	40	8,5
25	18-20	3/4	**A407815/2520**	1"3/16-12	52	25	51	11
25	22-25	7/8-1"	**A407815/2525**	1"7/16-12	54	25	51	11
32	22-25	7/8-1"	**A407815/3225**	1"7/16-12	58	31	62	13
32	28÷32	1"1/4	**A407815/3232**	1"11/16-12	58	31	62	13
40	28÷32	1"1/4	**A407815/4032**	1"11/16-12	64	37	72,5	13
40	35-38	1"1/2	**A407815/4038**	2"-12	64	37	72,5	13

FOR S.P.A. - NORME E DIMENSIONI SOGGETTE A MODIFICHE SENZA PREAVVISO.
FOR S.P.A. - DESIGN DETAILS AND SPECIFICATIONS SUBJECT TO CHANGE WITHOUT PRIOR NOTICE.

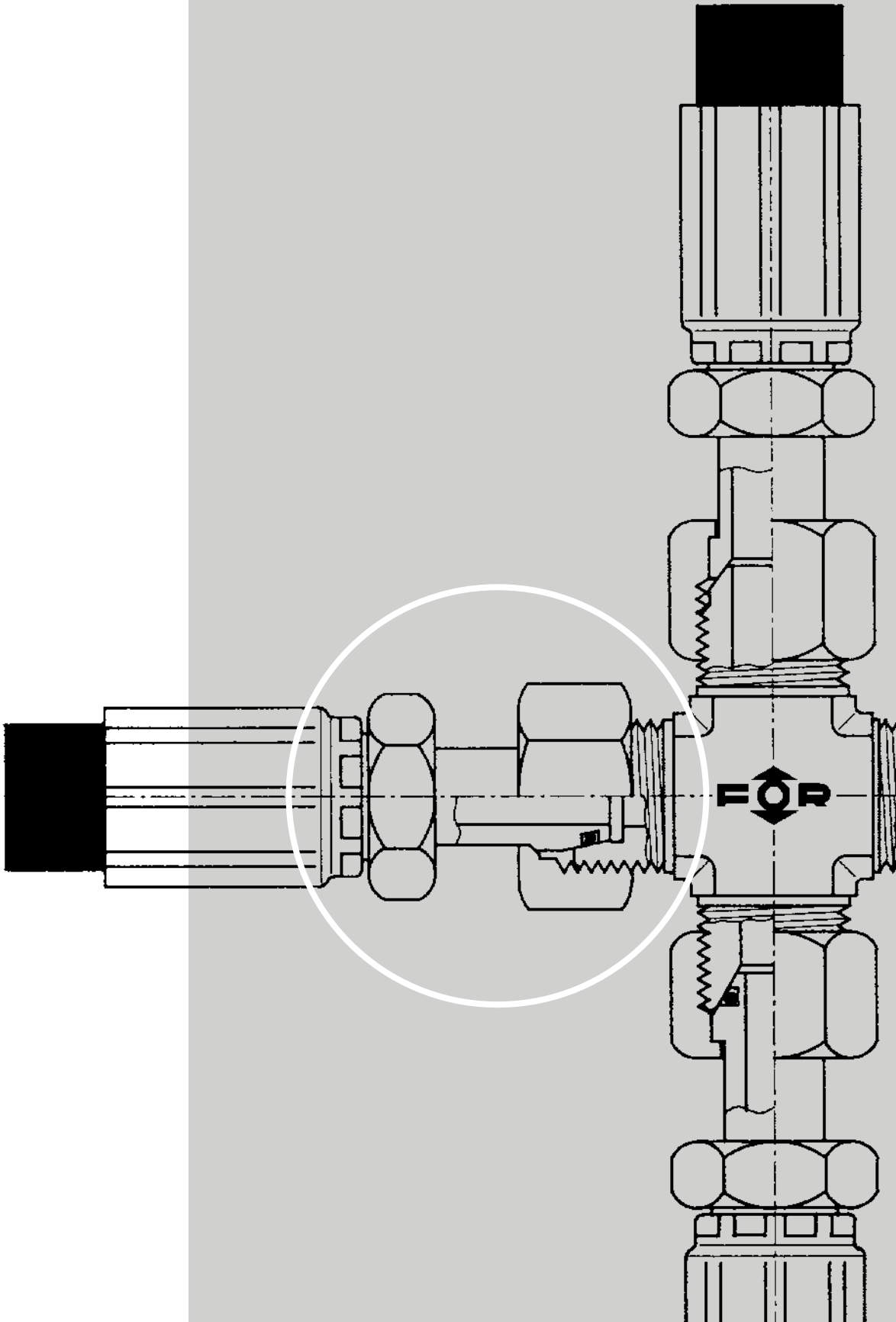
FOR

3° PARTE / *PART 3*

RACCORDI A 24° DIN 3861

24° CONNECTORS DIN 3861

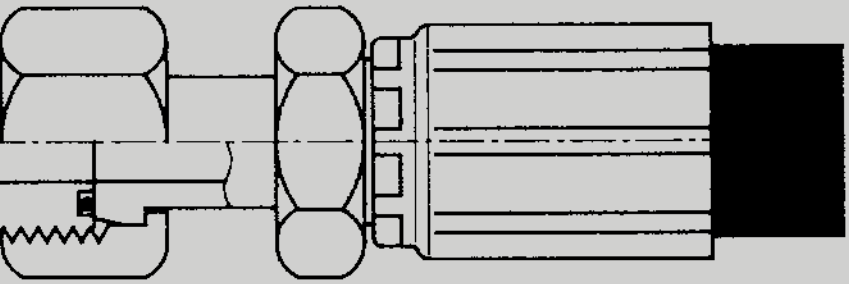

ESTREMITÀ SECONDO NORME

ISO 8434-1

DIN 3861

ENDS ACCORDING TO

ISO 8434-1

DIN 3861

INDICE FIGURATIVO
VISUAL INDEX

231 **702072**
Codolo a saldare con O.R.
DIN serie L
Welding nipple with O.R.
DIN L series

231 **702577**
Codolo a saldare con O.R.
DIN serie S
Welding nipple with O.R.
DIN S series

232 **701092**
Anello tagliente
DIN serie LL
Cutting ring
DIN - LL series

232 **701003**
Anello tagliente
DIN serie L
Cutting ring
DIN - L series

232 **701508**
Anello tagliente
DIN serie S
Cutting ring
DIN S series

233 **701102**
Dado Din serie LL
Nut LL series

233 **701070**
Dado Din serie L
Nut L series

233 **701519**
Dado Din serie S
Nut S series

234 **702005**
Giunzione diritta
DIN serie L
Union male
DIN L series

235 **702500**
Giunzione diritta
DIN serie S
Union male
DIN S series

PAGINA / PAGE

INDICE FIGURATIVO
VISUAL INDEX

236 **702171**
Giunzione diritta femmina
DIN - maschio DIN serie L
Union swivel female
DIN - male DIN L series

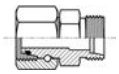

237 **702676**
Giunzione diritta femmina
DIN - maschio DIN serie S
Union swivel female
DIN - male DIN S series

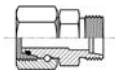

238 **702456**
Raccordo di riduzione diritto
femmina DIN sr.L - maschio DIN sr.S
Reducer straight swivel
nut DIN L - male DIN S

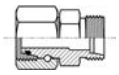

238 **702951**
Raccordo di riduzione diritto
femmina DIN sr.S - maschio DIN sr.L
Reducer straight swivel nut
DIN S - male DIN L

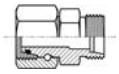

239 **702368**
Terminale diritto femmina
DIN serie L - femmina DIN serie L
Union straight swivel
nut DIN L - swivel nut DIN L

240 **702863**
Terminale diritto femmina
DIN serie S - femmina DIN serie S
Union straight swivel nut
DIN S - swivel nut DIN S

240 **702379**
Terminale diritto femmina
DIN serie L - femmina DIN serie S
Reducer straight swivel
nut DIN L - swivel nut DIN S

241 **702182**
Miniprese di pressione
M16x2 con attacco femmina
DIN serie L
Pressure test connector
M16x2 with DIN L
swivel nut (DKOL)

241 **702687**
Miniprese di pressione
M16x2 con attacco femmina
DIN serie S
Pressure test connector
M16x2 with DIN S
swivel nut (DKOS)

242 **702016**
Terminale diritto
DIN serie L - SAE UNF-UN
per sedi ISO 11926
Connector male
DIN L series - male SAE UNF-UN
with O.R. ISO 11926 ports

242 **702511**
Terminale diritto
DIN serie S - SAE UNF-UN
per sedi ISO 11926
Connector male
DIN S series - male SAE UNF-UN
with O.R. ISO 11926 ports

243 **702038**
Terminale diritto
DIN serie L - GAS cil. (BSPP)
con O.R. e rondella
per sedi ISO 1179
Connector male
DIN L series - male BSPP
with O.R. and retaining ring
ISO 1179 ports

244 **702533**
Terminale diritto
DIN serie S - GAS cil. (BSPP)
con O.R. e rondella
per sedi ISO 1179
Connector male
DIN S series - male BSPP
with O.R. and retaining ring
ISO 1179 ports

245 **702236**
Terminale diritto
DIN serie L - GAS cil. (JIS)
con O.R. per sedi JIS 2351
Connector male
DIN L series - male JIS
with O.R. JIS 2351 ports

246 **702731**
Terminale diritto
DIN serie S - GAS cil. (JIS)
con O.R. per sedi JIS 2351
Connector male
DIN S series - male JIS
with O.R. JIS 2351 ports

INDICE FIGURATIVO
VISUAL INDEX

247 702137
Terminale diritto
DIN serie L - GAS cil. (BSPP)
con tenuta ad elastomero
per sedi ISO 1179
Connector male
DIN L series - male BSPP
with elastomer seal
ISO 1179 ports

247 702632
Terminale diritto
DIN serie S - GAS cil. (BSPP)
con tenuta ad elastomero
per sedi ISO 1179
Connector male
DIN S series - male BSPP
with elastomer seal
ISO 1179 ports

248 702050
Terminale diritto
DIN serie L - Metrico cil.
con O.R. e rondella
per sedi ISO 9974
Connector male
DIN L series - male Metric
with O.R. and retaining ring
ISO 9974 ports

249 702555
Terminale diritto
DIN serie S - Metrico cil.
con O.R. e rondella
per sedi ISO 9974
Connector male
DIN S series - male Metric
with O.R. and retaining ring
ISO 9974 ports

250 702049
Terminale diritto
DIN serie L - Metrico cil.
con O.R. per sedi ISO 6149
Connector male
DIN L series - male Metric
with O.R. ISO 6149 ports

251 702544
Terminale diritto
DIN serie S - Metrico cil.
con O.R. per sedi ISO 6149
Connector male
DIN S series - male Metric
with O.R. ISO 6149 ports

252 702148
Terminale diritto
DIN serie L - Metrico cil.
con tenuta ad elastomero
per sedi ISO 9974
Connector male
DIN L series - male Metric
with elastomer seal
ISO 9974 ports

252 702643
Terminale diritto
DIN serie S - Metrico cil.
con tenuta ad elastomero
per sedi ISO 9974
Connector male
DIN S series - male Metric
with elastomer seal
ISO 9974 ports

253 702258
Terminale diritto
DIN serie L - GAS conico (BSPT)
per sedi ISO 7
Connector male
DIN L series - BSPT
taper ISO 7 ports

253 702753
Terminale diritto
DIN serie S - GAS conico (BSPT)
per sedi ISO 7
Connector male
DIN S series - BSPT
taper ISO 7 ports

254 702269
Terminale diritto
DIN serie L - NPTF
per sedi SAE 476
Connector male
DIN L series - NPTF
taper SAE 476 ports

255 702764
Terminale diritto
DIN serie S - NPTF
per sedi SAE 476
Connector male
DIN S series - NPTF
taper SAE 476 ports

256 702346
Terminale diritto
DIN serie L - GAS cil. (BSPP)
con bordo di tenuta metallico
per sedi ISO 1179
Straight end stud
DIN L series - BSPP
end with metallic seal
for ISO 1179 port

257 702841
Terminale diritto
DIN serie S - GAS cil. (BSPP)
con bordo di tenuta metallico
per sedi ISO 1179
Straight end stud male
DIN S series - BSPP end with
metallic seal for ISO 1179 port

258 702357
Terminale diritto
DIN serie L - Metrico cil.
con bordo di tenuta metallico
per sedi ISO 9974
Straight end stud
DIN L series - Metric
end with metallic seal
for ISO 9974 port

INDICE FIGURATIVO
VISUAL INDEX

258 702852
Terminale diritto
DIN serie S - Metrico cil.
con bordo di tenuta metallico
per sedi ISO 9974
Straight end stud male
DIN S - Metric end with
metallic seal for ISO 9974 port

259 702083
Terminale diritto femmina
DIN serie L - SAE UNF-UN
per sedi ISO 11926
Connector swivel female
DIN L series - male SAE UNF-UN
with O.R. ISO 11926 ports

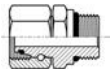

259 702588
Terminale diritto femmina
DIN serie S - SAE UNF-UN
per sedi ISO 11926
Connector swivel female
DIN S series - male SAE UNF-UN
with O.R. ISO 11926 ports

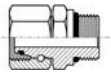

260 702104
Terminale diritto femmina
DIN serie L - GAS cil. (BSPP)
con O.R. e rondella
per sedi ISO 1179
Connector swivel female
DIN L series - male BSPP
with O.R. and retaining ring
ISO 1179 ports

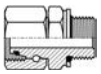

260 702609
Terminale diritto femmina
DIN serie S - GAS cil. (BSPP)
con O.R. e rondella
per sedi ISO 1179
Connector swivel female
DIN S series - male BSPP
with O.R. and retaining ring
ISO 1179 ports

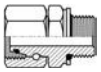

261 702247
Terminale diritto femmina
DIN serie L - GAS cil. (JIS)
con O.R. per sedi JIS 2351
Connector swivel female
DIN L series - male JIS
with O.R. JIS 2351 ports

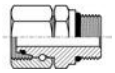

261 702742
Terminale diritto femmina
DIN serie S - GAS cil. (JIS)
con O.R. per sedi JIS 2351
Connector swivel female
DIN S series - male JISù
with O.R. JIS 2351 ports

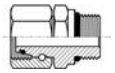

262 702159
Terminale diritto femmina
DIN serie L - GAS cil. (BSPP)
con tenuta ad elastomero
per sedi ISO 1179
Connector swivel female
DIN L series - male BSPP
with elastomer seal
ISO 1179 ports

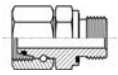

262 702654
Terminale diritto femmina
DIN serie S - GAS cil. (BSPP)
con tenuta ad elastomero
per sedi ISO 1179
Connector swivel female
DIN S series - male BSPP
with elastomer seal
ISO 1179 ports

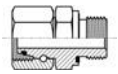

263 702126
Terminale diritto femmina
DIN serie L - Metrico cil.
con O.R. e rondella
per sedi ISO 9974
Connector swivel female
DIN L series - male Metric
with O.R. and retaining ring
ISO 9974 ports

263 702621
Terminale diritto femmina
DIN serie S - Metrico cil.
con O.R. e rondella
per sedi ISO 9974
Connector swivel female
DIN S series - male Metric
with O.R. and retaining ring
ISO 9974 ports

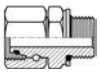

264 702115
Terminale diritto femmina
DIN serie L - Metrico cil.
con O.R. per sedi ISO 6149
Connector swivel female
DIN L series - male Metric
with O.R. ISO 6149 ports

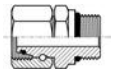

264 702610
Terminale diritto femmina
DIN serie S - Metrico cil.
con O.R. per sedi ISO 6149
Connector swivel female
DIN S series - male Metric
with O.R. ISO 6149 ports

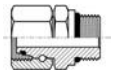

265 702160
Terminale diritto femmina
DIN serie L - Metrico cil.
con tenuta ad elastomero
per sedi ISO 9974
Connector swivel female
DIN L series - male Metric
with elastomer seal
ISO 9974 ports

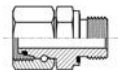

265 702665
Terminale diritto femmina
DIN serie S - Metrico cil.
con tenuta ad elastomero
per sedi ISO 9974
Connector swivel female
DIN S series - male Metric
with elastomer seal
ISO 9974 ports

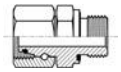

INDICE FIGURATIVO
VISUAL INDEX

266 **701025**
Tappo maschio
DIN serie L
Male plug
DIN L series

266 **701520**
Tappo maschio
DIN serie S
Male plug
DIN S series

267 **701036**
Tappo femmina
DIN serie L
Female plug
DIN L series

267 **701531**
Tappo femmina
DIN serie S
Female plug
DIN S series

268 **701113**
Tappo protettivo
per coni DIN serie L
Blanking plug
DIN L series

268 **701618**
Tappo protettivo
per coni DIN serie S
Blanking plug
DIN S series

269 **702193**
Tappo femmina
DIN serie L con attacco
per presa di pressione
Female plug
DIN L with
pressure test port

269 **702698**
Tappo femmina
DIN serie S con attacco
per presa di pressione
Blanking plug
DIN S with
pressute test port

270 **702380**
Riduzione femmina Metrica cil.
(ISO 9974-1) - maschio DIN serie L
Straight connector Metric
parallel ISO 9974-1 port - male DIN L

270 **702885**
Riduzione femmina
Metrica cil. (ISO 9974-1) - maschio
DIN serie S
Straight connector
Metric parallel
ISO 9974-1 port - male DIN S

271 **702391**
Riduzione femmina
GAS cil. (BSPP) (ISO 1179-1)
- maschio DIN serie L
Straight connector
BSPP ISO 1179-1 port - male DIN L

271 **702896**
Riduzione femmina
GAS cil. (BSPP) (ISO 1179-1)
- maschio DIN serie S
Straight connector
BSPP ISO 1179-1 port
- male DIN S

272 **702401**
Riduzione femmina
NPTF - maschio DIN serie L
Straight connector
NPTF female - male DIN L

272 **702906**
Riduzione femmina
NPTF - maschio DIN serie S
Straight connector
NPTF female - male DIN S

273 **702412**
Connettore per manometro
femmina BSPP - femmina DIN serie L
Manometer connector
female BSPP - swivel nut DIN L

INDICE FIGURATIVO
VISUAL INDEX

273 702917
Connettore per manometro
femmina BSPP - femmina DIN serie S
Manometer connector
female BSPP - swivel nut DIN S

274 702423
Connettore per manometro
femmina BSPP - maschio DIN serie L
Manometer connector
female BSPP - male DIN L

274 702928
Connettore per manometro
femmina BSPP - maschio DIN serie S
Manometer connector
female BSPP - male DIN S

275 702434
Giunzione diritta maschio
DIN serie L - saldatura di testa
Straight connector male
DIN L with welding end

275 702939
Giunzione diritta maschio
DIN serie S - saldatura di testa
Straight connector male
DIN S with welding end

276 702445
Passaparatia a saldare maschio
DIN serie L - maschio DIN serie L
Welding bulkhead connector
male - male DIN L

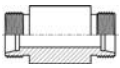

276 702940
Passaparatia a saldare maschio
DIN serie S - maschio DIN serie S
Welding bulkhead connector
male - male DIN S

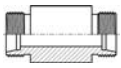

277 703007
Giunzione diritta passaparatia
DIN serie L
Bulkhead union male
DIN L series

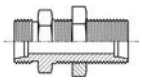

277 703502
Giunzione diritta passaparatia
DIN serie S
Bulkhead union male
DIN S series

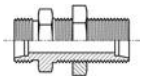

278 703029
Giunzione diritta passaparatia
DIN serie L - GAS cil. (BSPP)
con tenuta ad elastomero
per sedi ISO 1179
Straight bulkead male
DIN L - male BSPP
with elastomer seal
ISO 1179 port

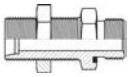

278 703524
Giunzione diritta passaparatia
DIN serie S - GAS cil. (BSPP)
con tenuta ad elastomero
per sedi ISO 1179
Straight bulkead male
DIN S - male BSPP
with elastomer seal
ISO 1179 port

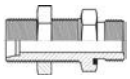

279 705066
Giunzione 45° maschio
DIN - femmina DIN serie L
45° elbow union
male - swivel female
DIN L series

279 705561
Giunzione 45° maschio
DIN - femmina DIN serie S
45° elbow union
male - swivel female
DIN S series

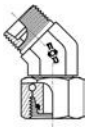

280 705109
Giunzione 45° femmina
DIN serie L
45° Elbow swivel nut
DIN L

280 705605
Giunzione 45° femmina
DIN serie S
45° Elbow swivel nut
DIN S

INDICE FIGURATIVO
VISUAL INDEX

281 **705000**
Terminale orientabile 45°
DIN serie L - SAE UNF-UN
per sedi ISO 11926
45° (ADJ) elbow male
DIN L series - male SAE UNF-UN
with O.R. ISO 11926 ports

281 **705505**
Terminale orientabile 45°
DIN serie S - SAE UNF-UN
per sedi ISO 11926
45° (ADJ) elbow male
DIN S series - male SAE UNF-UN
with O.R. ISO 11926 ports

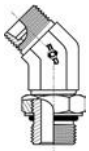

282 **705022**
Terminale orientabile 45°
DIN serie L - GAS cil. (BSPP)
con O.R. e rondella per sedi ISO 1179
45° (ADJ) elbow male DIN L series
male BSPP with O.R.
and retaining ring ISO 1179 ports

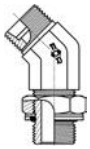

282 **705527**
Terminale orientabile 45°
DIN serie S - GAS cil. (BSPP)
con O.R. e rondella per sedi ISO 1179
45° (ADJ) elbow male DIN S series
male BSPP with O.R. and retaining
ring ISO 1179 ports

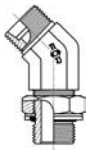

283 **705077**
Terminale orientabile 45°
DIN serie L - GAS cil. (JIS)
con O.R. per sedi JIS 2351
45° (ADJ) elbow male
DIN L series - male JIS
with O.R. JIS 2351 ports

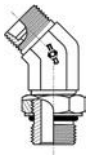

283 **705572**
Terminale orientabile 45°
DIN serie S - GAS cil. (JIS)
con O.R. per sedi JIS 2351
45° (ADJ) elbow male
DIN S series - male JIS
with O.R. JIS 2351 ports

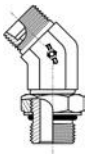

284 **705044**
Terminale orientabile 45°
DIN serie L - Metrico cil. con O.R.
e rondella per sedi ISO 9974
45° (ADJ) elbow male DIN L series
male Metric with O.R. and retaining
ring ISO 9974 ports

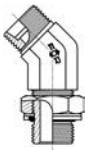

284 **705549**
Terminale orientabile 45°
DIN serie S - Metrico cil. con O.R.
e rondella per sedi ISO 9974
45° (ADJ) elbow male DIN S series
male Metric with O.R. and retaining
ring ISO 9974 ports

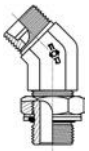

285 **705033**
Terminale orientabile 45°
DIN serie L - Metrico cil.
con O.R. per sedi ISO 6149
45° (ADJ) elbow male
DIN L series - male Metric
with O.R. ISO 6149 ports

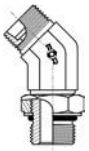

285 **705538**
Terminale orientabile 45°
DIN serie S - Metrico cil.
con O.R. per sedi ISO 6149
45° (ADJ) elbow male
DIN S series - male Metric
with O.R. ISO 6149 ports

286 **706002**
Giunzione 45° passaparatia
DIN - DIN serie L
45° bulkhead union elbow
male DIN L series

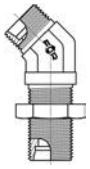

286 **706507**
Giunzione 45° passaparatia
DIN - DIN serie S
45° bulkhead union elbow
male DIN S series

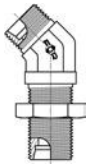

287 **707004**
Giunzione 90°
DIN - DIN serie L
90° elbow union
male DIN L series

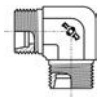

287 **707509**
Giunzione 90°
DIN - DIN serie S
90° elbow union
male DIN S series

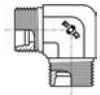

288 **707060**
Giunzione 90° maschio
DIN - femmina DIN serie L
90° elbow union
male - swivel female
DIN L series

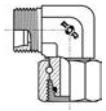

INDICE FIGURATIVO
VISUAL INDEX

288 707565
Giunzione 90° maschio
DIN - femmina DIN serie S
90° elbow union
male - swivel female
DIN S series

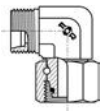

289 707015
Terminale orientabile 90°
DIN serie L - SAE UNF-UN
per sedi ISO 11926
90° (ADJ) elbow male
DIN L series - male SAE UNF-UN
with O.R. ISO 11926 ports

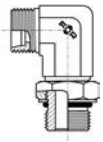

289 707510
Terminale orientabile 90°
DIN serie S - SAE UNF-UN
per sedi ISO 11926
90° (ADJ) elbow male DIN S series
male SAE UNF-UN with O.R. ISO
11926 ports

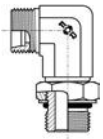

290 707037
Terminale orientabile 90°
DIN serie L - GAS cil. (BSPP)
con O.R. e rondella per sedi ISO 1179
90° (ADJ) elbow male
DIN L series - male BSPP
with O.R. and retaining ring
ISO 1179 ports

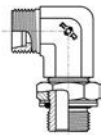

291 707532
Terminale orientabile 90°
DIN serie S - GAS cil. (BSPP)
con O.R. e rondella per sedi ISO 1179
90° (ADJ) elbow male
DIN S series - male BSPP
with O.R. and retaining ring
ISO 1179 ports

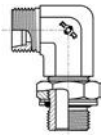

292 707071
Terminale orientabile 90°
DIN serie L - GAS cil. (JIS)
con O.R. per sedi JIS 2351
90° (ADJ) elbow male
DIN L series - male JIS
with O.R. JIS 2351 ports

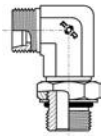

293 707576
Terminale orientabile 90°
DIN serie S - GAS cil. (JIS)
con O.R. per sedi JIS 2351
90° (ADJ) elbow male
DIN S series - male JIS
with O.R. JIS 2351 ports

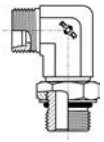

294 707059
Terminale orientabile 90°
DIN serie L - Metrico cil.
con O.R. e rondella
per sedi ISO 9974
90° (ADJ) elbow male DIN L series
male Metric with O.R. and retaining
ring ISO 9974 ports

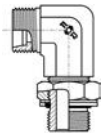

294 707554
Terminale orientabile 90°
DIN serie S - Metrico cil.
con O.R. e rondella
per sedi ISO 9974
90° (ADJ) elbow male DIN S series
male Metric with O.R. and retaining
ring ISO 9974 ports

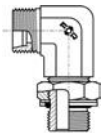

295 707048
Terminale orientabile 90°
DIN serie L - Metrico cil.
con O.R. per sedi ISO 6149
90° (ADJ) elbow male
DIN L series - male Metric
with O.R. ISO 6149 ports

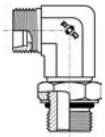

295 707543
Terminale orientabile 90°
DIN serie S - Metrico cil.
con O.R. per sedi ISO 6149
90° (ADJ) elbow male
DIN S series - male Metric
with O.R. ISO 6149 ports

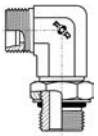

296 707082
Giunzione 90° maschio
DIN serie L - GAS conico (BSPT)
per sedi ISO 7
90° Elbow male
DIN L series - male BSPT
taper ISO 7 ports

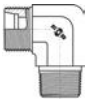

296 707587
Giunzione 90° maschio
DIN serie S - GAS conico (BSPT)
per sedi ISO 7
90° Elbow male
DIN S series - male BSPT
taper ISO 7 ports

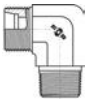

297 707093
Giunzione 90° maschio
DIN serie L - NPTF
per sedi SAE 476
90° Elbow male
DIN L series - male NPTF
taper SAE 476 ports

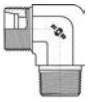

297 707598
Giunzione 90° maschio
DIN serie S - NPTF
per sedi SAE 476
90° Elbow male
DIN S series - male NPTF
taper SAE 476 ports

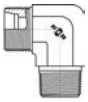

INDICE FIGURATIVO
VISUAL INDEX

298 707181
Giunzione 90° maschio
DIN serie L - Metrico conico
90° Elbow male
DIN L series - male metric
taper end

298 707686
Giunzione 90° maschio
DIN serie S - Metrico conico
90° Elbow male
DIN S series - male metric
taper end

299 707213
Giunzione 90° maschio
DIN serie L - Saldatura di testa
90° Elbow male
DIN L series with
welding end

299 707718
Giunzione 90° maschio
DIN serie S - Saldatura di testa
90° Elbow male
DIN S series
with welding end

300 710002
Prolunga orientabile 90°
DIN serie L - SAE UNF-UN
per sedi ISO 11926
90° (ADJ) long elbow male
DIN L series - male SAE UNF-UN
with O.R. ISO 11926 ports

300 710507
Prolunga orientabile 90°
DIN serie S - SAE UNF-UN
per sedi ISO 11926
90° (ADJ) long elbow male
DIN S series - male SAE UNF-UN
with O.R. ISO 11926 ports

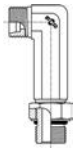

301 710024
Prolunga orientabile 90°
DIN serie L - GAS cil. (BSPP)
con O.R. e rondella per sedi ISO 1179
90° (ADJ) long elbow male
DIN L series - male BSPP with O.R.
and retaining ring ISO 1179 ports

301 710529
Prolunga orientabile 90°
DIN serie S - GAS cil. (BSPP)
con O.R. e rondella per sedi ISO 1179
90° (ADJ) long elbow male
DIN S series - male BSPP with O.R.
and retaining ring ISO 1179 ports

302 710057
Prolunga orientabile 90°
DIN serie L - GAS cil. (JIS)
con O.R. per sedi JIS 2351
90° (ADJ) long elbow male
DIN L series - male JIS
with O.R. JIS 2351 ports

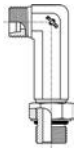

302 710552
Prolunga orientabile 90°
DIN serie S - GAS cil. (JIS)
con O.R. per sedi JIS 2351
90° (ADJ) long elbow male
DIN S series - male JIS
with O.R. JIS 2351 ports

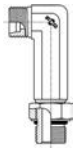

303 710046
Prolunga orientabile 90°
DIN serie L - Metrico cil. con O.R.
e rondella per sedi ISO 9974
90° (ADJ) long elbow male
DIN L series - male Metric with O.R.
and retaining ring ISO 9974 ports

303 710541
Prolunga orientabile 90°
DIN serie S - Metrico cil. con O.R.
e rondella per sedi ISO 9974
90° (ADJ) long elbow male
DIN S series - male Metric with O.R.
and retaining ring ISO 9974 ports

304 710035
Prolunga orientabile 90°
DIN serie L - Metrico cil.
con O.R. per sedi ISO 6149
90° (ADJ) long elbow male
DIN L series - male Metric
with O.R. ISO 6149 ports

304 710530
Prolunga orientabile 90°
DIN serie S - Metrico cil.
con O.R. per sedi ISO 6149
90° (ADJ) long elbow male
DIN S series - male Metric
with O.R. ISO 6149 ports

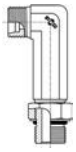

305 708006
Giunzione 90° passaparatia
DIN - DIN serie L
90° bulkhead elbow
male DIN L series

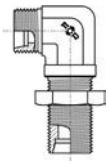

INDICE FIGURATIVO
VISUAL INDEX

305 708501
Giunzione 90° passaparatia
DIN - DIN serie S
90° bulkhead elbow
male DIN S series

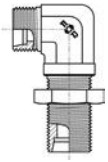

306 711005
Giunzione a T maschi
DIN serie L
Union tee male
DIN L series

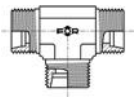

307 711500
Giunzione a "T" maschi
DIN serie S
Union tee male
DIN S series

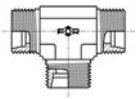

308 711160
Giunzione a "T" maschi
DIN serie L con sfera interna
Union tee male
DIN L series
with shuttle valve

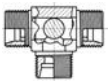

308 711665
Giunzione a "T" maschi
DIN serie S con sfera interna
Union tee male
DIN S series
with shuttle valve

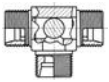

309 711061
Giunzione a "T" maschi
DIN - femmina DIN serie L
Swivel branch tee
male - female DIN L series

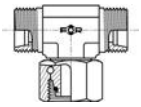

309 711566
Giunzione a "T" maschi
DIN - femmina DIN serie S
Swivel branch tee
male - female DIN S series

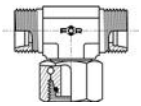

310 711016
Terminale orientabile a "T"
DIN serie L - SAE UNF-UN
per sedi ISO 11926
Branch (ADJ) tee male
DIN L series - male SAE UNF-UN
with O.R. ISO 11926 ports

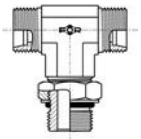

310 711511
Terminale orientabile a "T"
DIN serie S - SAE UNF-UN
per sedi ISO 11926
Branch (ADJ) tee male
DIN S series - male SAE UNF-UN
with O.R. ISO 11926 ports

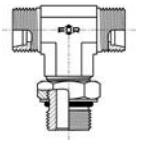

311 711038
Terminale orientabile a"T"
DIN serie L - GAS cil. (BSPP)
con O.R. e rondella per sedi ISO 1179
Branch (ADJ) tee male
DIN L series - male BSPP
with O.R. and retaining ring
ISO 1179 ports

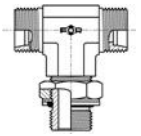

311 711533
Terminale orientabile a "T"
DIN serie S - GAS cil. (BSPP)
con O.R. e rondella per sedi ISO 1179
Branch (ADJ) tee male
DIN S series - male BSPP
with O.R. and retaining ring
ISO 1179 ports

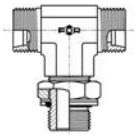

312 711072
Terminale orientabile a "T"
DIN serie L - GAS cil. (JIS)
con O.R. per sedi JIS 2351
Branch (ADJ) tee male
DIN L series - male JIS
with O.R. JIS 2351 ports

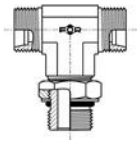

312 711577
Terminale orientabile a "T"
DIN serie S - GAS cil. (JIS)
con O.R. per sedi JIS 2351
Branch (ADJ) tee male
DIN S series - male JIS
with O.R. JIS 2351 ports

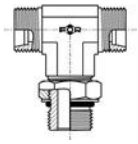

313 711050
Terminale orientabile a "T"
DIN serie L - Metrico cil. con O.R.
e rondella per sedi ISO 9974
Branch (ADJ) tee male
DIN L series - male Metric
with O.R. and retaining ring
ISO 9974 ports

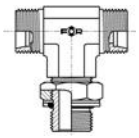

313 711555
Terminale orientabile a "T"
DIN serie S - Metrico cil. con O.R.
e rondella per sedi ISO 9974
Branch (ADJ) tee male
DIN S series - male Metric
with O.R. and retaining ring
ISO 9974 ports

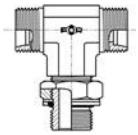

INDICE FIGURATIVO
VISUAL INDEX

314 711049
Terminale orientabile a "T"
DIN serie L - Metrico cil.
con O.R. per sedi ISO 6149
Branch (ADJ) tee male
DIN L series - male Metric
with O.R. ISO 6149 ports

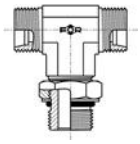

314 711544
Terminale orientabile a "T"
DIN serie S - Metrico cil.
con O.R. per sedi ISO 6149
Branch (ADJ) tee male
DIN S series - male Metric
with O.R. ISO 6149 ports

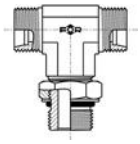

315 711083
Giunzione a "T" maschi
DIN serie L - GAS conico (BSPT)
per sedi ISO 7
Branch tee male
DIN L series - male BSPT
taper ISO 7 ports

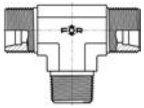

315 711588
Giunzione a "T" maschi
DIN serie S - GAS conico (BSPT)
per sedi ISO 7
Branch tee male
DIN S series - male BSPT
taper ISO 7 ports

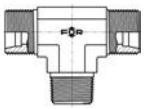

316 711171
Giunzione a "T" maschi
DIN serie L - NPTF
per sedi SAE 476
Branch tee male
DIN L series - male NPTF
taper SAE 476 ports

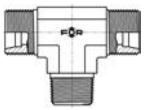

316 711676
Giunzione a "T" maschi
DIN serie S - NPTF
per sedi SAE 476
Branch tee male
DIN S - male NPTF
taper SAE 476 ports

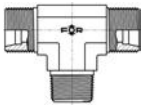

317 712008
Giunzione a "T" passaparatia
maschi DIN serie L
Bulkhead union tee
male DIN L series

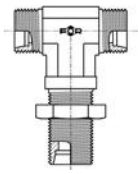

317 712503
Giunzione a "T" passaparatia
maschi DIN serie S
Bulkhead union tee
male DIN S series

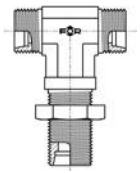

318 713058
Giunzione ad "L" maschi
e femmina DIN serie L
Swivel run tee
male - female DIN L series

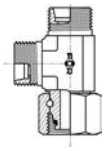

318 713553
Giunzione a "L" maschi
e femmina DIN serie S
Swivel run tee
male - female DIN S series

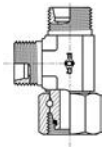

319 713003
Terminale orientabile a "L"
DIN serie L - SAE UNF-UN
per sedi ISO 11926
Run (ADJ) tee male
DIN L series - male SAE UNF-UN
with O.R. ISO 11926 ports

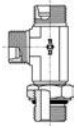

319 713508
Terminale orientabile a "L"
DIN serie S - SAE UNF-UN
per sedi ISO 11926
Run (ADJ) tee male
DIN S series - male SAE UNF-UN
with O.R. ISO 11926 ports

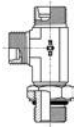

320 713025
Terminale orientabile a "L"
DIN serie L - GAS cil. (BSPP)
con O.R. e rondella per sedi ISO 1179
Run (ADJ) tee male
DIN L series - male BSPP
with O.R. and retaining ring
ISO 1179 ports

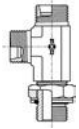

320 713520
Terminale orientabile a "L"
DIN serie S - GAS cil. (BSPP)
con O.R. e rondella per sedi ISO 1179
Run (ADJ) tee male
DIN S series - male BSPP
with O.R. and retaining ring
ISO 1179 ports

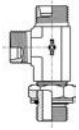

321 713070
Terminale orientabile a "L"
DIN serie L - GAS cil. (JIS)
con O.R. per sedi JIS 2351
Run (ADJ) tee male
DIN L series - male JIS
with O.R. JIS 2351 ports

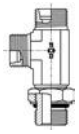

INDICE FIGURATIVO
VISUAL INDEX

321 713575
Terminale orientabile a "L"
DIN serie S - GAS cil. (JIS)
con O.R. per sedi JIS 2351
Run (ADJ) tee male
DIN S series - male JIS
with O.R. JIS 2351 ports

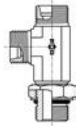

322 713047
Terminale orientabile a "L"
DIN serie L - Metrico cil. con O.R.
e rondella per sedi ISO 9974
Run (ADJ) tee male
DIN L series - male Metric
with O.R. and retaining ring
ISO 9974 ports

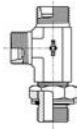

322 713542
Terminale orientabile a "L"
DIN serie S - Metrico cil. con O.R.
e rondella per sedi ISO 9974
Run (ADJ) tee male
DIN S series - male Metric
with O.R. and retaining ring
ISO 9974 ports

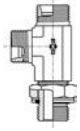

323 713036
Terminale orientabile a "L"
DIN serie L - Metrico cil.
con O.R. per sedi ISO 6149
Run (ADJ) tee male
DIN L series - male Metric
with O.R. ISO 6149 ports

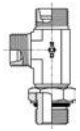

323 713531
Terminale orientabile a "L"
DIN serie S - Metrico cil.
con O.R. per sedi ISO 6149
Run (ADJ) tee male
DIN S series - male Metric
with O.R. ISO 6149 ports

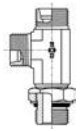

324 713081
Giunzione a "L" maschi
DIN serie L - GAS conico (BSPT)
per sedi ISO 7
Run tee male
DIN L series - male BSPT
taper ISO 7 ports

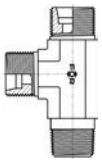

324 713586
Giunzione a "L" maschi
DIN serie S - GAS conico (BSPT)
per sedi ISO 7
Run tee male
DIN S series - male BSPT
taper ISO 7 ports

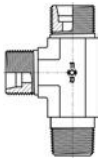

325 713092
Giunzione a "L" maschi
DIN serie L - NPTF
per sedi SAE 476
Run tee male
DIN L series - male NPTF
taper SAE 476 ports

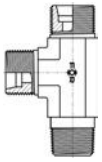

325 713597
Giunzione a "L" maschi
DIN serie S - NPTF
per sedi SAE 476
Run tee male
DIN S series - male NPTF
taper SAE 476 ports

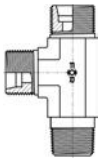

326 714001
Giunzione a "L" passaparatia
maschi DIN serie L
Bulkhead run tee
male DIN L series

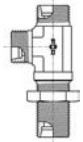

326 714506
Giunzione a "L" passaparatia
maschi DIN serie S
Bulkhead run tee
male DIN S series

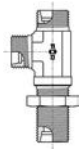

327 715003
Giunzione a croce
maschi DIN serie L
Union cross male
DIN L series

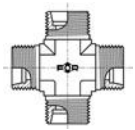

327 715508
Giunzione a croce
maschi DIN serie S
Union cross male
DIN S series

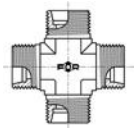

328 707125
Banjo 90° maschio
DIN serie L - maschio GAS cil. (BSPP)
con anello di tenuta in gomma
90° Banjo elbow male
DIN L series - male BSPP end
with metal/rubber ring

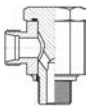

328 707620
Banjo 90° maschio
DIN serie S - maschio GAS cil. (BSPP)
con anello di tenuta in gomma
90° Banjo elbow male
DIN S series - male BSPP end
with metal/rubber ring

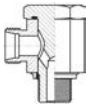

INDICE FIGURATIVO
VISUAL INDEX

329 **707147**
Banjo 90° maschio
DIN serie L - maschio Metrico cil.
con anello di tenuta in gomma
90° Banjo elbow male
DIN L series - male metric end
with metal/rubber ring

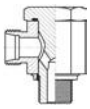

329 **707642**
Banjo 90° maschio
DIN serie S - maschio Metrico cil.
con anello di tenuta in gomma
90° Banjo elbow male
DIN S series - Metric male end
with metal/rubber ring

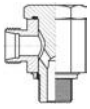

330 **711137**
Banjo a "T" maschi
DIN serie L - maschio GAS cil. (BSPP)
con anello di tenuta in gomma
Banjo tee male
DIN L series - male BSPP end
with metal/rubber ring

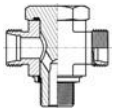

330 **711632**
Banjo a "T" maschi
DIN serie S - maschio GAS cil. (BSPP)
con anello di tenuta in gomma
Banjo tee male
DIN S series - male BSPP end
with metal/rubber ring

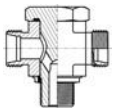

331 **711159**
Banjo a "T" maschi
DIN serie L - maschio Metrico cil.
con anello di tenuta in gomma
Banjo tee male
DIN L series - male Metric end
with metal/rubber ring

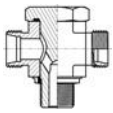

331 **711654**
Banjo a "T" maschi
DIN serie S - maschio Metrico cil.
con anello di tenuta in gomma
Banjo tee male
DIN S series - male Metric end
with metal/rubber ring

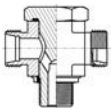

332 **402196**
Flangia diritta maschio
DIN serie L - SAE 3000 PSI
Straight male
DIN L series - SAE 3000
PSI flange

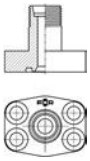

332 **402206**
Flangia diritta maschio
DIN serie S - SAE 3000 PSI
Straight male
DIN S series - SAE 3000
PSI flange

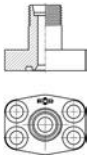

332 **402701**
Flangia diritta maschio
DIN serie S - SAE 6000 PSI
Straight male
DIN S series - SAE 6000
PSI flange

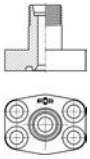

333 **407222**
Flangia 90° maschio
DIN serie L - SAE 3000 PSI
90° male
DIN L series - SAE 3000
PSI flange

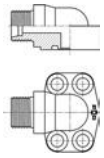

333 **407233**
Flangia 90° maschio
DIN serie S - SAE 3000 PSI
90° male
DIN S series - SAE 3000
PSI flange

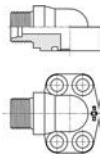

333 **407738**
Flangia 90° maschio
DIN serie S - SAE 6000 PSI
90° male
DIN S series - SAE 6000
PSI flange

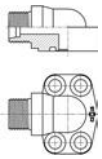

334 **405045**
Flangia 45° orientabile maschio
DIN serie L - SAE 3000 PSI
45° (ADJ) male
DIN L series - SAE 3000
PSI flange

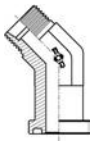

334 **405056**
Flangia 45° orientabile maschio
DIN serie S - SAE 3000 PSI
45° (ADJ) male
DIN S series - SAE 3000
PSI flange

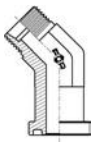

334 **405551**
Flangia 45° orientabile maschio
DIN serie S - SAE 6000 PSI
45° (ADJ) male
DIN S series - SAE 6000
PSI flange

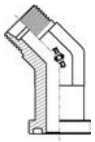

INDICE FIGURATIVO
VISUAL INDEX

335 407244
Flangia 90° orientabile maschio
DIN serie L - SAE 3000 PSI
90° (ADJ) male
DIN L series - SAE 3000
PSI flange

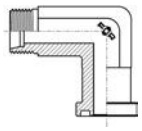

335 407255
Flangia 90° orientabile maschio
DIN serie S - SAE 3000 PSI
90° (ADJ) male
DIN S series - SAE 3000
PSI flange

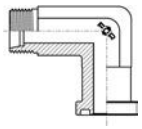

335 407750
Flangia 90° orientabile maschio
DIN serie S - SAE 6000 PSI
90° (ADJ) male
DIN S series - SAE 6000
PSI flange

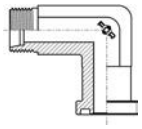

336 411040
Flangia a "T" orientabile maschi
DIN serie L - SAE 3000 PSI
Branch (ADJ) tee male
DIN L series - SAE 3000
PSI flange

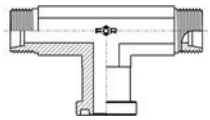

336 411051
Flangia a "T" orientabile maschi
DIN serie S - SAE 3000 PSI
Branch (ADJ) tee male
DIN S series - SAE 3000
PSI flange

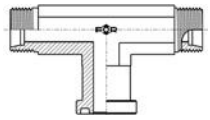

336 411556
Flangia a "T" orientabile maschi
DIN serie S - SAE 6000 PSI
Branch (ADJ) tee male
DIN S series - SAE 6000
PSI flange

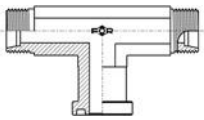

337 413042
Flangia a "L" orientabile maschi
DIN serie L - SAE 3000 PSI
Run (ADJ) tee male
DIN L series - SAE 3000
PSI flange

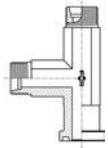

337 413053
Flangia a "L" orientabile maschi
DIN serie S - SAE 3000 PSI
Run (ADJ) tee male
DIN S series - SAE 3000
PSI flange

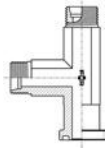

337 413558
Flangia a "L" orientabile maschi
DIN serie S - SAE 6000 PSI
Run (ADJ) tee male
DIN S series - SAE 6000
PSI flange

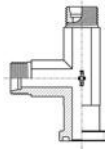

338 402217
Flangia diritta maschio
DIN serie L - interasse
metrico 4 fori
Straight male
DIN L series - 4 bolts
metric flange

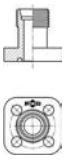

338 402228
Flangia diritta maschio
DIN serie S - interasse
metrico 4 fori
Straight male
DIN S series - 4 bolts
metric flange

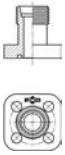

339 407266
Flangia 90° maschio
DIN serie L - interasse metrico 3 fori
90° male
DIN L series - 3 bolts
metric flange

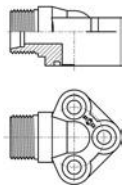

339 407277
Flangia 90° maschio
DIN serie S - interasse metrico 3 fori
90° male
DIN S series - 3 bolts
metric flange

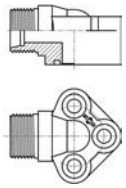

340 407288
Flangia 90° maschio
DIN serie L - interasse
metrico 4 fori
90° male DIN L series
4 bolts metric flange

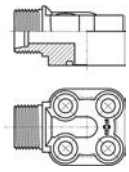

340 407299
Flangia 90° maschio
DIN serie S - interasse
metrico 4 fori
90° male DIN S series
4 bolts metric flange

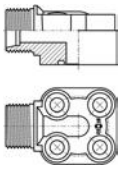

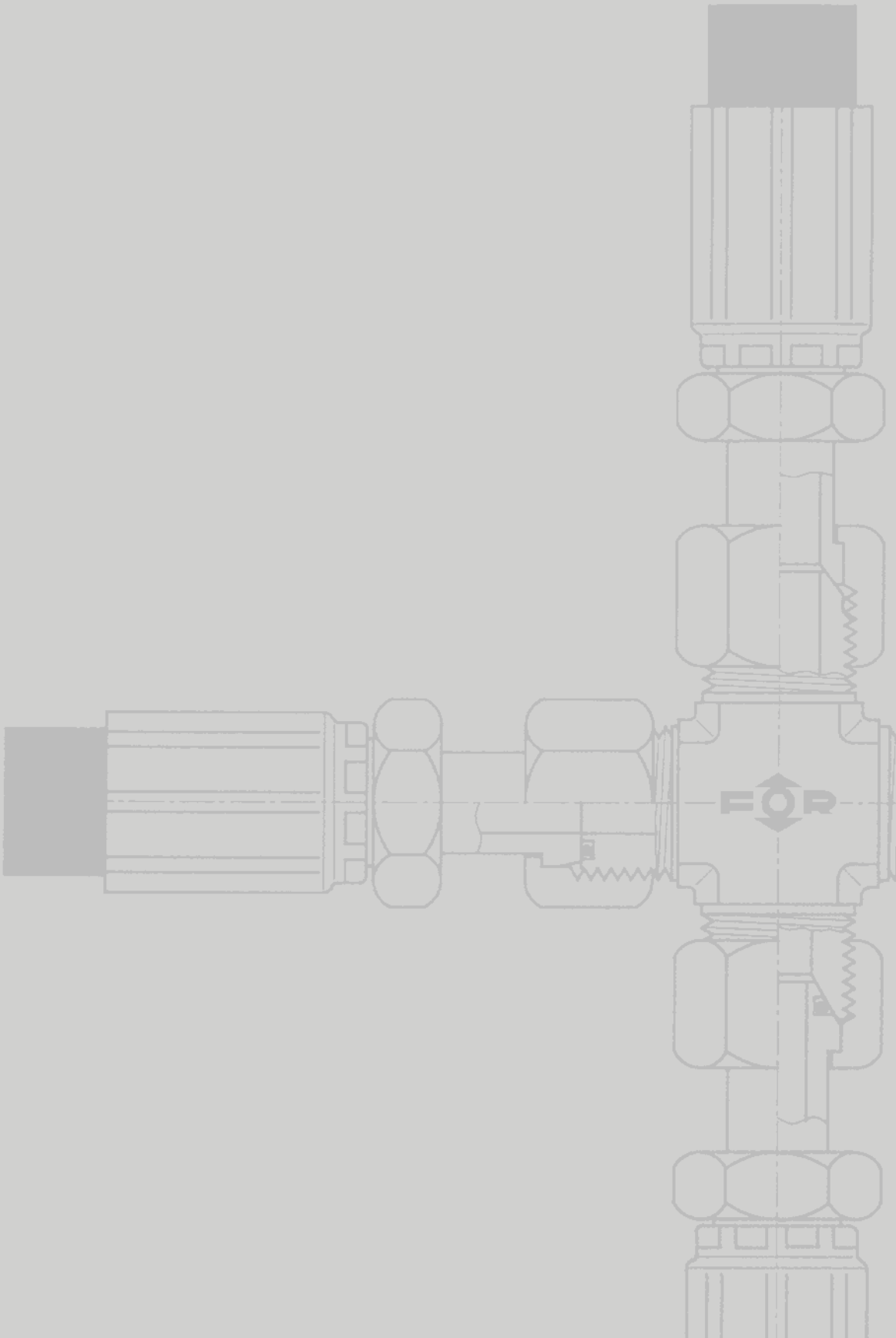
FOR

702072

SERIE LEGGERA (L) / *LIGHT SERIES*

Codolo a saldare con O.R. DIN serie L
Welding nipple with O.R. DIN L series

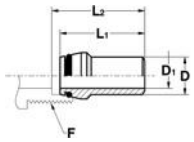

T MM.	RIFERIMENTO REFERENCE	F METRICO METRIC	D	D1	L1	L2	PRESSIONE DI ESERCIZIO WORKING PRESSURE
6	**X702072/0615**	12x1,5	6	2.5	30	32	250 Bar
8	**X702072/0820**	14x1,5	8	4	30	32	250 Bar
10	**X702072/1020**	16x1,5	10	6	31,5	33	250 Bar
12	**X702072/1220**	18x1,5	12	8	31,5	33,5	250 Bar
15	**X702072/1525**	22x1,5	15	10	34	35	250 Bar
18	**X702072/1825**	26x1,5	18	13	35,5	37	160 Bar
22	**X702072/2225**	30x2	22	17	37	39,5	160 Bar
28	**X702072/2825**	36x2	28	23	41	42,5	100 Bar
35	**X702072/3530**	45x2	35	29	46,5	49,5	100 Bar
42	**X702072/4230**	52x2	42	36	47	50	100 Bar

702577

SERIE PESANTE (S) / *HEAVY SERIES*

Codolo a saldare con O.R. DIN serie S
Welding nipple with O.R. DIN S series

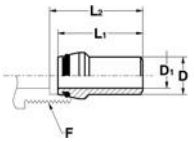

T MM.	RIFERIMENTO REFERENCE	F METRICO METRIC	D	D1	L1	L2	PRESSIONE DI ESERCIZIO WORKING PRESSURE
6	**X702577/0615**	14x1,5	6	2.5	29,5	32	400 Bar
6	**X702577/0620**	14x1,5	6	2	29,5	32	630 Bar
8	**X702577/0820**	16x1,5	8	4	29,5	32	400 Bar
8	**X702577/0825**	16x1,5	8	3	29,5	32	630 Bar
10	**X702577/1020**	18x1,5	10	6	31,5	33	400 Bar
10	**X702577/1030**	18x1,5	10	4	31,5	33	630 Bar
12	**X702577/1225**	20x1,5	12	7	31,5	33,5	400 Bar
12	**X702577/1235**	20x1,5	12	5	31,5	33,5	630 Bar
14	**X702577/1430**	22x1,5	14	8	38	40	400 Bar
16	**X702577/1625**	24x1,5	16	11	37,5	40,5	315 Bar
16	**X702577/1630**	24x1,5	16	10	37,5	40,5	400 Bar
20	**X702577/2030**	30x2	20	14	43,5	47	315 Bar
20	**X702577/2035**	30x2	20	13	43,5	47	400 Bar
25	**X702577/2530**	36x2	25	19	49,5	53,5	250 Bar
25	**X702577/2540**	36x2	25	17	49,5	53,5	315 Bar
25	**X702577/2545**	36x2	25	16	49,5	53,5	400 Bar
30	**X702577/3040**	42x2	30	22	52	57,5	400 Bar
38	**X702577/3845**	52x2	38	29	56,5	64,5	315 Bar

FOR S.P.A. - NORME E DIMENSIONI SOGGETTE A MODIFICHE SENZA PREAVVISO.
FOR S.P.A. - DESIGN DETAILS AND SPECIFICATIONS SUBJECT TO CHANGE WITHOUT PRIOR NOTICE.

RACCORDI A 24° DIN 3861

24° CONNECTORS DIN 3861

701092

LEGGERISSIMA (LL) / *V.LIGHT SERIES*

Anello tagliente
DIN serie LL
Cutting ring
DIN - LL series

701003

SERIE LEGGERA (L) / *LIGHT SERIES*

Anello tagliente
DIN serie L
Cutting ring
DIN - L series

701508

SERIE PESANTE (S) / *HEAVY SERIES*

Anello tagliente
DIN serie S
Cutting ring
DIN S series

T MM.	RIFERIMENTO REFERENCE	A
4	**A701092/04**	6
6	**A701092/06**	7
8	**A701092/08**	7
10	**A701092/10**	7
12	**A701092/12**	7,5
6	**A701003/06**	9,5
8	**A701003/08**	9,5
10	**A701003/10**	10
12	**A701003/12**	10
15	**A701003/15**	10
18	**A701003/18**	10
22	**A701003/22**	11,5
28	**A701003/28**	11
35	**A701003/35**	13,5
42	**A701003/42**	13,5
6	**A701508/06**	9,5
8	**A701508/08**	9,5
10	**A701508/10**	10
12	**A701508/12**	10
14	**A701508/14**	10,5
16	**A701508/16**	10,5
20	**A701508/20**	13
25	**A701508/25**	13
30	**A701508/30**	13,5
38	**A701508/38**	13,5

FOR S.P.A. - NORME E DIMENSIONI SOGGETTE A MODIFICHE SENZA PREAVVISO.
FOR S.P.A. - DESIGN DETAILS AND SPECIFICATIONS SUBJECT TO CHANGE WITHOUT PRIOR NOTICE.

701102

LEGGERISSIMA (LL) / *V.LIGHT SERIES*
Dado Din serie LL
Nut LL series

T MM.	RIFERIMENTO REFERENCE	F METRICO METRIC	A	CH
4	**A701102/04**	8x1	11	10
6	**A701102/06**	10x1	11,5	12
8	**A701102/08**	12x1	12	14
10	**A701102/10**	14x1	12,5	17
12	**A701102/12**	16x1	13	19

701070

SERIE LEGGERA (L) / *LIGHT SERIES*
Dado Din serie L
Nut L series

6	**K701070/06**	12x1,5	15	14
8	**K701070/08**	14x1,5	15	17
10	**K701070/10**	16x1,5	16	19
12	**K701070/12**	18x1,5	16	22
15	**K701070/15**	22x1,5	17,5	27
18	**K701070/18**	26x1,5	18	32
22	**K701070/22**	30x2	20	36
28	**K701070/28**	36x2	21	41
35	**K701070/35**	45x2	24	50
42	**K701070/42**	52x2	24	60

701519

SERIE PESANTE (S) / *HEAVY SERIES*
Dado Din serie S
Nut S series

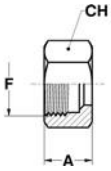

6	**K701519/06**	14x1,5	17	17
8	**K701519/08**	16x1,5	17	19
10	**K701519/10**	18x1,5	18	22
12	**K701519/12**	20x1,5	18	24
14	**K701519/14**	22x1,5	21	27
16	**K701519/16**	24x1,5	21	30
20	**K701519/20**	30x2	24	36
25	**K701519/25**	36x2	27	46
30	**K701519/30**	42x2	29	50
38	**K701519/38**	52x2	32,5	60

FOR S.P.A. - NORME E DIMENSIONI SOGGETTE A MODIFICHE SENZA PREAVVISO.
FOR S.P.A. - DESIGN DETAILS AND SPECIFICATIONS SUBJECT TO CHANGE WITHOUT PRIOR NOTICE.

RACCORDI A 24° DIN 3861

24° CONNECTORS DIN 3861

702005

SERIE LEGGERA (L) / *LIGHT SERIES*

Giunzione diritta
DIN serie L
Union male
DIN L series

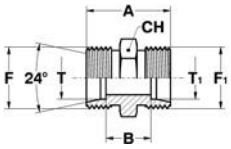

T MM.	T1 MM.	RIFERIMENTO REFERENCE	F METRICO METRIC	F1 METRICO METRIC	A	B	CH
6	6	**A702005/06**	12x1,5	12x1,5	24	10	12
8	8	**A702005/08**	14x1,5	14x1,5	25	11	14
10	10	**A702005/10**	16x1,5	16x1,5	27	13	17
12	12	**A702005/12**	18x1,5	18x1,5	28	14	19
15	15	**A702005/15**	22x1,5	22x1,5	30	16	24
18	18	**A702005/18**	26x1,5	26x1,5	31	16	27
22	22	**A702005/22**	30x2	30x2	35	20	32
28	28	**A702005/28**	36x2	36x2	36	21	41
35	35	**A702005/35**	45x2	45x2	41	20	46
42	42	**A702005/42**	52x2	52x2	43	21	55
8	6	**SA702005/0806**	14x1,5	12x1,5	25	11	14
10	6	**SA702005/1006**	16x1,5	12x1,5	26	12	17
10	8	**SA702005/1008**	16x1,5	14x1,5	26	12	17
12	6	**SA702005/1206**	18x1,5	12x1,5	27	13	19
12	8	**SA702005/1208**	18x1,5	14x1,5	27	13	19
12	10	**SA702005/1210**	18x1,5	16x1,5	28	14	19
12	15	**SA702005/1215**	18x1,5	22x1,5	29	15	24
15	10	**SA702005/1510**	22x1,5	16x1,5	29	15	24
18	10	**SA702005/1810**	26x1,5	16x1,5	30	15,5	27
18	12	**SA702005/1812**	26x1,5	18x1,5	30	15,5	27
18	15	**SA702005/1815**	26x1,5	22x1,5	31	16,5	27
22	12	**SA702005/2212**	30x2	18x1,5	32	17,5	32
22	15	**SA702005/2215**	30x2	22x1,5	33	18,5	32
22	18	**SA702005/2218**	30x2	26x1,5	33	18	32
28	15	**SA702005/2815**	36x2	22x1,5	34	19,5	38
28	18	**SA702005/2818**	36x2	26x1,5	34	19	41
28	22	**SA702005/2822**	36x2	30x2	36	21	41
35	22	**SA702005/3522**	45x2	30x2	39	21	46
35	28	**SA702005/3528**	45x2	36x2	39	21	46
42	35	**SA702005/4235**	52x2	45x2	43	21,5	55

FOR S.P.A. - NORME E DIMENSIONI SOGGETTE A MODIFICHE SENZA PREAVVISO.
FOR S.P.A. - DESIGN DETAILS AND SPECIFICATIONS SUBJECT TO CHANGE WITHOUT PRIOR NOTICE.

702500

SERIE PESANTE (S) / *HEAVY SERIES*

Giunzione diritta
DIN serie S
Union male
DIN S series

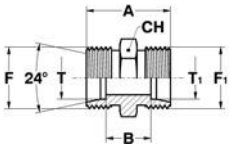

T MM.	T1 MM.	RIFERIMENTO REFERENCE	F METRICO METRIC	F1 METRICO METRIC	A	B	CH
6	6	**A702500/06**	14x1,5	14x1,5	30	16	14
8	8	**A702500/08**	16x1,5	16x1,5	32	18	17
10	10	**A702500/10**	18x1,5	18x1,5	32	17	19
12	12	**A702500/12**	20x1,5	20x1,5	34	19	22
14	14	**A702500/14**	22x1,5	22x1,5	38	22	24
16	16	**A702500/16**	24x1,5	24x1,5	38	21	27
20	20	**A702500/20**	30x2	30x2	44	23	32
25	25	**A702500/25**	36x2	36x2	50	26	41
30	30	**A702500/30**	42x2	42x2	54	27	46
38	38	**A702500/38**	52x2	52x2	61	29	55
8	6	**SA702500/0806**	16x1,5	14x1,5	32	18	17
10	6	**SA702500/1006**	18x1,5	14x1,5	32	17,5	19
10	8	**SA702500/1008**	18x1,5	16x1,5	32	17,5	19
10	16	**SA702500/1016**	18x1,5	24x1,5	36	20	27
12	6	**SA702500/1206**	20x1,5	14x1,5	34	19,5	22
12	8	**SA702500/1208**	20x1,5	16x1,5	34	19,5	22
12	10	**SA702500/1210**	20x1,5	18x1,5	34	19	22
14	10	**SA702500/1410**	22x1,5	18x1,5	36	20,5	24
14	12	**SA702500/1412**	22x1,5	20x1,5	36	20,5	24
16	12	**SA702500/1612**	24x1,5	20x1,5	36	20	27
16	14	**SA702500/1614**	24x1,5	22x1,5	36	21,5	27
16	30	**SA702500/1630**	24x1,5	42x2	48	26	46
20	10	**SA702500/2010**	30x2	18x1,5	40	22	32
20	12	**SA702500/2012**	30x2	20x1,5	40	22	32
20	16	**SA702500/2016**	30x2	24x1,5	42	23	32
30	20	**SA702500/3020**	42x2	30x2	50	26	46
25	16	**SA702500/2516**	36x2	24x1,5	46	25,5	41
25	20	**SA702500/2520**	36x2	30x2	48	25,5	41
25	38	**SA702500/2538**	36x2	52x2	57	29	55
30	25	**SA702500/3025**	42x2	36x2	52	26,5	46
38	30	**SA702500/3830**	52x2	42x2	59	29,5	55

FOR S.P.A. - NORME E DIMENSIONI SOGGETTE A MODIFICHE SENZA PREAVVISO.
FOR S.P.A. - DESIGN DETAILS AND SPECIFICATIONS SUBJECT TO CHANGE WITHOUT PRIOR NOTICE.

RACCORDI A 24° DIN 3861

24° CONNECTORS DIN 3861

702171

SERIE LEGGERA (L) / *LIGHT SERIES*

Giunzione diritta femmina
DIN - maschio DIN serie L
Union swivel female
DIN - male DIN L series

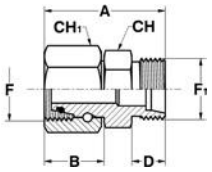

T	T1	RIFERIMENTO REFERENCE	F	F1	A	B	D	CH	CH1
MM.	MM.		METRICO METRIC	METRICO METRIC					
6	6	**A702171/0606**	12x1,5	12x1,5	35	18	10	12	14
8	6	**A702171/0806**	14x1,5	12x1,5	35	17,5	10	14	17
8	8	**A702171/0808**	14x1,5	14x1,5	35	17,5	10	14	17
10	6	**A702171/1006**	16x1,5	12x1,5	34,5	17	10	17	19
10	8	**A702171/1008**	16x1,5	14x1,5	34,5	17	10	17	19
10	10	**A702171/1010**	16x1,5	16x1,5	35	17	11	17	19
12	6	**A702171/1206**	18x1,5	12x1,5	35	18,5	10	17	22
12	8	**A702171/1208**	18x1,5	14x1,5	35	18,5	10	17	22
12	10	**A702171/1210**	18x1,5	16x1,5	36	18,5	11	17	22
12	12	**A702171/1212**	18x1,5	18x1,5	37,5	18,5	11	19	22
15	6	**A702171/1506**	22x1,5	12x1,5	40,5	21,5	10	22	27
15	8	**A702171/1508**	22x1,5	14x1,5	38,5	21,5	10	22	27
15	10	**A702171/1510**	22x1,5	16x1,5	39,5	21,5	11	22	27
15	12	**A702171/1512**	22x1,5	18x1,5	40,5	21,5	11	22	27
15	15	**A702171/1515**	22x1,5	22x1,5	43,5	21,5	12	24	27
18	6	**A702171/1806**	26x1,5	12x1,5	40	21	10	24	32
18	8	**A702171/1808**	26x1,5	14x1,5	40	21	10	24	32
18	10	**A702171/1810**	26x1,5	16x1,5	41	21	11	27	32
18	10	**A702171/1812**	26x1,5	16x1,5	41	21	11	27	32
18	15	**A702171/1815**	26x1,5	22x1,5	42	21	12	27	32
18	18	**A702171/1818**	26x1,5	26x1,5	44	21	12	27	32
22	6	**A702171/2206**	30x2	12x1,5	44,5	23,5	10	27	36
22	8	**A702171/2208**	30x2	14x1,5	44,5	23,5	10	30	36
22	10	**A702171/2210**	30x2	16x1,5	42,5	23,5	11	27	36
22	12	**A702171/2212**	30x2	18x1,5	42,5	23,5	11	27	36
22	15	**A702171/2215**	30x2	22x1,5	43,5	23,5	12	27	36
22	18	**A702171/2218**	30x2	26x1,5	43,5	23,5	12	30	36
22	22	**A702171/2222**	30x2	30x2	47	23,5	14	32	36
28	8	**A702171/2808**	36x2	14x1,5	43	22	10	36	41
28	10	**A702171/2810**	36x2	16x1,5	42	22	11	36	41
28	12	**A702171/2812**	36x2	18x1,5	42	22	11	36	41
28	15	**A702171/2815**	36x2	22x1,5	43	22	12	36	41
28	18	**A702171/2818**	36x2	26x1,5	45	22	12	36	41
28	22	**A702171/2822**	36x2	30x2	45	22	14	36	41
28	28	**A702171/2828**	36x2	36x2	48	22	14	41	41
35	8	**A702171/3508**	45x2	14x1,5	50,5	25,5	10	41	50
35	10	**A702171/3510**	45x2	16x1,5	50	25,5	11	41	50
35	12	**A702171/3512**	45x2	18x1,5	49	25,5	11	41	50
35	15	**A702171/3515**	45x2	22x1,5	48,5	25,5	12	41	50
35	18	**A702171/3518**	45x2	26x1,5	48,5	25,5	12	41	50
35	22	**A702171/3522**	45x2	30x2	50,5	25,5	14	41	50
35	28	**A702171/3528**	45x2	36x2	50,5	25,5	14	41	50
35	35	**A702171/3535**	45x2	45x2	53,5	25,5	16	46	50
42	12	**A702171/4212**	52x2	18x1,5	50	25	11	50	60
42	15	**A702171/4215**	52x2	22x1,5	50	25	12	50	60
42	18	**A702171/4218**	52x2	26x1,5	50	25	12	50	60
42	22	**A702171/4222**	52x2	30x2	52	25	14	50	60
42	28	**A702171/4228**	52x2	36x2	52	25	14	50	60
42	35	**A702171/4235**	52x2	45x2	54	25	16	50	60
42	42	**A702171/4242**	52x2	52x2	54	25	16	55	60

FOR S.P.A. - NORME E DIMENSIONI SOGGETTE A MODIFICHE SENZA PREAVVISO.
FOR S.P.A. - DESIGN DETAILS AND SPECIFICATIONS SUBJECT TO CHANGE WITHOUT PRIOR NOTICE.

702676

SERIE PESANTE (S) / *HEAVY SERIES*

Giunzione diritta femmina DIN - maschio DIN serie S
Union swivel female DIN - male DIN S series

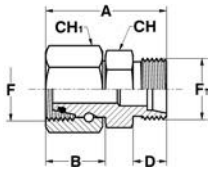

T MM.	T1 MM.	RIFERIMENTO REFERENCE	F METRICO METRIC	F1 METRICO METRIC	A	B	D	CH	CH1
6	6	**A702676/0606**	14x1,5	14x1,5	37	17	12	14	17
8	6	**A702676/0806**	16x1,5	14x1,5	37	17	12	17	19
8	8	**A702676/0808**	16x1,5	16x1,5	37	17	12	17	19
10	6	**A702676/1006**	18x1,5	14x1,5	39	18,5	12	17	22
10	10	**A702676/1010**	18x1,5	18x1,5	39	18,5	12	19	22
12	6	**A702676/1206**	20x1,5	14x1,5	45	22	12	17	24
12	8	**A702676/1208**	20x1,5	16x1,5	45	22	12	17	24
12	10	**A702676/1210**	20x1,5	18x1,5	45	22	12	19	24
12	12	**A702676/1212**	20x1,5	20x1,5	45	22	12	22	24
12	16	**A702676/1216**	20x1,5	24x1,5	47,5	22	14	27	24
14	6	**A702676/1406**	22x1,5	14x1,5	44	21,5	12	22	27
14	8	**A702676/1408**	22x1,5	16x1,5	44	21,5	12	22	27
14	10	**A702676/1410**	22x1,5	18x1,5	44	21,5	12	22	27
14	12	**A702676/1412**	22x1,5	20x1,5	44	21,5	12	22	27
14	14	**A702676/1414**	22x1,5	22x1,5	46	21,5	14	24	27
16	6	**A702676/1606**	24x1,5	14x1,5	42	21	12	24	30
16	8	**A702676/1608**	24x1,5	16x1,5	42	21	12	24	30
16	10	**A702676/1610**	24x1,5	18x1,5	42	21	12	24	30
16	12	**A702676/1612**	24x1,5	20x1,5	41	21	12	24	30
16	14	**A702676/1614**	24x1,5	22x1,5	44	21	14	24	30
16	16	**A702676/1616**	24x1,5	24x1,5	44	21	14	27	30
20	6	**A702676/2006**	30x2	14x1,5	54	29,5	12	27	36
20	8	**A702676/2008**	30x2	16x1,5	54	29,5	12	27	36
20	10	**A702676/2010**	30x2	18x1,5	53	29,5	12	27	36
20	12	**A702676/2012**	30x2	20x1,5	53	29,5	12	27	36
20	14	**A702676/2014**	30x2	22x1,5	55	29,5	14	27	36
20	14	**A702676/2016**	30x2	22x1,5	55	29,5	14	27	36
20	20	**A702676/2020**	30x2	30x2	57	29,5	16	32	36
25	8	**A702676/2508**	36x2	16x1,5	55	28,5	12	36	46
25	10	**A702676/2510**	36x2	18x1,5	54	28,5	12	36	46
25	12	**A702676/2512**	36x2	20x1,5	54	28,5	12	36	46
25	14	**A702676/2514**	36x2	22x1,5	53,5	28,5	14	36	46
25	16	**A702676/2516**	36x2	24x1,5	53,5	28,5	14	36	46
25	20	**A702676/2520**	36x2	30x2	58	28,5	16	36	46
25	25	**A702676/2525**	36x2	36x2	60	28,5	18	41	46
30	10	**A702676/3010**	42x2	18x1,5	58	30,5	12	41	50
30	12	**A702676/3012**	42x2	20x1,5	58	30,5	12	41	50
30	14	**A702676/3014**	42x2	22x1,5	59	30,5	14	41	50
30	16	**A702676/3016**	42x2	24x1,5	59	30,5	14	41	50
30	20	**A702676/3020**	42x2	30x2	61	30,5	16	41	50
30	25	**A702676/3025**	42x2	36x2	63	30,5	18	41	50
30	30	**A702676/3030**	42x2	42x2	65	30,5	20	46	50
38	10	**A702676/3810**	52x2	18x1,5	65	37,5	12	50	60
38	12	**A702676/3812**	52x2	20x1,5	65	37,5	12	50	60
38	14	**A702676/3814**	52x2	22x1,5	66,5	37,5	14	50	60
38	16	**A702676/3816**	52x2	24x1,5	66,5	37,5	14	50	60
38	20	**A702676/3820**	52x2	30x2	68,5	37,5	16	50	60
38	25	**A702676/3825**	52x2	36x2	70,5	37,5	18	50	60
38	30	**A702676/3830**	52x2	42x2	72,5	37,5	20	50	60
38	38	**A702676/3838**	52x2	52x2	74,5	37,5	22	55	60

FOR S.P.A. - NORME E DIMENSIONI SOGGETTE A MODIFICHE SENZA PREAVVISO.
FOR S.P.A. - DESIGN DETAILS AND SPECIFICATIONS SUBJECT TO CHANGE WITHOUT PRIOR NOTICE.

RACCORDI A 24° DIN 3861

24° CONNECTORS DIN 3861

702456

Raccordo di riduzione diritto femmina DIN sr.L - maschio DIN sr.S
Reducer straight swivel nut DIN L - male DIN S

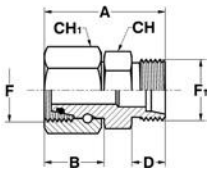

T MM.	T1 MM.	RIFERIMENTO REFERENCE	F METRICO METRIC	F1 METRICO METRIC	A	B	D	CH	CH1
18	16	**A702456/1816**	26x1,5	24x1,5	43	21	14	27	32
22	16	**A702456/2216**	30x2	24x1,5	46	23,5	14	30	36
22	20	**A702456/2220**	30x2	30x2	49	23,5	16	32	36
28	16	**A702456/2816**	36x2	24x1,5	46	22	14	36	41
28	25	**A702456/2825**	36x2	36x2	50	22	18	41	41
35	25	**A702456/3525**	45x2	36x2	54	25,5	18	41	50
35	30	**A702456/3530**	45x2	42x2	56	25,5	20	46	50
42	30	**A702456/4230**	52x2	42x2	58	25	20	50	60
42	38	**A702456/4238**	52x2	52x2	61,5	25	22	55	60

702951

Raccordo di riduzione diritto femmina DIN sr.S - maschio DIN sr.L
Reducer straight swivel nut DIN S - male DIN L

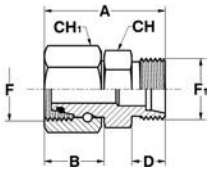

T MM.	T1 MM.	RIFERIMENTO REFERENCE	F METRICO METRIC	F1 METRICO METRIC	A	B	D	CH	CH1
16	15	**A702951/1615**	24x1,5	22x1,5	42	21	12	24	30
20	15	**A702951/2015**	30x2	22x1,5	51	29,5	12	27	36
20	18	**A702951/2018**	30x2	26x1,5	51	29,5	12	27	36
25	18	**A702951/2518**	36x2	26x1,5	51	28,5	12	36	46
25	22	**A702951/2522**	36x2	30x2	53	28,5	14	36	46
30	22	**A702951/3022**	42x2	30x2	55	30,5	14	41	50
30	28	**A702951/3028**	42x2	36x2	55	30,5	14	41	50
38	28	**A702951/3828**	52x2	36x2	62	37,5	14	50	60
38	35	**A702951/3835**	52x2	45x2	64	37,5	16	50	60

FOR S.P.A. - NORME E DIMENSIONI SOGGETTE A MODIFICHE SENZA PREAVVISO.
FOR S.P.A. - DESIGN DETAILS AND SPECIFICATIONS SUBJECT TO CHANGE WITHOUT PRIOR NOTICE.

702368

SERIE LEGGERA (L) / *LIGHT SERIES*

Terminale diritto femmina
DIN serie L - femmina DIN serie L
Union straight swivel
nut DIN L - swivel nut DIN L

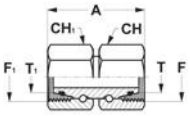

T MM.	T1 MM.	RIFERIMENTO REFERENCE	F METRICO METRIC	F1 METRICO METRIC	A	CH	CH1
6	6	**A702368/06**	12x1,5	12x1,5	35	14	14
8	6	**A702368/0806**	14x1,5	12x1,5	35	17	14
8	8	**A702368/08**	14x1,5	14x1,5	35	17	17
10	6	**A702368/1006**	16x1,5	12x1,5	35	19	14
10	8	**A702368/1008**	16x1,5	14x1,5	35	19	17
10	10	**A702368/10**	16x1,5	16x1,5	36	19	19
12	6	**A702368/1206**	18x1,5	12x1,5	35	22	14
12	8	**A702368/1208**	18x1,5	14x1,5	36	22	17
12	10	**A702368/1210**	18x1,5	16x1,5	36	22	19
12	12	**A702368/12**	18x1,5	18x1,5	37	22	22
15	8	**A702368/1508**	22x1,5	14x1,5	39	27	17
15	10	**A702368/1510**	22x1,5	16x1,5	39	27	19
15	12	**A702368/1512**	22x1,5	18x1,5	40	27	22
15	15	**A702368/15**	22x1,5	22x1,5	43	27	27
18	10	**A702368/1810**	26x1,5	16x1,5	41	32	19
18	12	**A702368/1812**	26x1,5	18x1,5	42	32	22
18	15	**A702368/1815**	26x1,5	22x1,5	43	32	27
18	18	**A702368/18**	26x1,5	26x1,5	43	32	32
22	12	**A702368/2212**	30x2	18x1,5	46	36	22
22	15	**A702368/2215**	30x2	22x1,5	48	36	27
22	18	**A702368/2218**	30x2	26x1,5	47	36	32
22	22	**A702368/22**	30x2	30x2	48	36	36
28	15	**A702368/2815**	36x2	22x1,5	46	41	27
28	18	**A702368/2818**	36x2	26x1,5	46	41	32
28	22	**A702368/2822**	36x2	30x2	46	41	36
28	28	**A702368/28**	36x2	36x2	46	41	41
35	18	**A702368/3518**	45x2	26x1,5	54	50	32
35	22	**A702368/3522**	45x2	30x2	54	50	36
35	28	**A702368/3528**	45x2	36x2	54	50	41
35	35	**A702368/35**	45x2	45x2	53	50	50
42	22	**A702368/4222**	52x2	30x2	52	60	36
42	28	**A702368/4228**	52x2	36x2	49	60	41
42	35	**A702368/4235**	52x2	45x2	52	60	50
42	42	**A702368/42**	52x2	52x2	52	60	60

FOR S.P.A. - NORME E DIMENSIONI SOGGETTE A MODIFICHE SENZA PREAVVISO.
FOR S.P.A. - DESIGN DETAILS AND SPECIFICATIONS SUBJECT TO CHANGE WITHOUT PRIOR NOTICE.

RACCORDI A 24° DIN 3861

24° CONNECTORS DIN 3861

702863

SERIE PESANTE (S) / *HEAVY SERIES*

Terminale diritto femmina
DIN serie S - femmina DIN serie S
Union straight swivel nut
DIN S - swivel nut DIN S

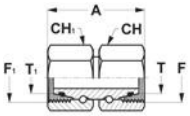

T MM.	T1 MM.	RIFERIMENTO REFERENCE	F METRICO METRIC	F1 METRICO METRIC	A	CH	CH1
6	6	**A702863/06**	14x1,5	14x1,5	37	17	17
8	8	**A702863/08**	16x1,5	16x1,5	37	19	19
8	6	**A702863/0806**	16x1,5	14x1,5	37	19	17
10	10	**A702863/10**	18x1,5	18x1,5	37	22	22
10	6	**A702863/1006**	18x1,5	14x1,5	36	22	17
10	8	**A702863/1008**	18x1,5	16x1,5	35	22	19
12	12	**A702863/12**	20x1,5	20x1,5	43	24	24
12	6	**A702863/1206**	20x1,5	14x1,5	40	24	17
12	8	**A702863/1208**	20x1,5	16x1,5	40	24	19
12	10	**A702863/1210**	20x1,5	18x1,5	42	24	22
14	14	**A702863/14**	22x1,5	22x1,5	46	27	27
16	16	**A702863/16**	24x1,5	24x1,5	45	30	30
16	10	**A702863/1610**	24x1,5	18x1,5	45	30	22
16	12	**A702863/1612**	24x1,5	20x1,5	44	30	24
20	20	**A702863/20**	30x2	30x2	59	36	36
20	12	**A702863/2012**	30x2	20x1,5	51	36	24
20	16	**A702863/2016**	30x2	24x1,5	51	36	30
25	25	**A702863/25**	36x2	36x2	54	46	46
25	16	**A702863/2516**	36x2	24x1,5	54	46	30
25	20	**A702863/2520**	36x2	30x2	58	46	36
30	30	**A702863/30**	42x2	42x2	62	50	50
30	16	**A702863/3016**	42x2	24x1,5	61	50	30
30	20	**A702863/3020**	42x2	30x2	61	50	36
30	25	**A702863/3025**	42x2	36x2	62	50	46
38	38	**A702863/38**	52x2	52x2	75	60	60
38	20	**A702863/3820**	52x2	30x2	67	60	36
38	25	**A702863/3825**	52x2	36x2	67	60	46
38	30	**A702863/3830**	52x2	42x2	68	60	50

702379

Terminale diritto femmina
DIN serie L - femmina DIN serie S
Reducer straight swivel
nut DIN L - swivel nut DIN S

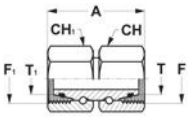

T MM.	T1 MM.	RIFERIMENTO REFERENCE	F METRICO METRIC	F1 METRICO METRIC	A	CH	CH1
6	6	**A702379/0606**	12x1,5	14x1,5	36	14	17
8	8	**A702379/0808**	14x1,5	16x1,5	36	17	19
10	10	**A702379/1010**	16x1,5	18x1,5	36	19	22
12	12	**A702379/1212**	18x1,5	20x1,5	41	22	24
15	16	**A702379/1516**	22x1,5	24x1,5	43	27	30
18	16	**A702379/1816**	26x1,5	24x1,5	44	32	30
18	20	**A702379/1820**	26x1,5	30x2	52	32	36
22	20	**A702379/2220**	30x2	30x2	54	36	36
22	25	**A702379/2225**	30x2	36x2	54	36	46
28	25	**A702379/2825**	36x2	36x2	54	41	46
28	30	**A702379/2830**	36x2	42x2	53	41	50
35	30	**A702379/3530**	45x2	42x2	57	50	50
35	38	**A702379/3538**	45x2	52x2	62	50	60
42	38	**A702379/4238**	52x2	52x2	63	60	60

FOR S.P.A. - NORME E DIMENSIONI SOGGETTE A MODIFICHE SENZA PREAVVISO.
FOR S.P.A. - DESIGN DETAILS AND SPECIFICATIONS SUBJECT TO CHANGE WITHOUT PRIOR NOTICE.

702182

SERIE LEGGERA (L) / *LIGHT SERIES*

Miniprese di pressione M16x2 con attacco femmina DIN serie L

Pressure test connector M16x2 with DIN L swivel nut (DKOL)

T MM.	RIFERIMENTO REFERENCE	F	A	CH	CH1	PRESSIONE DI ESERCIZIO WORKING PRESSURE
6	**A702182/1606**	M12x1,5	54	17	14	315 Bar
8	**A702182/1608**	M14x1,5	54	17	17	315 Bar
10	**A702182/1610**	M16x1,5	59	17	19	315 Bar
12	**A702182/1612**	M18x1,5	59	17	22	315 Bar
15	**A702182/1615**	M22x1,5	59	17	27	315 Bar
18	**A702182/1618**	M26x1,5	59	17	32	315 Bar
22	**A702182/1622**	M30x2	59	17	36	160 Bar
28	**A702182/1628**	M36x2	60	17	41	160 Bar
35	**A702182/1635**	M45x2	62	17	50	160 Bar
42	**A702182/1642**	M52x2	65	17	60	160 Bar

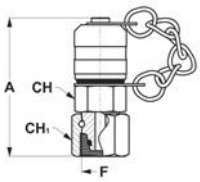

702687

SERIE PESANTE (S) / *HEAVY SERIES*

Miniprese di pressione M16x2 con attacco femmina DIN serie S

Pressure test connector M16x2 with DIN S swivel nut (DKOS)

T MM.	RIFERIMENTO REFERENCE	F	A	CH	CH1	PRESSIONE DI ESERCIZIO WORKING PRESSURE
6	**A702687/1606**	M14x1,5	54	17	17	630 Bar
8	**A702687/1608**	M16x1,5	54	17	19	630 Bar
10	**A702687/1610**	M18x1,5	59	17	22	630 Bar
12	**A702687/1612**	M20x1,5	59	17	24	630 Bar
14	**A702687/1614**	M22x1,5	59	17	27	630 Bar
16	**A702687/1616**	M24x1,5	60	17	30	400 Bar
20	**A702687/1620**	M30x2	62	17	36	400 Bar
25	**A702687/1625**	M36x2	65	17	46	400 Bar
30	**A702687/1630**	M42x2	65	17	50	400 Bar
38	**A702687/1638**	M52x2	65	17	60	315 Bar

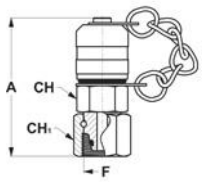

FOR S.P.A. - NORME E DIMENSIONI SOGGETTE A MODIFICHE SENZA PREAVVISO.
FOR S.P.A. - DESIGN DETAILS AND SPECIFICATIONS SUBJECT TO CHANGE WITHOUT PRIOR NOTICE.

RACCORDI A 24° DIN 3861

24° CONNECTORS DIN 3861

702016

SERIE LEGGERA (L) / *LIGHT SERIES*

Terminale diritto
DIN serie L - SAE UNF-UN
per sedi ISO 11926
Connector male
DIN L series - male SAE UNF-UN
with O.R. ISO 11926 ports

SEDI PAG.30 / *PORTS PAG.30*

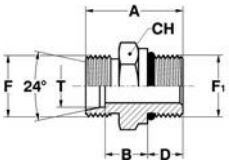

T MM.	RIFERIMENTO REFERENCE	F METRICO METRIC	F1 UNF-UN	A	B	D	CH
6	A702016/0611	12x1,5	7/16-20	26.5	10,5	9	14
8	A702016/0812	14x1,5	1/2-20	26.5	10,5	9	17
10	A702016/1014	16x1,5	9/16-18	30	13	10	19
12	A702016/1219	18x1,5	3/4-16	32.5	14,5	11	22
15	A702016/1522	22x1,5	7/8-14	35	15	13	27
18	A702016/1827	26x1,5	1"1/16-12	40	17,5	15	32
22	A702016/2227	30x2	1"1/16-12	42	19,5	15	32
28	A702016/2833	36x2	1"5/16-12	43	20,5	15	41
35	A702016/3541	45x2	1"5/8-12	46	20,5	15	50
42	A702016/4248	52x2	1"7/8-12	48.5	22,5	15	55
8	SA702016/0811	14x1,5	7/16-20	26,5	10,5	9	17
8	SA702016/0814	14x1,5	9/16-18	29	12	10	19
8	SA702016/0819	14x1,5	3/4-16	31.5	13,5	11	22
8	SA702016/0827	14x1,5	1"1/16-12	35	13	15	32
10	SA702016/1011	16x1,5	7/16-20	29	13	9	17
12	SA702016/1214	18x1,5	9/16-18	31	14	10	19
12	SA702016/1222	18x1,5	7/8-14	34	14	13	27
12	SA702016/1227	18x1,5	1"1/16-12	39	17	15	32
18	SA702016/1814	26x1,5	9/16-18	33,5	16	10	27
18	SA702016/1822	26x1,5	7/8-14	35	14,5	13	27
22	SA702016/2222	30x2	7/8-14	39.5	19	13	32
22	SA702016/2230	30x2	1"3/16-12	41.5	19	15	35
22	SA702016/2233	30x2	1"5/16-12	41	18,5	15	38

702511

SERIE PESANTE (S) / *HEAVY SERIES*

Terminale diritto
DIN serie S - SAE UNF-UN
per sedi ISO 11926
Connector male
DIN S series - male SAE UNF-UN
with O.R. ISO 11926 ports

SEDI PAG.30 / *PORTS PAG.30*

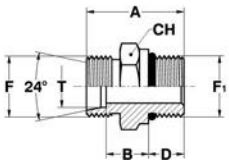

T MM.	RIFERIMENTO REFERENCE	F METRICO METRIC	F1 UNF-UN	A	B	D	CH
6	A702511/0611	14x1,5	7/16-20	32.5	13	11	17
8	A702511/0814	16x1,5	9/16-18	32.5	13	12	19
10	A702511/1014	18x1,5	9/16-18	34.5	14	12	19
12	A702511/1219	20x1,5	3/4-16	36.5	15	14	24
14	A702511/1422	22x1,5	7/8-14	41	17	16	27
16	A702511/1622	24x1,5	7/8-14	41.5	17	16	27
20	A702511/2027	30x2	1"1/16-12	47	18	18,5	32
25	A702511/2533	36x2	1"5/16-12	53.5	20	18,5	41
30	A702511/3041	42x2	1"5/8-12	57	22	18,5	50
38	A702511/3848	52x2	1"7/8-12	58.5	24	18,5	55
12	SA702511/1214	20x1,5	9/16-18	35	15,5	12	22
12	SA702511/1222	20x1,5	7/8-14	39	15,5	16	27
12	SA702511/1233	20x1,5	1"5/16-12	44.5	18,5	18,5	38
16	SA702511/1619	24x1,5	3/4-16	41.5	19	14	27
20	SA702511/2022	30x2	7/8-14	46.5	20	16	32
20	SA702511/2033	30x2	1"5/16-12	48.5	19,5	18,5	38
25	SA702511/2527	36x2	1"1/16-12	52,5	22	18,5	38

FOR S.P.A. - NORME E DIMENSIONI SOGGETTE A MODIFICHE SENZA PREAVVISO.
FOR S.P.A. - DESIGN DETAILS AND SPECIFICATIONS SUBJECT TO CHANGE WITHOUT PRIOR NOTICE.

702038

SERIE LEGGERA (L) / *LIGHT SERIES*

Terminale diritto
DIN serie L - GAS cil. (BSPP)
con O.R. e rondella
per sedi ISO 1179
Connector male
DIN L series - male BSPP
with O.R. and retaining ring
ISO 1179 ports

SEDI PAG.32 / *PORTS PAG.32*

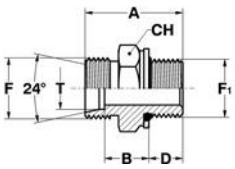

T MM.	RIFERIMENTO REFERENCE	F METRICO METRIC	F1 GAS CIL.BSPP	A	B	D	CH
6	**A702038/0610**	12x1,5	1/8	24	10	7	14
8	**A702038/0813**	14x1,5	1/4	29	12	10	19
10	**A702038/1013**	16x1,5	1/4	30	13	10	19
12	**A702038/1217**	18x1,5	3/8	32	15	10	24
15	**A702038/1521**	22x1,5	1/2	35	16	12	27
18	**A702038/1821**	26x1,5	1/2	36.5	17	12	27
22	**A702038/2226**	30x2	3/4	40.5	19	14	36
28	**A702038/2833**	36x2	1"	43.5	20,5	15,5	41
35	**A702038/3542**	45x2	1"1/4	48,5	20,5	17,5	50
42	**A702038/4248**	52x2	1"1/2	52	21,5	19,5	60
6	**SA702038/0613**	12x1,5	1/4	29	12	10	19
8	**SA702038/0810**	14x1,5	1/8	27	13	7	17
8	**SA702038/0817**	14x1,5	3/8	32.5	15,5	10	24
8	**SA702038/0821**	14x1,5	1/2	36	17	12	27
8	**SA702038/0826**	14x1,5	3/4	36.5	15,5	14	36
10	**SA702038/1017**	16x1,5	3/8	32	15	10	24
10	**SA702038/1021**	16x1,5	1/2	34	15	12	27
10	**SA702038/1026**	16x1,5	3/4	37.5	16,5	14	36
12	**SA702038/1213**	18x1,5	1/4	34	17	10	22
12	**SA702038/1221**	18x1,5	1/2	37	18	12	27
12	**SA702038/1226**	18x1,5	3/4	37.5	16,5	14	36
12	**SA702038/1233**	18x1,5	1"	40.5	18	15,5	41
15	**SA702038/1513**	22x1,5	1/4	33.5	16,5	10	24
15	**SA702038/1517**	22x1,5	3/8	33.5	16,5	10	24
15	**SA702038/1526**	22x1,5	3/4	38.5	17,5	14	36
15	**SA702038/1533**	22x1,5	1"	41.5	19	15,5	41
22	**SA702038/2221**	30x2	1/2	39.5	20	12	32
22	**SA702038/2233**	30x2	1"	43.5	20,5	15,5	41
28	**SA702038/2826**	36x2	3/4	42	20,5	14	38
28	**SA702038/2842**	36x2	1"1/4	46.5	21,5	17,5	50
28	**SA702038/2848**	36x2	1"1/2	52	25	19,5	60
35	**SA702038/3533**	45x2	1"	46	20	15,5	46
35	**SA702038/3548**	45x2	1"1/2	52	22	19,5	60

FOR S.P.A. - NORME E DIMENSIONI SOGGETTE A MODIFICHE SENZA PREAVVISO.
FOR S.P.A. - DESIGN DETAILS AND SPECIFICATIONS SUBJECT TO CHANGE WITHOUT PRIOR NOTICE.

RACCORDI A 24° DIN 3861

24° CONNECTORS DIN 3861

702533

SERIE PESANTE (S) / *HEAVY SERIES*

Terminale diritto
DIN serie S - GAS cil. (BSPP)
con O.R. e rondella
per sedi ISO 1179
Connector male
DIN S series - male BSPP
with O.R. and retaining ring
ISO 1179 ports

SEDI PAG.32 / *PORTS PAG.32*

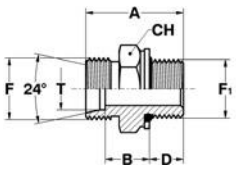

T MM.	RIFERIMENTO REFERENCE	F METRICO METRIC	F1 GAS CIL.BSPP	A	B	D	CH
6	**A702533/0613**	14x1,5	1/4	32	14,5	10	19
8	**A702533/0813**	16x1,5	1/4	34	16,5	10	19
10	**A702533/1017**	18x1,5	3/8	34.5	16,5	10	24
12	**A702533/1217**	20x1,5	3/8	36.5	18,5	10	24
14	**A702533/1421**	22x1,5	1/2	41	21	12	27
16	**A702533/1621**	24x1,5	1/2	41.5	21	12	27
20	**A702533/2026**	30x2	3/4	46.5	22	14	36
25	**A702533/2533**	36x2	1"	53	25,5	15,5	41
30	**A702533/3042**	42x2	1"1/4	57	26	17,5	50
38	**A702533/3848**	52x2	1"1/2	64	28,5	19,5	60
6	**SA702533/0617**	14x1,5	3/8	34.5	17,5	10	24
8	**SA702533/0817**	16x1,5	3/8	34.5	17,5	10	24
10	**SA702533/1021**	18x1,5	1/2	38	18,5	12	27
12	**SA702533/1221**	20x1,5	1/2	39	19,5	12	27
14	**SA702533/1413**	22x1,5	1/4	37	19	10	24
16	**SA702533/1617**	24x1,5	3/8	39.5	21	10	27
16	**SA702533/1626**	24x1,5	3/4	44	21,5	14	36
16	**SA702533/1633**	24x1,5	1"	49	25	15,5	41
20	**SA702533/2021**	30x2	1/2	44.5	22	12	32
20	**SA702533/2033**	30x2	1"	47	21	15,5	41
20	**SA702533/2042**	30x2	1"1/4	53	25	17,5	50
25	**SA702533/2521**	36x2	1/2	47	23	12	38
25	**SA702533/2526**	36x2	3/4	49	23	14	41
30	**SA702533/3026**	42x2	3/4	51	23,5	14	46
30	**SA702533/3033**	42x2	1"	55	26	15,5	46
38	**SA702533/3842**	52x2	1"1/4	60	26,5	17,5	55

FOR S.P.A. - NORME E DIMENSIONI SOGGETTE A MODIFICHE SENZA PREAVVISO.
FOR S.P.A. - DESIGN DETAILS AND SPECIFICATIONS SUBJECT TO CHANGE WITHOUT PRIOR NOTICE.

702236

SERIE LEGGERA (L) / *LIGHT SERIES*

Terminale diritto
DIN serie L - GAS cil. (JIS)
con O.R. per sedi JIS 2351
Connector male
DIN L series - male JIS
with O.R. JIS 2351 ports

SEDI PAG.31 / *PORTS PAG.31*

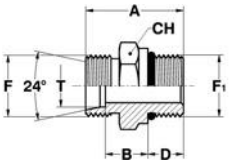

T MM.	RIFERIMENTO REFERENCE	F METRICO METRIC	F1 GAS CIL.JIS	A	B	D	CH
6	**A702236/0610**	12x1,5	1/8	25	9	9	14
6	**A702236/0613**	12x1,5	1/4	29	10	12	19
8	**A702236/0810**	14x1,5	1/8	28	12	9	17
8	**A702236/0813**	14x1,5	1/4	29	10	12	19
8	**A702236/0817**	14x1,5	3/8	32.5	13,5	12	22
8	**A702236/0821**	14x1,5	1/2	38	15	16	27
8	**A702236/0826**	14x1,5	3/4	39	15	17	36
10	**A702236/1013**	16x1,5	1/4	30	11	12	19
10	**A702236/1017**	16x1,5	3/8	32	13	12	22
10	**A702236/1021**	16x1,5	1/2	36	11	16	27
10	**A702236/1026**	16x1,5	3/4	39	15	17	36
12	**A702236/1213**	18x1,5	1/4	34	15	12	22
12	**A702236/1217**	18x1,5	3/8	32	13	12	22
12	**A702236/1221**	18x1,5	1/2	39	16	16	27
12	**A702236/1226**	18x1,5	3/4	39	15	17	36
12	**A702236/1233**	18x1,5	1"	42,5	17,5	20	41
15	**A702236/1513**	22x1,5	1/4	33.5	14,5	12	24
15	**A702236/1517**	22x1,5	3/8	33.5	14,5	12	24
15	**A702236/1521**	22x1,5	1/2	37	14	16	27
15	**A702236/1526**	22x1,5	3/4	39,5	15,5	17	36
15	**A702236/1533**	22x1,5	1"	43,5	16,5	20	41
22	**A702236/2221**	30x2	1/2	41,5	18,5	16	32
18	**A702236/1821**	26x1,5	1/2	38,5	15	16	27
22	**A702236/2226**	30x2	3/4	41,5	17	17	36
22	**A702236/2233**	30x2	1"	45,5	18	20	41
28	**A702236/2826**	36x2	3/4	43	18,5	17	38
28	**A702236/2833**	36x2	1"	45,5	18	20	41
28	**A702236/2842**	36x2	1"1/4	46.5	19	20	50
28	**A702236/2848**	36x2	1"1/2	50	22,5	20	55
35	**A702236/3533**	45x2	1"	48	17,5	20	46
35	**A702236/3542**	45x2	1"1/4	48,5	18	20	50
35	**A702236/3548**	45x2	1"1/2	50	17,5	20	55
42	**A702236/4248**	52x2	1"1/2	50	19	20	55

FOR S.P.A. - NORME E DIMENSIONI SOGGETTE A MODIFICHE SENZA PREAVVISO.
FOR S.P.A. - DESIGN DETAILS AND SPECIFICATIONS SUBJECT TO CHANGE WITHOUT PRIOR NOTICE.

RACCORDI A 24° DIN 3861

24° CONNECTORS DIN 3861

702731

SERIE PESANTE (S) / *HEAVY SERIES*

Terminale diritto
DIN serie S - GAS cil. (JIS)
con O.R. per sedi JIS 2351
Connector male
DIN S series - male JIS
with O.R. JIS 2351 ports

SEDI PAG.31 / *PORTS PAG.31*

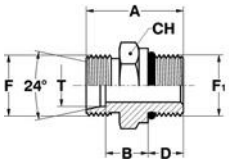

T MM.	RIFERIMENTO REFERENCE	F METRICO METRIC	F1 GAS CIL.JIS	A	B	D	CH
6	**A702731/0613**	14x1,5	1/4	32	13	12	19
8	**A702731/0813**	16x1,5	1/4	34	15	12	19
10	**A702731/1017**	18x1,5	3/8	34.5	15	12	22
12	**A702731/1217**	20x1,5	3/8	36.5	17	12	22
14	**A702731/1421**	22x1,5	1/2	43	19	16	27
16	**A702731/1621**	24x1,5	1/2	43,5	19,5	16	27
20	**A702731/2026**	30x2	3/4	47,5	20	17	36
25	**A702731/2533**	36x2	1"	55	23	20	41
30	**A702731/3042**	42x2	1"1/4	57	23,5	20	50
38	**A702731/3848**	52x2	1"1/2	62	26	20	55
6	**A702731/0617**	14x1,5	3/8	34.5	15,5	12	22
8	**A702731/0817**	16x1,5	3/8	34.5	15,5	12	22
10	**A702731/1021**	18x1,5	1/2	40	16,5	16	27
12	**A702731/1221**	20x1,5	1/2	41	17,5	16	27
14	**A702731/1413**	22x1,5	1/4	37	17	12	24
16	**A702731/1617**	24x1,5	3/8	39.5	19	12	27
16	**A702731/1626**	24x1,5	3/4	45	19,5	17	36
16	**A702731/1633**	24x1,5	1"	51	22,5	20	41
20	**A702731/2021**	30x2	1/2	46,5	20	16	32
20	**A702731/2033**	30x2	1"	49	18,5	20	41
20	**A702731/2042**	30x2	1"1/4	53	22,5	20	50
25	**A702731/2521**	36x2	1/2	49	21	16	38
25	**A702731/2526**	36x2	3/4	50	21	17	41
30	**A702731/3026**	42x2	3/4	52	21,5	17	46
30	**A702731/3033**	42x2	1"	57	23,5	20	46
38	**A702731/3842**	52x2	1"1/4	60	24	20	55

FOR S.P.A. - NORME E DIMENSIONI SOGGETTE A MODIFICHE SENZA PREAVVISO.
FOR S.P.A. - DESIGN DETAILS AND SPECIFICATIONS SUBJECT TO CHANGE WITHOUT PRIOR NOTICE.

702137

SERIE LEGGERA (L) / *LIGHT SERIES*

Terminale diritto
DIN serie L - GAS cil. (BSPP)
con tenuta ad elastomero
per sedi ISO 1179
Connector male
DIN L series - male BSPP
with elastomer seal
ISO 1179 ports

SEDI PAG.34 / *PORTS PAG.34*

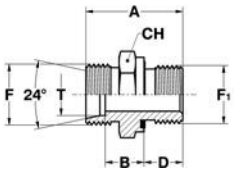

T MM.	RIFERIMENTO REFERENCE	F METRICO METRIC	F1 GAS CIL.BSPP	A	B	D	CH
6	A702137/0610	12x1,5	1/8	23,5	8,5	8	14
8	A702137/0813	14x1,5	1/4	29	10	12	19
10	A702137/1013	16x1,5	1/4	30	11	12	19
12	A702137/1217	18x1,5	3/8	31.5	12,5	12	22
15	A702137/1521	22x1,5	1/2	35	14	14	27
18	A702137/1821	26x1,5	1/2	36	14,5	14	27
22	A702137/2226	30x2	3/4	40	16,5	16	32
28	A702137/2833	36x2	1"	43	17,5	18	41
35	A702137/3542	45x2	1"1/4	48	17,5	20	50
42	A702137/4248	52x2	1"1/2	52	19	22	55
8	SA702137/0817	14x1,5	3/8	30.5	11,5	12	22
8	SA702137/0821	14x1,5	1/2	34	13	14	27
12	SA702137/1213	18x1,5	1/4	31,5	12,5	12	19
12	SA702137/1221	18x1,5	1/2	35	14	14	27
15	SA702137/1526	22x1,5	3/4	38	15	16	32
18	SA702137/1817	26x1,5	3/8	35	15,5	12	27
18	SA702137/1826	26x1,5	3/4	38	14,5	16	32
22	SA702137/2221	30x2	1/2	38	16,5	14	32
22	SA702137/2233	30x2	1"	43	17,5	18	41

702632

SERIE PESANTE (S) / *HEAVY SERIES*

Terminale diritto
DIN serie S - GAS cil. (BSPP)
con tenuta ad elastomero
per sedi ISO 1179
Connector male
DIN S series - male BSPP
with elastomer seal
ISO 1179 ports

SEDI PAG.34 / *PORTS PAG.34*

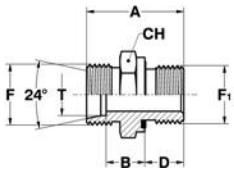

T MM.	RIFERIMENTO REFERENCE	F METRICO METRIC	F1 GAS CIL.BSPP	A	B	D	CH
6	A702632/0613	14x1,5	1/4	32	13	12	19
8	A702632/0813	16x1,5	1/4	34	15	12	19
10	A702632/1017	18x1,5	3/8	34,5	15	12	22
12	A702632/1217	20x1,5	3/8	36,5	17	12	22
12	A702632/1221	20x1,5	1/2	39	17,5	14	27
14	A702632/1421	22x1,5	1/2	41	19	14	27
16	A702632/1621	24x1,5	1/2	41	18,5	14	27
16	A702632/1626	24x1,5	3/4	45	20,5	16	32
20	A702632/2026	30x2	3/4	47	20,5	16	32
25	A702632/2533	36x2	1"	53	23	18	41
30	A702632/3042	42x2	1"1/4	57	23,5	20	50
38	A702632/3848	52x2	1"1/2	64	26	22	55
6	SA702632/0617	14x1,5	3/8	32.5	13,5	12	22
8	SA702632/0817	16x1,5	3/8	32.5	13,5	12	22
8	SA702632/0821	16x1,5	1/2	39	18	14	27
10	SA702632/1021	18x1,5	1/2	39	17,5	14	27
12	SA702632/1213	20x1,5	1/4	35,5	16	12	22
16	SA702632/1613	24x1,5	1/4	38	17,5	12	27
20	SA702632/2042	30x2	1"1/4	53	22,5	20	50
25	SA702632/2542	36x2	1"1/4	55	23	20	50

FOR S.P.A. - NORME E DIMENSIONI SOGGETTE A MODIFICHE SENZA PREAVVISO.
FOR S.P.A. - DESIGN DETAILS AND SPECIFICATIONS SUBJECT TO CHANGE WITHOUT PRIOR NOTICE.

RACCORDI A 24° DIN 3861

24° CONNECTORS DIN 3861

702050

SERIE LEGGERA (L) / *LIGHT SERIES*

Terminale diritto
DIN serie L - Metrico cil.
con O.R. e rondella
per sedi ISO 9974
Connector male
DIN L series - male Metric
with O.R. and retaining ring
ISO 9974 ports

SEDI PAG.32 / *PORTS PAG.32*

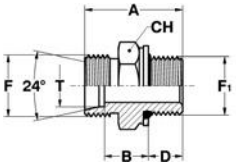

T MM.	RIFERIMENTO REFERENCE	F METRICO METRIC	F1 METRICO METRIC	A	B	D	CH
6	**A702050/0610**	12x1,5	10x1	25	10,5	7,5	14
8	**A702050/0812**	14x1,5	12x1,5	28	11,5	9,5	17
8	**A702050/0818**	14x1,5	18x1,5	31,5	13,5	11	24
10	**A702050/1014**	16x1,5	14x1,5	29	12,5	9,5	19
12	**A702050/1216**	18x1,5	16x1,5	31	14	10	22
15	**A702050/1518**	22x1,5	18x1,5	33	15	11	24
18	**A702050/1822**	26x1,5	22x1,5	35	16	11,5	27
22	**A702050/2226**	30x2	26x1,5	39	17,5	14	36
28	**A702050/2833**	36x2	33x2	41	19,5	14	41
35	**A702050/3542**	45x2	42x2	44	22,5	14	50
42	**A702050/4248**	52x2	48x2	47,5	21	15,5	55
6	**SA702050/0612**	12x1,5	12x1,5	28	11,5	9,5	17
8	**SA702050/0810**	14x1,5	10x1	26	11,5	7,5	17
8	**SA702050/0814**	14x1,5	14x1,5	31	14,5	9,5	19
8	**SA702050/0816**	14x1,5	16x1,5	31,5	14,5	10	22
10	**SA702050/1012**	16x1,5	12x1,5	30	13,5	9,5	17
10	**SA702050/1018**	16x1,5	18x1,5	32,5	14,5	11	24
12	**SA702050/1214**	18x1,5	14x1,5	31	14,5	9,5	19
12	**SA702050/1218**	18x1,5	18x1,5	32,5	14,5	11	24
12	**SA702050/1222**	18x1,5	22x1,5	34	15,5	11,5	27
12	**SA702050/1227**	18x1,5	27x2	38,5	17,5	14	32
15	**SA702050/1522**	22x1,5	22x1,5	35,5	17	11,5	27
15	**SA702050/1526**	22x1,5	26x1,5	39.5	18,5	14	36
15	**SA702050/1527**	22x1,5	27x2	39,5	18,5	14	32
18	**SA702050/1818**	26x1,5	18x1,5	35	16,5	11	27
18	**SA702050/1827**	26x1,5	27x2	39,5	18	14	32
18	**SA702050/1833**	26x1,5	33x2	39,5	18	14	41
22	**SA702050/2218**	30x2	18x1,5	38,5	20	11	32
22	**SA702050/2222**	30x2	22x1,5	37	18	11,5	32
28	**SA702050/2818**	36x2	18x1,5	42,5	24	11	38
28	**SA702050/2826**	36x2	26x1,5	42	20,5	14	38
28	**SA702050/2842**	36x2	42x2	42	20,5	14	50

FOR S.P.A. - NORME E DIMENSIONI SOGGETTE A MODIFICHE SENZA PREAVVISO.
FOR S.P.A. - DESIGN DETAILS AND SPECIFICATIONS SUBJECT TO CHANGE WITHOUT PRIOR NOTICE.

702555

SERIE PESANTE (S) / *HEAVY SERIES*

Terminale diritto
DIN serie S - Metrico cil.
con O.R. e rondella
per sedi ISO 9974
Connector male
DIN S series - male Metric
with O.R. and retaining ring
ISO 9974 ports

SEDI PAG.32 / *PORTS PAG.32*

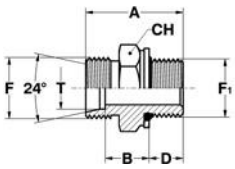

T MM.	RIFERIMENTO REFERENCE	F METRICO METRIC	F1 METRICO METRIC	A	B	D	CH
6	**A702555/0612**	14x1,5	12x1,5	31	14,5	9,5	17
8	**A702555/0814**	16x1,5	14x1,5	33	16,5	9,5	19
10	**A702555/1016**	18x1,5	16x1,5	35	16,5	11	22
12	**A702555/1218**	20x1,5	18x1,5	38,5	18,5	12,5	24
14	**A702555/1420**	22x1,5	20x1,5	39.5	20,5	12,5	27
16	**A702555/1622**	24x1,5	22x1,5	42	20	13,5	27
20	**A702555/2027**	30x2	27x2	49,5	22,5	16,5	32
25	**A702555/2533**	36x2	33x2	53,5	25	16,5	41
30	**A702555/3042**	42x2	42x2	56	26	17	50
38	**A702555/3848**	52x2	48x2	63,5	27,5	20	55
8	**SA702555/0810**	16x1,5	10x1	31.5	16	8,5	19
8	**SA702555/0816**	16x1,5	16x1,5	35	17	11	22
8	**SA702555/0818**	16x1,5	18x1,5	36,5	17	12,5	24
10	**SA702555/1022**	18x1,5	22x1,5	38	17	13,5	27
10	**SA702555/1027**	18x1,5	27x2	46	22	16,5	32
12	**SA702555/1216**	20x1,5	16x1,5	35	16,5	11	22
12	**SA702555/1222**	20x1,5	22x1,5	40.5	19,5	13,5	27
16	**SA702555/1627**	24x1,5	27x2	46	21	16,5	32
20	**SA702555/2022**	30x2	22x1,5	46.5	22,5	13,5	32
20	**SA702555/2026**	30x2	26x1,5	46	21,5	14	36
25	**SA702555/2518**	36x2	18x1,5	47	22,5	12,5	38
25	**SA702555/2527**	36x2	27x2	53	24,5	16,5	38
25	**SA702555/2530**	36x2	30x1,5	49	22	15	41
30	**SA702555/3030**	42x2	30x1,5	52,5	24	15	46
30	**SA702555/3033**	42x2	33x2	55.5	25,5	16,5	46

FOR S.P.A. - NORME E DIMENSIONI SOGGETTE A MODIFICHE SENZA PREAVVISO.
FOR S.P.A. - DESIGN DETAILS AND SPECIFICATIONS SUBJECT TO CHANGE WITHOUT PRIOR NOTICE.

RACCORDI A 24° DIN 3861

24° CONNECTORS DIN 3861

702049

SERIE LEGGERA (L) / *LIGHT SERIES*

Terminale diritto
DIN serie L - Metrico cil.
con O.R. per sedi ISO 6149
Connector male
DIN L series - male Metric
with O.R. ISO 6149 ports

SEDI PAG.30 / *PORTS PAG.30*

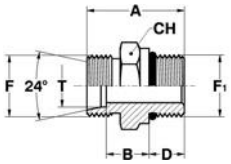

T MM.	RIFERIMENTO REFERENCE	F METRICO METRIC	F1 METRICO METRIC	A	B	D	CH
6	**A702049/0610**	12x1,5	10x1	25	9,5	8,5	14
8	**A702049/0812**	14x1,5	12x1,5	28	10	11	17
8	**A702049/0818**	14x1,5	18x1,5	31,5	12	12,5	24
10	**A702049/1014**	16x1,5	14x1,5	29	11	11	19
12	**A702049/1216**	18x1,5	16x1,5	31	12,5	11,5	22
15	**A702049/1518**	22x1,5	18x1,5	33	13,5	12,5	24
18	**A702049/1822**	26x1,5	22x1,5	35	14,5	13	27
22	**A702049/2227**	30x2	27x2	40	16,5	16	32
28	**A702049/2833**	36x2	33x2	41	17,5	16	41
35	**A702049/3542**	45x2	42x2	44	17,5	16	50
42	**A702049/4248**	52x2	48x2	47,5	19	17,5	55
6	**SA702049/0612**	12x1,5	12x1,5	28	10	11	17
8	**SA702049/0810**	14x1,5	10x1	26	10,5	8,5	17
8	**SA702049/0814**	14x1,5	14x1,5	31	13	11	19
8	**SA702049/0816**	14x1,5	16x1,5	30,5	12	11,5	22
10	**SA702049/1012**	16x1,5	12x1,5	30	12	11	17
10	**SA702049/1018**	16x1,5	18x1,5	32,5	13	12,5	24
12	**SA702049/1214**	18x1,5	14x1,5	31	13	11	22
12	**SA702049/1218**	18x1,5	18x1,5	32,5	13	12,5	24
12	**SA702049/1222**	18x1,5	22x1,5	34	14	13	27
12	**SA702049/1227**	18x1,5	27x2	38,5	15,5	16	32
15	**SA702049/1522**	22x1,5	22x1,5	35,5	15,5	13	27
15	**SA702049/1527**	22x1,5	27x2	39,5	16,5	16	32
18	**SA702049/1818**	26x1,5	18x1,5	35	15	12,5	27
18	**SA702049/1827**	26x1,5	27x2	39,5	16	16	32
18	**SA702049/1833**	26x1,5	33x2	39,5	16	16	41
22	**SA702049/2218**	30x2	18x1,5	38,5	18,5	12,5	32
22	**SA702049/2222**	30x2	22x1,5	37	16,5	13	32
28	**SA702049/2818**	36x2	18x1,5	42,5	22,5	12,5	38
28	**SA702049/2842**	36x2	42x2	42	18,5	16	50

FOR S.P.A. - NORME E DIMENSIONI SOGGETTE A MODIFICHE SENZA PREAVVISO.
FOR S.P.A. - DESIGN DETAILS AND SPECIFICATIONS SUBJECT TO CHANGE WITHOUT PRIOR NOTICE.

702544

SERIE PESANTE (S) / *HEAVY SERIES*

Terminale diritto
DIN serie S - Metrico cil.
con O.R. per sedi ISO 6149
Connector male
DIN S series - male Metric
with O.R. ISO 6149 ports

SEDI PAG.30 / *PORTS PAG.30*

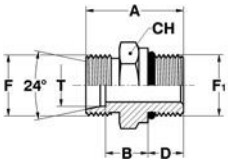

T MM.	RIFERIMENTO REFERENCE	F METRICO METRIC	F1 METRICO METRIC	A	B	D	CH
6	**A702544/0612**	14x1,5	12x1,5	31	13	11	17
8	**A702544/0814**	16x1,5	14x1,5	33	15	11	19
10	**A702544/1016**	18x1,5	16x1,5	35	15	12,5	22
12	**A702544/1218**	20x1,5	18x1,5	38,5	17	14	24
14	**A702544/1420**	22x1,5	20x1,5	39.5	18	14	27
16	**A702544/1622**	24x1,5	22x1,5	42	18,5	15	27
20	**A702544/2027**	30x2	27x2	49,5	20,5	18,5	32
25	**A702544/2533**	36x2	33x2	53,5	23	18,5	41
30	**A702544/3042**	42x2	42x2	56	24	19	50
38	**A702544/3848**	52x2	48x2	63,5	25,5	22	55
6	**SA702544/0610**	14x1,5	10x1	30	13,5	9,5	17
6	**SA702544/0614**	14x1,5	14x1,5	33	15	11	19
8	**SA702544/0810**	16x1,5	10x1	31,5	15	9,5	19
8	**SA702544/0816**	16x1,5	16x1,5	35	15,5	12,5	22
8	**SA702544/0818**	16x1,5	18x1,5	36,5	15,5	14	24
10	**SA702544/1022**	18x1,5	22x1,5	38	15,5	15	27
10	**SA702544/1027**	18x1,5	27x2	46	20	18,5	32
12	**SA702544/1214**	20x1,5	14x1,5	34	15,5	11	22
12	**SA702544/1216**	20x1,5	16x1,5	35	15	12,5	22
12	**SA702544/1222**	20x1,5	22x1,5	40.5	18	15	27
16	**SA702544/1614**	24x1,5	14x1,5	38	18,5	11	27
16	**SA702544/1627**	24x1,5	27x2	46	19	18,5	32
20	**SA702544/2022**	30x2	22x1,5	46,5	21	15	32
25	**SA702544/2518**	36x2	18x1,5	47	21	14	38
25	**SA702544/2527**	36x2	27x2	53	22,5	18,5	38
30	**SA702544/3027**	42x2	27x2	55	23	18,5	46
30	**SA702544/3033**	42x2	33x2	55,5	23,5	18,5	46

FOR S.P.A. - NORME E DIMENSIONI SOGGETTE A MODIFICHE SENZA PREAVVISO.
FOR S.P.A. - DESIGN DETAILS AND SPECIFICATIONS SUBJECT TO CHANGE WITHOUT PRIOR NOTICE.

RACCORDI A 24° DIN 3861

24° CONNECTORS DIN 3861

702148

SERIE LEGGERA (L) / *LIGHT SERIES*

Terminale diritto
DIN serie L - Metrico cil.
con tenuta ad elastomero
per sedi ISO 9974
Connector male
DIN L series - male Metric
with elastomer seal
ISO 9974 ports

SEDI PAG.34 / *PORTS PAG.34*

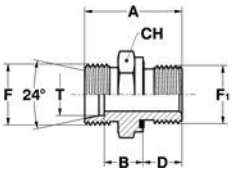

T MM.	RIFERIMENTO REFERENCE	F METRICO METRIC	F1 METRICO METRIC	A	B	D	CH
6	A702148/0610	12x1,5	10x1	23,5	8,5	8	14
8	A702148/0812	14x1,5	12x1,5	29	10	12	17
10	A702148/1014	16x1,5	14x1,5	30	11	12	19
12	A702148/1216	18x1,5	16x1,5	31,5	12,5	12	22
15	A702148/1518	22x1,5	18x1,5	32,5	13,5	12	24
18	A702148/1822	26x1,5	22x1,5	36	14,5	14	27
22	A702148/2226	30x2	26x1,5	40	16,5	16	32
28	A702148/2833	36x2	33x2	43	17,5	18	41
35	A702148/3542	45x2	42x2	48	17,5	20	50
42	A702148/4248	52x2	48x2	52	19	22	55
6	SA702148/0612	12x1,5	12x1,5	29	10	12	17
8	SA702148/0810	14x1,5	10x1	24,5	9,5	8	17
8	SA702148/0814	14x1,5	14x1,5	29	10	12	19
8	SA702148/0818	14x1,5	18x1,5	31	12	12	24
10	SA702148/1012	16x1,5	12x1,5	30	11	12	17
10	SA702148/1016	16x1,5	16x1,5	31,5	12,5	12	22
10	SA702148/1018	16x1,5	18x1,5	32	13	12	24
10	SA702148/1022	16x1,5	22x1,5	34	13	14	27
12	SA702148/1214	18x1,5	14x1,5	31,5	12,5	12	19
12	SA702148/1218	18x1,5	18x1,5	32	13	12	24
15	SA702148/1516	22x1,5	16x1,5	33	14	12	24
15	SA702148/1522	22x1,5	22x1,5	35	14	14	27
15	SA702148/1526	22x1,5	26x1,5	38	15	16	32
22	SA702148/2222	30x2	22x1,5	38	16,5	14	32
22	SA702148/2242	30x2	42x2	46	18,5	20	50
28	SA702148/2826	36x2	26x1,5	42	18,5	16	38

702643

SERIE PESANTE (S) / *HEAVY SERIES*

Terminale diritto
DIN serie S - Metrico cil.
con tenuta ad elastomero
per sedi ISO 9974
Connector male
DIN S series - male Metric
with elastomer seal
ISO 9974 ports

SEDI PAG.34 / *PORTS PAG.34*

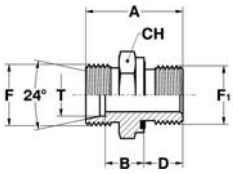

T MM.	RIFERIMENTO REFERENCE	F METRICO METRIC	F1 METRICO METRIC	A	B	D	CH
6	A702643/0612	14x1,5	12x1,5	32	13	12	17
8	A702643/0814	16x1,5	14x1,5	34	15	12	19
10	A702643/1016	18x1,5	16x1,5	34.5	15	12	22
12	A702643/1218	20x1,5	18x1,5	36.5	17	12	24
14	A702643/1420	22x1,5	20x1,5	41	19	14	27
16	A702643/1622	24x1,5	22x1,5	41	18,5	14	27
20	A702643/2027	30x2	27x2	47	20,5	16	32
25	A702643/2533	36x2	33x2	53	23	18	41
30	A702643/3042	42x2	42x2	57	23,5	20	50
38	A702643/3848	52x2	48x2	64	26	22	55
10	SA702643/1027	18x1,5	27x2	43	19,5	16	32
12	SA702643/1222	20x1,5	22x1,5	37,5	16	14	27
20	SA702643/2022	30x2	22x1,5	45	20,5	14	32
25	SA702643/2526	36x2	26x1,5	50,5	22,5	16	41
30	SA702643/3033	42x2	33x2	55	23,5	18	46

FOR S.P.A. - NORME E DIMENSIONI SOGGETTE A MODIFICHE SENZA PREAVVISO.
FOR S.P.A. - DESIGN DETAILS AND SPECIFICATIONS SUBJECT TO CHANGE WITHOUT PRIOR NOTICE.

702258

SERIE LEGGERA (L) / *LIGHT SERIES*

Terminale diritto
DIN serie L - GAS conico (BSPT)
per sedi ISO 7
Connector male
DIN L series - BSPT
taper ISO 7 ports

SEDI PAG.35 / *PORTS PAG.35*

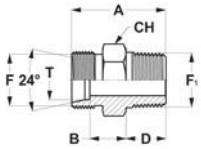

T MM.	RIFERIMENTO REFERENCE	F METRICO METRIC	F1 GAS CON.BSPT	A	B	D	CH
6	A702258/0610	12x1,5	1/8	23	7	9	12
6	A702258/0613	12x1,5	1/4	28	8	13	17
8	A702258/0810	14x1,5	1/8	24	8	9	17
8	A702258/0813	14x1,5	1/4	28	8	13	17
10	A702258/1013	16x1,5	1/4	29	9	13	17
12	A702258/1213	18x1,5	1/4	30	10	13	19
12	A702258/1217	18x1,5	3/8	31	10,5	13,5	19
12	A702258/1221	18x1,5	1/2	33	10,5	15,5	24
15	A702258/1517	22x1,5	3/8	32	11,5	13,5	24
15	A702258/1521	22x1,5	1/2	33,5	11	15,5	24
18	A702258/1821	26x1,5	1/2	34,5	11,5	15,5	27
22	A702258/2226	30x2	3/4	38	13,5	17	32
28	A702258/2833	36x2	1"	41,5	14,5	19,5	41
35	A702258/3542	45x2	1"1/4	46,5	14,5	21,5	46
42	A702258/4248	52x2	1"1/2	48,5	16	21,5	55

702753

SERIE PESANTE (S) / *HEAVY SERIES*

Terminale diritto
DIN serie S - GAS conico (BSPT)
per sedi ISO 7
Connector male
DIN S series - BSPT
taper ISO 7 ports

SEDI PAG.35 / *PORTS PAG.35*

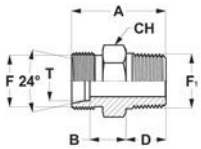

T MM.	RIFERIMENTO REFERENCE	F METRICO METRIC	F1 GAS CON.BSPT	A	B	D	CH
6	A702753/0610	14x1,5	1/8	27	11	9	14
6	A702753/0613	14x1,5	1/4	32	12	13	17
8	A702753/0810	16x1,5	1/8	28	12	9	17
8	A702753/0813	16x1,5	1/4	32	12	13	17
10	A702753/1013	18x1,5	1/4	33	12,5	13	19
12	A702753/1213	20x1,5	1/4	33	12,5	13	19
12	A702753/1217	20x1,5	3/8	33,5	12,5	13,5	19
12	A702753/1221	20x1,5	1/2	37,5	14,5	15,5	24
14	A702753/1417	22x1,5	3/8	37,5	16	13,5	24
14	A702753/1421	22x1,5	1/2	39,5	16	15,5	24
16	A702753/1621	24x1,5	1/2	39,5	15,5	15,5	27
20	A702753/2026	30x2	3/4	45	17,5	17	32
25	A702753/2533	36x2	1"	51,5	20	19,5	41
30	A702753/3042	42x2	1"1/4	55,5	20,5	21,5	46
38	A702753/3848	52x2	1"1/2	60,5	23	21,5	55

FOR S.P.A. - NORME E DIMENSIONI SOGGETTE A MODIFICHE SENZA PREAVVISO.
FOR S.P.A. - DESIGN DETAILS AND SPECIFICATIONS SUBJECT TO CHANGE WITHOUT PRIOR NOTICE.

RACCORDI A 24° DIN 3861

24° CONNECTORS DIN 3861

702269

SERIE LEGGERA (L) / *LIGHT SERIES*

Terminale diritto
DIN serie L - NPTF
per sedi SAE 476
Connector male
DIN L series - NPTF
taper SAE 476 ports

SEDI PAG.35 / *PORTS PAG.35*

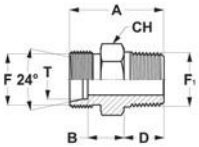

T MM.	RIFERIMENTO REFERENCE	F METRICO METRIC	F1 NPTF	A	B	D	CH
6	**A702269/0610**	12x1,5	1/8	25	8	10	12
6	**A702269/0613**	12x1,5	1/4	30	8,5	14,5	17
6	**A702269/0617**	12x1,5	3/8	30	8,5	14,5	19
6	**A702269/0621**	12x1,5	1/2	36	10	19	22
8	**A702269/0810**	14x1,5	1/8	25	8	10	17
8	**A702269/0813**	14x1,5	1/4	30	8,5	14,5	17
8	**A702269/0817**	14x1,5	3/8	30	8,5	14,5	19
8	**A702269/0821**	14x1,5	1/2	36	10	19	22
10	**A702269/1010**	16x1,5	1/8	26,5	9,5	10	17
10	**A702269/1013**	16x1,5	1/4	31	9,5	14,5	17
10	**A702269/1017**	16x1,5	3/8	32	10,5	14,5	19
10	**A702269/1021**	16x1,5	1/2	37	11	19	22
10	**A702269/1026**	16x1,5	3/4	38	12	19	30
12	**A702269/1210**	18x1,5	1/8	27,5	10,5	10	19
12	**A702269/1213**	18x1,5	1/4	32	10,5	14,5	19
12	**A702269/1217**	18x1,5	3/8	32	10,5	14,5	19
12	**A702269/1221**	18x1,5	1/2	37	11	19	22
15	**A702269/1517**	22x1,5	3/8	33	11,5	14,5	24
15	**A702269/1521**	22x1,5	1/2	38	12	19	24
15	**A702269/1526**	22x1,5	3/4	39	13	19	30
15	**A702269/1533**	22x1,5	1"	45	14	24	36
18	**A702269/1817**	26x1,5	3/8	34	12	14,5	27
18	**A702269/1821**	26x1,5	1/2	39	12,5	19	27
18	**A702269/1826**	26x1,5	3/4	39	12,5	19	30
18	**A702269/1833**	26x1,5	1"	45	13,5	24	36
22	**A702269/2217**	30x2	3/8	36,5	14,5	14,5	32
22	**A702269/2221**	30x2	1/2	41	14,5	19	32
22	**A702269/2226**	30x2	3/4	41	14,5	19	32
22	**A702269/2233**	30x2	1"	47	15,5	24	36
28	**A702269/2826**	36x2	3/4	42	15,5	19	41
28	**A702269/2833**	36x2	1"	47	15,5	24	41
28	**A702269/2842**	36x2	1"1/4	49	17	24,5	46
35	**A702269/3533**	45x2	1"	50	15,5	24	46
35	**A702269/3542**	45x2	1"1/4	51	16	24,5	46
42	**A702269/4242**	52x2	1"1/4	53	17,5	24,5	55
42	**A702269/4248**	52x2	1"1/2	53	16,5	25,5	55

FOR S.P.A. - NORME E DIMENSIONI SOGGETTE A MODIFICHE SENZA PREAVVISO.
FOR S.P.A. - DESIGN DETAILS AND SPECIFICATIONS SUBJECT TO CHANGE WITHOUT PRIOR NOTICE.

702764

SERIE PESANTE (S) / *HEAVY SERIES*

Terminale diritto
DIN serie S - NPTF
per sedi SAE 476
Connector male
DIN S series - NPTF
taper SAE 476 ports

SEDI PAG.35 / *PORTS PAG.35*

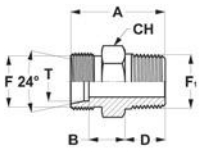

T MM.	RIFERIMENTO REFERENCE	F METRICO METRIC	F1 NPTF	A	B	D	CH
6	A702764/0610	14x1,5	1/8	28	11	10	14
6	A702764/0613	14x1,5	1/4	35	13,5	14,5	17
6	A702764/0617	14x1,5	3/8	33	11,5	14,5	19
6	A702764/0621	14x1,5	1/2	42	16	19	22
8	A702764/0813	16x1,5	1/4	35	13,5	14,5	17
8	A702764/0817	16x1,5	3/8	35	13,5	14,5	19
8	A702764/0821	16x1,5	1/2	42	16	19	22
10	A702764/1013	18x1,5	1/4	35	13	14,5	19
10	A702764/1017	18x1,5	3/8	35	13	14,5	19
10	A702764/1021	18x1,5	1/2	42	15,5	19	22
10	A702764/1026	18x1,5	3/4	44	17,5	19	30
12	A702764/1213	20x1,5	1/4	37	15	14,5	22
12	A702764/1217	20x1,5	3/8	37	15	14,5	22
12	A702764/1221	20x1,5	1/2	42	15,5	19	22
12	A702764/1226	20x1,5	3/4	44	17,5	19	30
14	A702764/1417	22x1,5	3/8	39	16,5	14,5	24
14	A702764/1421	22x1,5	1/2	44	17	19	24
14	A702764/1426	22x1,5	3/4	46	19	19	30
14	A702764/1433	22x1,5	1"	51	19	24	36
16	A702764/1617	24x1,5	3/8	39	16	14,5	27
16	A702764/1621	24x1,5	1/2	46	18,5	19	27
16	A702764/1626	24x1,5	3/4	48	20,5	19	32
16	A702764/1633	24x1,5	1"	51	18,5	24	36
20	A702764/2021	30x2	1/2	48	18,5	19	32
20	A702764/2026	30x2	3/4	48	18,5	19	32
20	A702764/2033	30x2	1"	55	20,5	24	36
25	A702764/2526	36x2	3/4	52	21	19	41
25	A702764/2533	36x2	1"	57	21	24	41
25	A702764/2542	36x2	1"1/4	58	21,5	24,5	46
25	A702764/2548	36x2	1"1/2	61	23,5	25,5	50
30	A702764/3026	42x2	3/4	54	21,5	19	46
30	A702764/3033	42x2	1"	59	21,5	24	46
30	A702764/3042	42x2	1"1/4	60	22	24,5	46
30	A702764/3048	42x2	1"1/2	60	21	25,5	50
38	A702764/3833	52x2	1"	64	24	24	55
38	A702764/3842	52x2	1"1/4	65	24,5	24,5	55
38	A702764/3848	52x2	1"1/2	65	23,5	25,5	55

FOR S.P.A. - NORME E DIMENSIONI SOGGETTE A MODIFICHE SENZA PREAVVISO.
FOR S.P.A. - DESIGN DETAILS AND SPECIFICATIONS SUBJECT TO CHANGE WITHOUT PRIOR NOTICE.

RACCORDI A 24° DIN 3861

24° CONNECTORS DIN 3861

702346

SERIE LEGGERA (L) / *LIGHT SERIES*

Terminale diritto
DIN serie L - GAS cil. (BSPP)
con bordo di tenuta metallico
per sedi ISO 1179
Straight end stud
DIN L series - BSPP
end with metallic seal
for ISO 1179 port

SEDI PAG.36 / *PORTS PAG.36*

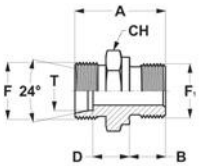

T MM.	RIFERIMENTO REFERENCE	F METRICO METRIC	F1 GAS CIL.BSPP	A	B	D	CH
6	**A702346/0610**	12x1,5	1/8	23,5	8	8,5	14
6	**A702346/0613**	12x1,5	1/4	29	12	10	19
6	**A702346/0617**	12x1,5	3/8	30,5	12	11,5	22
6	**A702346/0621**	12x1,5	1/2	33	14	12	27
8	**A702346/0810**	14x1,5	1/8	24,5	8	8,5	17
8	**A702346/0813**	14x1,5	1/4	29	12	10	19
8	**A702346/0817**	14x1,5	3/8	30,5	12	11,5	22
8	**A702346/0821**	14x1,5	1/2	33	14	12	27
10	**A702346/1010**	16x1,5	1/8	25,5	8	10,5	17
10	**A702346/1013**	16x1,5	1/4	30	12	11	19
10	**A702346/1017**	16x1,5	3/8	31,5	12	12,5	22
10	**A702346/1021**	16x1,5	1/2	34	14	13	27
12	**A702346/1210**	18x1,5	1/8	26,5	8	11,5	19
12	**A702346/1213**	18x1,5	1/4	31	12	12	19
12	**A702346/1217**	18x1,5	3/8	31,5	12	12,5	22
12	**A702346/1221**	18x1,5	1/2	34	14	13	27
12	**A702346/1226**	18x1,5	3/4	37	16	14	32
15	**A702346/1517**	22x1,5	3/8	32,5	12	13,5	24
15	**A702346/1521**	22x1,5	1/2	35	14	14	27
15	**A702346/1526**	22x1,5	3/4	38	16	15	32
18	**A702346/1817**	26x1,5	3/8	33,5	12	14	27
18	**A702346/1821**	26x1,5	1/2	36	14	14,5	27
18	**A702346/1826**	26x1,5	3/4	38	16	14,5	32
22	**A702346/2221**	30x2	1/2	38	14	16,5	32
22	**A702346/2226**	30x2	3/4	40	16	16,5	32
22	**A702346/2233**	30x2	1"	43	18	17,5	41
28	**A702346/2821**	36x2	1/2	39	14	17,5	41
28	**A702346/2826**	36x2	3/4	41	16	17,5	38
28	**A702346/2833**	36x2	1"	43	18	17,5	41
28	**A702346/2842**	36x2	1"1/4	46	20	18,5	50
35	**A702346/3521**	45x2	1/2	42	14	17,5	46
35	**A702346/3526**	45x2	3/4	44	16	17,5	46
35	**A702346/3533**	45x2	1"	46	18	17,5	46
35	**A702346/3542**	45x2	1"1/4	48	20	17,5	50
35	**A702346/3548**	45x2	1"1/2	52	22	19,5	55
42	**A702346/4233**	52x2	1"	48	18	19	55
42	**A702346/4242**	52x2	1"1/4	50	20	19	55
42	**A702346/4248**	52x2	1"1/2	52	22	19	55

FOR S.P.A. - NORME E DIMENSIONI SOGGETTE A MODIFICHE SENZA PREAVVISO.
FOR S.P.A. - DESIGN DETAILS AND SPECIFICATIONS SUBJECT TO CHANGE WITHOUT PRIOR NOTICE.

702841

SERIE PESANTE (S) / *HEAVY SERIES*

Terminale diritto
DIN serie S - GAS cil. (BSPP)
con bordo di tenuta metallico
per sedi ISO 1179
Straight end stud male
DIN S series - BSPP end with
metallic seal for ISO 1179 port

SEDI PAG.36 / *PORTS PAG.36*

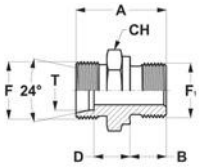

T MM.	RIFERIMENTO REFERENCE	F METRICO METRIC	F1 GAS CIL.BSPP	A	B	D	CH
6	**A702841/0610**	14x1,5	1/8	27,5	8	12,5	14
6	**A702841/0613**	14x1,5	1/4	32	12	13	19
6	**A702841/0617**	14x1,5	3/8	34,5	12	15,5	22
6	**A702841/0621**	14x1,5	1/2	39	14	18	27
8	**A702841/0813**	16x1,5	1/4	34	12	15	19
8	**A702841/0817**	16x1,5	3/8	34,5	12	15,5	22
8	**A702841/0821**	16x1,5	1/2	39	14	18	27
10	**A702841/1013**	18x1,5	1/4	34	12	14,5	19
10	**A702841/1017**	18x1,5	3/8	34,5	12	15	22
10	**A702841/1021**	18x1,5	1/2	39	14	17,5	27
12	**A702841/1213**	20x1,5	1/4	36	12	16,5	22
12	**A702841/1217**	20x1,5	3/8	36,5	12	17	22
12	**A702841/1221**	20x1,5	1/2	39	14	17,5	27
14	**A702841/1417**	22x1,5	3/8	38,5	12	18,5	24
14	**A702841/1421**	22x1,5	1/2	41	14	19	27
16	**A702841/1617**	24x1,5	3/8	38,5	12	18	27
16	**A702841/1621**	24x1,5	1/2	41	14	18,5	27
16	**A702841/1626**	24x1,5	3/4	45	16	20,5	32
20	**A702841/2021**	30x2	1/2	45	14	20,5	32
20	**A702841/2026**	30x2	3/4	47	16	20,5	32
20	**A702841/2033**	30x2	1"	51	18	22,5	41
20	**A702841/2042**	30x2	1"1/4	53	20	22,5	50
25	**A702841/2526**	36x2	3/4	51	16	23	41
25	**A702841/2533**	36x2	1"	53	18	23	41
25	**A702841/2542**	36x2	1"1/4	55	20	23	50
30	**A702841/3033**	42x2	1"	55	18	23,5	46
30	**A702841/3042**	42x2	1"1/4	57	20	23,5	50
38	**A702841/3842**	52x2	1"1/4	62	20	26	55
38	**A702841/3848**	52x2	1"1/2	64	22	26	55

FOR S.P.A. - NORME E DIMENSIONI SOGGETTE A MODIFICHE SENZA PREAVVISO.
FOR S.P.A. - DESIGN DETAILS AND SPECIFICATIONS SUBJECT TO CHANGE WITHOUT PRIOR NOTICE.

RACCORDI A 24° DIN 3861

24° CONNECTORS DIN 3861

702357

SERIE LEGGERA (L) / *LIGHT SERIES*

Terminale diritto
DIN serie L - Metrico cil.
con bordo di tenuta metallico
per sedi ISO 9974
Straight end stud
DIN L series - Metric
end with metallic seal
for ISO 9974 port

SEDI PAG.37 / *PORTS PAG.37*

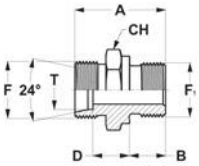

T MM.	RIFERIMENTO REFERENCE	F METRICO METRIC	F1 METRICO METRIC	A	B	D	CH
6	**A702357/0610**	12x1,5	10x1	23,5	8	8,5	14
8	**A702357/0812**	14x1,5	12x1,5	29	12	10	17
10	**A702357/1010**	16x1,5	10x1	25,5	8	10,5	17
10	**A702357/1012**	16x1,5	12x1,5	30	12	11	17
10	**A702357/1014**	16x1,5	14x1,5	30	12	11	19
10	**A702357/1016**	16x1,5	16x1,5	31,5	12	12	22
10	**A702357/1018**	16x1,5	18x1,5	31,5	12	12,5	24
10	**A702357/1022**	16x1,5	22x1,5	35	14	14	27
12	**A702357/1214**	18x1,5	14x1,5	30	12	11	19
12	**A702357/1216**	18x1,5	16x1,5	31,5	12	12,5	22
12	**A702357/1218**	18x1,5	18x1,5	31,5	12	12,5	24
12	**A702357/1222**	18x1,5	22x1,5	31,5	14	14	27
15	**A702357/1516**	22x1,5	16x1,5	32	12	13	24
15	**A702357/1518**	22x1,5	18x1,5	32,5	12	13,5	24
15	**A702357/1522**	22x1,5	22x1,5	36	14	15	27
18	**A702357/1818**	26x1,5	18x1,5	33,5	12	14	27
18	**A702357/1822**	26x1,5	22x1,5	36	14	14,5	27
22	**A702357/2222**	30x2	22x1,5	38	14	16,5	32
22	**A702357/2226**	30x2	26x1,5	40	16	16,5	32
28	**A702357/2833**	36x2	33x2	43	18	17,5	41
35	**A702357/3542**	45x2	42x2	48	20	17,5	50
42	**A702357/4248**	52x2	48x2	52	22	19	55

702852

SERIE PESANTE (S) / *HEAVY SERIES*

Terminale diritto
DIN serie S - Metrico cil.
con bordo di tenuta metallico
per sedi ISO 9974
Straight end stud male
DIN S - Metric end with
metallic seal for ISO 9974 port

SEDI PAG.37 / *PORTS PAG.37*

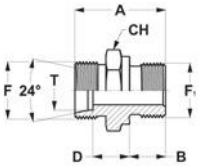

T MM.	RIFERIMENTO REFERENCE	F METRICO METRIC	F1 METRICO METRIC	A	B	D	CH
6	**A702852/0612**	14x1,5	12x1,5	32	12	13	17
6	**A702852/0614**	14x1,5	14x1,5	34	12	15	19
8	**A702852/0814**	16x1,5	14x1,5	34	12	15	19
10	**A702852/1016**	18x1,5	16x1,5	34,5	12	15	22
12	**A702852/1214**	20x1,5	14x1,5	36	12	16,5	22
12	**A702852/1218**	20x1,5	18x1,5	36,5	12	17	24
12	**A702852/1222**	20x1,5	22x1,5	39	14	17,5	27
14	**A702852/1420**	22x1,5	20x1,5	41	14	19	27
16	**A702852/1618**	24x1,5	18x1,5	38,5	12	18	27
16	**A702852/1622**	24x1,5	22x1,5	41	14	18,5	27
20	**A702852/2027**	30x2	27x2	47	16	20,5	32
25	**A702852/2533**	36x2	33x2	53	18	23	41
30	**A702852/3042**	42x2	42x2	57	20	23,5	50
38	**A702852/3848**	52x2	48x2	64	22	26	55

FOR S.P.A. - NORME E DIMENSIONI SOGGETTE A MODIFICHE SENZA PREAVVISO.
FOR S.P.A. - DESIGN DETAILS AND SPECIFICATIONS SUBJECT TO CHANGE WITHOUT PRIOR NOTICE.

702083

SERIE LEGGERA (L) / *LIGHT SERIES*

Terminale diritto femmina
DIN serie L - SAE UNF-UN
per sedi ISO 11926
Connector swivel female
DIN L series - male SAE UNF-UN
with O.R. ISO 11926 ports

SEDI PAG.30 / *PORTS PAG.30*

T MM.	RIFERIMENTO REFERENCE	F METRICO METRIC	F1 UNF-UN	A	B	D	CH	CH1
6	**A702083/0611**	12x1,5	7/16-20	33	18	9	14	14
8	**A702083/0812**	14x1,5	1/2-20	32,5	17,5	9	17	17
10	**A702083/1014**	16x1,5	9/16-18	37	17	10	19	19
12	**A702083/1219**	18x1,5	3/4-16	39,5	18,5	11	22	22
15	**A702083/1522**	22x1,5	7/8-14	44,5	21,5	13	27	27
18	**A702083/1827**	26x1,5	1"1/16-12	48	21,5	15	32	32
22	**A702083/2227**	30x2	1"1/16-12	50,5	23,5	15	32	36
28	**A702083/2833**	36x2	1"5/16-12	52	22	15	41	41
35	**A702083/3541**	45x2	1"5/8-12	57	31	15	48	50
42	**A702083/4248**	52x2	1"7/8-12	60	31	15	55	60

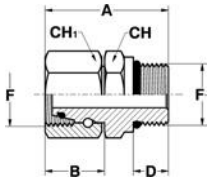

702588

SERIE PESANTE (S) / *HEAVY SERIES*

Terminale diritto femmina
DIN serie S - SAE UNF-UN
per sedi ISO 11926
Connector swivel female
DIN S series - male SAE UNF-UN
with O.R. ISO 11926 ports

SEDI PAG.30 / *PORTS PAG.30*

T MM.	RIFERIMENTO REFERENCE	F METRICO METRIC	F1 UNF-UN	A	B	D	CH	CH1
6	**A702588/0611**	14x1,5	7/16-20	38	17	11	16	17
8	**A702588/0814**	16x1,5	9/16-18	39	17	12	19	19
10	**A702588/1014**	18x1,5	9/16-18	42	18,5	12	19	22
12	**A702588/1219**	20x1,5	3/4-16	45	25	14	24	24
14	**A702588/1422**	22x1,5	7/8-14	50	21,5	16	27	27
16	**A702588/1622**	24x1,5	7/8-14	51	21	16	27	30
20	**A702588/2027**	30x2	1"1/16-12	58	29,5	18,5	32	36
25	**A702588/2533**	36x2	1"5/16-12	62	28,5	18,5	38	46
30	**A702588/3041**	42x2	1"5/8-12	66	30,5	18,5	48	50
38	**A702588/3848**	52x2	1"7/8-12	72	37,5	18,5	55	60

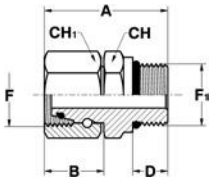

FOR S.P.A. - NORME E DIMENSIONI SOGGETTE A MODIFICHE SENZA PREAVVISO.
FOR S.P.A. - DESIGN DETAILS AND SPECIFICATIONS SUBJECT TO CHANGE WITHOUT PRIOR NOTICE.

RACCORDI A 24° DIN 3861

24° CONNECTORS DIN 3861

702104

SERIE LEGGERA (L) / *LIGHT SERIES*

Terminale diritto femmina
DIN serie L - GAS cil. (BSPP)
con O.R. e rondella
per sedi ISO 1179
Connector swivel female
DIN L series - male BSPP
with O.R. and retaining ring
ISO 1179 ports

SEDI PAG.32 / *PORTS PAG.32*

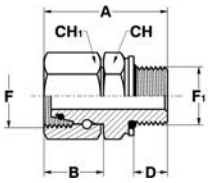

T MM.	RIFERIMENTO REFERENCE	F METRICO METRIC	F1 GAS CIL.BSPP	A	B	D	CH	CH1
6	**A702104/0610**	12x1,5	1/8	32	18	7	14	14
8	**A702104/0813**	14x1,5	1/4	36,5	17,5	10	19	17
10	**A702104/1013**	16x1,5	1/4	37	17	10	19	19
12	**A702104/1217**	18x1,5	3/8	39	18,5	10	24	22
15	**A702104/1521**	22x1,5	1/2	44,5	21,5	12	27	27
18	**A702104/1821**	26x1,5	1/2	44,5	21,5	12	27	32
22	**A702104/2226**	30x2	3/4	51,5	23,5	14	36	36
28	**A702104/2833**	36x2	1"	52,5	22	15,5	41	41
35	**A702104/3542**	45x2	1"1/4	59	31	17,5	50	50
42	**A702104/4248**	52x2	1"1/2	62	31	19,5	60	60
15	**SA702104/1526**	22x1,5	3/4	48	21,5	14	36	27

702609

SERIE PESANTE (S) / *HEAVY SERIES*

Terminale diritto femmina
DIN serie S - GAS cil. (BSPP)
con O.R. e rondella
per sedi ISO 1179
Connector swivel female
DIN S series - male BSPP
with O.R. and retaining ring
ISO 1179 ports

SEDI PAG.32 / *PORTS PAG.32*

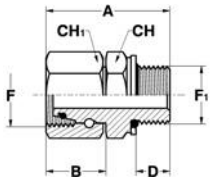

T MM.	RIFERIMENTO REFERENCE	F METRICO METRIC	F1 GAS CIL.BSPP	A	B	D	CH	CH1
6	**A702609/0613**	14x1,5	1/4	38	17	10	19	17
8	**A702609/0813**	16x1,5	1/4	39,5	17	10	19	19
10	**A702609/1017**	18x1,5	3/8	42,5	18,5	10	24	22
12	**A702609/1217**	20x1,5	3/8	45,5	25	10	24	24
14	**A702609/1421**	22x1,5	1/2	50	21,5	12	27	27
16	**A702609/1621**	24x1,5	1/2	49	21	12	27	30
20	**A702609/2026**	30x2	3/4	57,5	29,5	14	36	36
25	**A702609/2533**	36x2	1"	61,5	28,5	15,5	41	46
30	**A702609/3042**	42x2	1"1/4	68	30,5	17,5	50	50
38	**A702609/3848**	52x2	1"1/2	77,5	37,5	19,5	60	60
8	**SA702609/0817**	16x1,5	3/8	40	17	10	24	19
12	**SA702609/1221**	20x1,5	1/2	45	25	12	27	24
16	**SA702609/1617**	24x1,5	3/8	45	21	10	24	30
20	**SA702609/2021**	30x2	1/2	55,5	29,5	12	27	36
25	**SA702609/2526**	36x2	3/4	59	28,5	14	36	46
30	**SA702609/3033**	42x2	1"	63,5	30,5	15,5	41	50

FOR S.P.A. - NORME E DIMENSIONI SOGGETTE A MODIFICHE SENZA PREAVVISO.
FOR S.P.A. - DESIGN DETAILS AND SPECIFICATIONS SUBJECT TO CHANGE WITHOUT PRIOR NOTICE.

702247

SERIE LEGGERA (L) / *LIGHT SERIES*

Terminale diritto femmina DIN serie L - GAS cil. (JIS) con O.R. per sedi JIS 2351
Connector swivel female DIN L series - male JIS with O.R. JIS 2351 ports

SEDI PAG.31 / *PORTS PAG.31*

T MM.	RIFERIMENTO REFERENCE	F METRICO METRIC	F1 GAS CIL.JIS	A	B	D	CH	CH1
6	**A702247/0610**	12x1,5	1/8	33	18	9	14	14
8	**A702247/0813**	14x1,5	1/4	36,5	17,5	12	19	17
10	**A702247/1013**	16x1,5	1/4	37	17	12	19	19
12	**A702247/1217**	18x1,5	3/8	39,5	18,5	12	22	22
15	**A702247/1521**	22x1,5	1/2	46,5	21,5	16	27	27
18	**A702247/1821**	26x1,5	1/2	46	21	16	27	32
22	**A702247/2226**	30x2	3/4	52,5	23,5	17	36	36
28	**A702247/2833**	36x2	1"	54,5	22	20	41	41
35	**A702247/3542**	45x2	1"1/4	63,5	31	20	50	50
42	**A702247/4248**	52x2	1"1/2	65	31	20	55	60

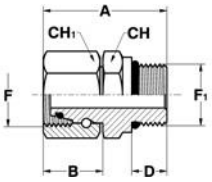

702742

SERIE PESANTE (S) / *HEAVY SERIES*

Terminale diritto femmina DIN serie S - GAS cil. (JIS) con O.R. per sedi JIS 2351
Connector swivel female DIN S series - male JISù with O.R. JIS 2351 ports

SEDI PAG.31 / *PORTS PAG.31*

T MM.	RIFERIMENTO REFERENCE	F METRICO METRIC	F1 GAS CIL.JIS	A	B	D	CH	CH1
6	**A702742/0613**	14x1,5	1/4	38	17	12	19	17
8	**A702742/0813**	16x1,5	1/4	39,5	17	12	19	19
8	**A702742/0817**	16x1,5	3/8	40	17	12	22	19
10	**A702742/1017**	18x1,5	3/8	42,5	18,5	12	22	22
12	**A702742/1217**	20x1,5	3/8	45,5	25	12	22	24
12	**A702742/1221**	20x1,5	1/2	52	25	16	27	24
14	**A702742/1421**	22x1,5	1/2	52	21,5	16	27	27
16	**A702742/1617**	24x1,5	3/8	45	21	12	24	30
16	**A702742/1621**	24x1,5	1/2	51	21	16	27	30
20	**A702742/2021**	30x2	1/2	57,5	29,5	16	27	36
20	**A702742/2026**	30x2	3/4	58,5	29,5	17	36	36
25	**A702742/2526**	36x2	3/4	60	28,5	17	36	46
25	**A702742/2533**	36x2	1"	63,5	28,5	20	41	46
30	**A702742/3033**	42x2	1"	65	30,5	20	41	50
30	**A702742/3042**	42x2	1"1/4	68	30,5	20	50	50
38	**A702742/3848**	52x2	1"1/2	75,5	37,5	20	55	60

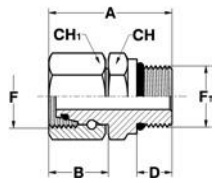

FOR S.P.A. - NORME E DIMENSIONI SOGGETTE A MODIFICHE SENZA PREAVVISO.
FOR S.P.A. - DESIGN DETAILS AND SPECIFICATIONS SUBJECT TO CHANGE WITHOUT PRIOR NOTICE.

RACCORDI A 24° DIN 3861

24° CONNECTORS DIN 3861

702159

SERIE LEGGERA (L) / *LIGHT SERIES*

Terminale diritto femmina
DIN serie L - GAS cil. (BSPP)
con tenuta ad elastomero
per sedi ISO 1179
Connector swivel female
DIN L series - male BSPP
with elastomer seal
ISO 1179 ports

SEDI PAG.34 / *PORTS PAG.34*

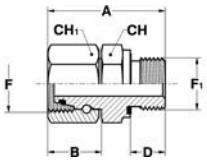

T MM.	RIFERIMENTO REFERENCE	F METRICO METRIC	F1 GAS CIL.BSPP	A	B	D	CH	CH1
6	**A702159/0610**	12x1,5	1/8	31,5	18	8	14	14
8	**A702159/0813**	14x1,5	1/4	38	17,5	12	19	17
10	**A702159/1013**	16x1,5	1/4	39,5	17	12	19	19
12	**A702159/1217**	18x1,5	3/8	40	18,5	12	22	22
15	**A702159/1521**	22x1,5	1/2	47	21,5	14	27	27
18	**A702159/1821**	26x1,5	1/2	47	21	14	27	32
22	**A702159/2226**	30x2	3/4	52	23,5	16	32	36
28	**A702159/2833**	36x2	1"	53	22	18	41	46
35	**A702159/3542**	45x2	1"1/4	67,5	31	20	50	50
42	**A702159/4248**	52x2	1"1/2	68,5	31	22	55	60
12	**SA702159/1221**	18x1,5	1/2	47	21,5	14	27	27
15	**SA702159/1526**	22x1,5	3/4	49,5	21,5	16	32	27

702654

SERIE PESANTE (S) / *HEAVY SERIES*

Terminale diritto femmina
DIN serie S - GAS cil. (BSPP)
con tenuta ad elastomero
per sedi ISO 1179
Connector swivel female
DIN S series - male BSPP
with elastomer seal
ISO 1179 ports

SEDI PAG.34 / *PORTS PAG.34*

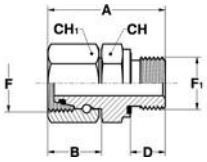

T MM.	RIFERIMENTO REFERENCE	F METRICO METRIC	F1 GAS CIL.BSPP	A	B	D	CH	CH1
6	**A702654/0613**	14x1,5	1/4	40	17	12	19	17
8	**A702654/0813**	16x1,5	1/4	42	17	12	19	19
10	**A702654/1017**	18x1,5	3/8	45	18,5	12	22	22
12	**A702654/1217**	20x1,5	3/8	47,5	25	12	22	24
12	**A702654/1221**	20x1,5	1/2	50	25	14	27	24
14	**A702654/1421**	22x1,5	1/2	52,5	21,5	14	27	27
16	**A702654/1621**	24x1,5	1/2	52	21	14	27	30
16	**A702654/1626**	24x1,5	3/4	55	21	16	32	30
20	**A702654/2026**	30x2	3/4	59	29,5	16	32	36
25	**A702654/2533**	36x2	1"	66	28,5	18	41	46
30	**A702654/3042**	42x2	1"1/4	71	30,5	20	50	50
38	**A702654/3848**	52x2	1"1/2	82	37,5	22	55	60

FOR S.P.A. - NORME E DIMENSIONI SOGGETTE A MODIFICHE SENZA PREAVVISO.
FOR S.P.A. - DESIGN DETAILS AND SPECIFICATIONS SUBJECT TO CHANGE WITHOUT PRIOR NOTICE.

702126

SERIE LEGGERA (L) / *LIGHT SERIES*

Terminale diritto femmina DIN serie L - Metrico cil. con O.R. e rondella per sedi ISO 9974
Connector swivel female DIN L series - male Metric with O.R. and retaining ring ISO 9974 ports

SEDI PAG.32 / *PORTS PAG.32*

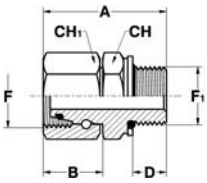

T MM.	RIFERIMENTO REFERENCE	F METRICO METRIC	F1 METRICO METRIC	A	B	D	CH	CH1
6	**A702126/0610**	12x1,5	10x1	33,5	18	7,5	14	14
8	**A702126/0812**	14x1,5	12x1,5	37	17,5	9,5	17	17
10	**A702126/1014**	16x1,5	14x1,5	38,5	17,5	9,5	19	19
12	**A702126/1216**	18x1,5	16x1,5	42,5	18,5	10	22	22
15	**A702126/1518**	22x1,5	18x1,5	45	21,5	11	24	27
18	**A702126/1822**	26x1,5	22x1,5	45,5	21,5	11,5	27	32
22	**A702126/2226**	30x2	26x1,5	49,5	23,5	14	36	36
28	**A702126/2833**	36x2	33x2	52	22	14	41	41
35	**A702126/3542**	45x2	42x2	57,5	31	14	50	50
42	**A702126/4248**	52x2	48x2	62,5	31	15,5	55	60
10	**SA702126/1012**	16x1,5	12x1,5	38	17	9,5	17	19
15	**SA702126/1522**	22x1,5	22x1,5	45,5	21,5	11,5	27	27
15	**SA702126/1526**	22x1,5	26x1,5	49,5	21,5	14	36	27

702621

SERIE PESANTE (S) / *HEAVY SERIES*

Terminale diritto femmina DIN serie S - Metrico cil. con O.R. e rondella per sedi ISO 9974
Connector swivel female DIN S series - male Metric with O.R. and retaining ring ISO 9974 ports

SEDI PAG.32 / *PORTS PAG.32*

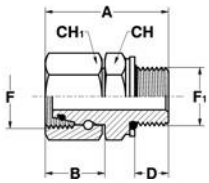

T MM.	RIFERIMENTO REFERENCE	F METRICO METRIC	F1 METRICO METRIC	A	B	D	CH	CH1
6	**A702621/0612**	14x1,5	12x1,5	38,5	17	9,5	17	17
8	**A702621/0814**	16x1,5	14x1,5	40,5	17	9,5	19	19
10	**A702621/1016**	18x1,5	16x1,5	45	18,5	11	22	22
12	**A702621/1218**	20x1,5	18x1,5	50	25	12,5	24	24
14	**A702621/1420**	22x1,5	20x1,5	47,5	21,5	12,5	27	27
16	**A702621/1622**	24x1,5	22x1,5	51,5	21	13,5	27	30
20	**A702621/2027**	30x2	27x2	61,5	29,5	16,5	32	36
25	**A702621/2533**	36x2	33x2	66,5	28,5	16,5	41	46
30	**A702621/3042**	42x2	42x2	69	30,5	17	50	50
38	**A702621/3848**	52x2	48x2	82,5	37,5	20	55	60
12	**SA702621/1222**	20x1,5	22x1,5	52	25	13,5	27	24
20	**SA702621/2016**	30x2	16x1,5	54,5	29,5	11	27	36
20	**SA702621/2022**	30x2	22x1,5	57	29,5	13,5	27	36

FOR S.P.A. - NORME E DIMENSIONI SOGGETTE A MODIFICHE SENZA PREAVVISO.
FOR S.P.A. - DESIGN DETAILS AND SPECIFICATIONS SUBJECT TO CHANGE WITHOUT PRIOR NOTICE.

RACCORDI A 24° DIN 3861

24° CONNECTORS DIN 3861

702115

SERIE LEGGERA (L) / *LIGHT SERIES*

Terminale diritto femmina
DIN serie L - Metrico cil.
con O.R. per sedi ISO 6149
Connector swivel female
DIN L series - male Metric
with O.R. ISO 6149 ports

SEDI PAG.30 / *PORTS PAG.30*

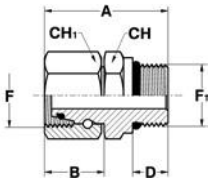

T MM.	RIFERIMENTO REFERENCE	F METRICO METRIC	F1 METRICO METRIC	A	B	D	CH	CH1
6	**A702115/0610**	12x1,5	10x1	33,5	18	8,5	14	14
8	**A702115/0812**	14x1,5	12x1,5	37	17,5	11	17	17
10	**A702115/1014**	16x1,5	14x1,5	38,5	17,5	11	19	19
12	**A702115/1216**	18x1,5	16x1,5	42,5	18,5	11,5	22	22
15	**A702115/1518**	22x1,5	18x1,5	45	21,5	12,5	24	27
18	**A702115/1822**	26x1,5	22x1,5	45,5	21,5	13	27	32
22	**A702115/2227**	30x2	27x2	49,5	23,5	16	32	36
28	**A702115/2833**	36x2	33x2	52	22	16	41	41
35	**A702115/3542**	45x2	42x2	57,5	31	16	50	50
42	**A702115/4248**	52x2	48x2	62,5	31	17,5	55	60
10	**SA702115/1012**	16x1,5	12x1,5	38	17	11	17	19
10	**SA702115/1018**	16x1,5	18x1,5	40	17	12,5	24	19
15	**SA702115/1522**	22x1,5	22x1,5	45,5	21,5	13	27	27

702610

SERIE PESANTE (S) / *HEAVY SERIES*

Terminale diritto femmina
DIN serie S - Metrico cil.
con O.R. per sedi ISO 6149
Connector swivel female
DIN S series - male Metric
with O.R. ISO 6149 ports

SEDI PAG.30 / *PORTS PAG.30*

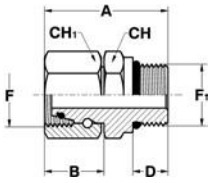

T MM.	RIFERIMENTO REFERENCE	F METRICO METRIC	F1 METRICO METRIC	A	B	D	CH	CH1
6	**A702610/0612**	14x1,5	12x1,5	38,5	17	11	17	17
8	**A702610/0814**	16x1,5	14x1,5	40,5	17	11	19	19
10	**A702610/1016**	18x1,5	16x1,5	45	18,5	12,5	22	22
12	**A702610/1218**	20x1,5	18x1,5	50	25	14	24	24
14	**A702610/1420**	22x1,5	20x1,5	47,5	21,5	14	27	27
16	**A702610/1622**	24x1,5	22x1,5	51,5	21	15	27	30
20	**A702610/2027**	30x2	27x2	61,5	29,5	18,5	32	36
25	**A702610/2533**	36x2	33x2	66,5	28,5	18,5	41	46
30	**A702610/3042**	42x2	42x2	69	30,5	19	50	50
38	**A702610/3848**	52x2	48x2	82,5	37,5	22	55	60
12	**SA702610/1222**	20x1,5	22x1,5	52	25	15	27	24
20	**SA702610/2016**	30x2	16x1,5	54,5	29,5	12,5	27	36
20	**SA702610/2022**	30x2	22x1,5	57	29,5	15	27	36

FOR S.P.A. - NORME E DIMENSIONI SOGGETTE A MODIFICHE SENZA PREAVVISO.
FOR S.P.A. - DESIGN DETAILS AND SPECIFICATIONS SUBJECT TO CHANGE WITHOUT PRIOR NOTICE.

702160

SERIE LEGGERA (L) / *LIGHT SERIES*

Terminale diritto femmina DIN serie L - Metrico cil. con tenuta ad elastomero per sedi ISO 9974
Connector swivel female DIN L series - male Metric with elastomer seal ISO 9974 ports

SEDI PAG.34 / *PORTS PAG.34*

T MM.	RIFERIMENTO REFERENCE	F METRICO METRIC	F1 METRICO METRIC	A	B	D	CH	CH1
6	**A702160/0610**	12x1,5	10x1	31,5	18	8	14	14
8	**A702160/0812**	14x1,5	12x1,5	38	17,5	12	17	17
10	**A702160/1014**	16x1,5	14x1,5	39,5	17	12	19	19
12	**A702160/1216**	18x1,5	16x1,5	42,5	18,5	12	22	22
15	**A702160/1518**	22x1,5	18x1,5	44,5	21,5	12	24	27
18	**A702160/1822**	26x1,5	22x1,5	47	21	14	27	32
22	**A702160/2226**	30x2	26x1,5	50	23,5	16	32	36
28	**A702160/2833**	36x2	33x2	54	22	18	41	41
35	**A702160/3542**	45x2	42x2	62	31	20	50	50
42	**A702160/4248**	52x2	48x2	68,5	31	22	55	60

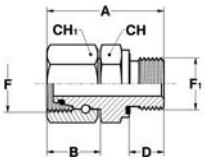

702665

SERIE PESANTE (S) / *HEAVY SERIES*

Terminale diritto femmina DIN serie S - Metrico cil. con tenuta ad elastomero per sedi ISO 9974
Connector swivel female DIN S series - male Metric with elastomer seal ISO 9974 ports

SEDI PAG.34 / *PORTS PAG.34*

T MM.	RIFERIMENTO REFERENCE	F METRICO METRIC	F1 METRICO METRIC	A	B	D	CH	CH1
6	**A702665/0612**	14x1,5	12x1,5	40	17	12	17	17
8	**A702665/0814**	16x1,5	14x1,5	42	17	12	19	19
10	**A702665/1016**	18x1,5	16x1,5	45	18,5	12	22	22
12	**A702665/1218**	20x1,5	18x1,5	47.5	25	12	24	24
14	**A702665/1420**	22x1,5	20x1,5	52.5	21,5	14	27	27
16	**A702665/1622**	24x1,5	22x1,5	51	21	14	27	30
20	**A702665/2027**	30x2	27x2	59	29,5	16	32	36
25	**A702665/2533**	36x2	33x2	66	28,5	18	41	46
30	**A702665/3042**	42x2	42x2	70	30,5	20	50	50
38	**A702665/3848**	52x2	48x2	83	37,5	22	55	60

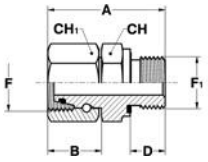

FOR S.P.A. - NORME E DIMENSIONI SOGGETTE A MODIFICHE SENZA PREAVVISO.
FOR S.P.A. - DESIGN DETAILS AND SPECIFICATIONS SUBJECT TO CHANGE WITHOUT PRIOR NOTICE.

RACCORDI A 24° DIN 3861

24° CONNECTORS DIN 3861

701025

SERIE LEGGERA (L) / *LIGHT SERIES*

Tappo maschio
DIN serie L
Male plug
DIN L series

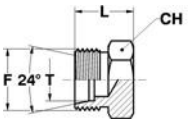

T MM.	RIFERIMENTO REFERENCE	F METRICO METRIC	L	CH
6	**A701025/06**	12x1,5	16	12
8	**A701025/08**	14x1,5	17	14
10	**A701025/10**	16x1,5	18	17
12	**A701025/12**	18x1,5	19	19
15	**A701025/15**	22x1,5	21	24
18	**A701025/18**	26x1,5	23	27
22	**A701025/22**	30x2	25	32
28	**A701025/28**	36x2	26	41
35	**A701025/35**	45x2	29	46
42	**A701025/42**	52x2	30	55

701520

SERIE PESANTE (S) / *HEAVY SERIES*

Tappo maschio
DIN serie S
Male plug
DIN S series

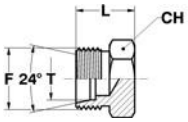

T MM.	RIFERIMENTO REFERENCE	F METRICO METRIC	L	CH
6	**A701520/06**	14x1,5	20	14
8	**A701520/08**	16x1,5	22	17
10	**A701520/10**	18x1,5	22,5	19
12	**A701520/12**	20x1,5	23,5	22
14	**A701520/14**	22x1,5	25	24
16	**A701520/16**	24x1,5	26	27
20	**A701520/20**	30x2	29	32
25	**A701520/25**	36x2	33	41
30	**A701520/30**	42x2	35	46
38	**A701520/38**	52x2	40	55

FOR S.P.A. - NORME E DIMENSIONI SOGGETTE A MODIFICHE SENZA PREAVVISO.
FOR S.P.A. - DESIGN DETAILS AND SPECIFICATIONS SUBJECT TO CHANGE WITHOUT PRIOR NOTICE.

701036

SERIE LEGGERA (L) / *LIGHT SERIES*

Tappo femmina
DIN serie L
Female plug
DIN L series

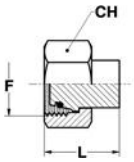

T MM.	RIFERIMENTO REFERENCE	F METRICO METRIC	L	CH
6	**A701036/06**	12x1,5	24	14
8	**A701036/08**	14x1,5	24	17
10	**A701036/10**	16x1,5	25	19
12	**A701036/12**	18x1,5	25	22
15	**A701036/15**	22x1,5	27	27
18	**A701036/18**	26x1,5	28	32
22	**A701036/22**	30x2	30	36
28	**A701036/28**	36x2	31	41
35	**A701036/35**	45x2	36	50
42	**A701036/42**	52x2	37	60

701531

SERIE PESANTE (S) / *HEAVY SERIES*

Tappo femmina
DIN serie S
Female plug
DIN S series

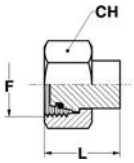

T MM.	RIFERIMENTO REFERENCE	F METRICO METRIC	L	CH
6	**A701531/06**	14x1,5	26	17
8	**A701531/08**	16x1,5	27	19
10	**A701531/10**	18x1,5	26,5	22
12	**A701531/12**	20x1,5	26,5	24
14	**A701531/14**	22x1,5	27,5	27
16	**A701531/16**	24x1,5	28	30
20	**A701531/20**	30x2	32,5	36
25	**A701531/25**	36x2	35,5	46
30	**A701531/30**	42x2	38	50
38	**A701531/38**	52x2	42,5	60

FOR S.P.A. - NORME E DIMENSIONI SOGGETTE A MODIFICHE SENZA PREAVVISO.
FOR S.P.A. - DESIGN DETAILS AND SPECIFICATIONS SUBJECT TO CHANGE WITHOUT PRIOR NOTICE.

RACCORDI A 24° DIN 3861

24° CONNECTORS DIN 3861

701113

SERIE LEGGERA (L) / *LIGHT SERIES*

Tappo protettivo
per coni DIN serie L
Blanking plug
DIN L series

T MM.	RIFERIMENTO REFERENCE	L
6	**A701113/06**	18,5
8	**A701113/08**	18,5
10	**A701113/10**	20
12	**A701113/12**	20,5
15	**A701113/15**	20,5
18	**A701113/18**	22,5
22	**A701113/22**	25
28	**A701113/28**	25,5
35	**A701113/35**	30
42	**A701113/42**	30

701618

SERIE PESANTE (S) / *HEAVY SERIES*

Tappo protettivo
per coni DIN serie S
Blanking plug
DIN S series

T MM.	RIFERIMENTO REFERENCE	L
6	**A701618/06**	18,5
8	**A701618/08**	18,5
10	**A701618/10**	20
12	**A701618/12**	20,5
14	**A701618/14**	22,5
16	**A701618/16**	23,5
20	**A701618/20**	28,5
25	**A701618/25**	29
30	**A701618/30**	30,5
38	**A701618/38**	33

FOR S.P.A. - NORME E DIMENSIONI SOGGETTE A MODIFICHE SENZA PREAVVISO.
FOR S.P.A. - DESIGN DETAILS AND SPECIFICATIONS SUBJECT TO CHANGE WITHOUT PRIOR NOTICE.

702193

SERIE LEGGERA (L) / *LIGHT SERIES*

Tappo femmina
DIN serie L con attacco
per presa di pressione
Female plug
DIN L with
pressure test port

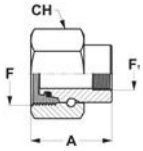

T MM.	RIFERIMENTO REFERENCE	F METRICO METRIC	A	F1	CH
6	**A702193/0610**	12x1,5	24	1/8 Gas	17
8	**A702193/0810**	14x1,5	24	1/8 Gas	17
10	**A702193/1010**	16x1,5	24	1/8 Gas	19
12	**A702193/1213**	18x1,5	31	1/4 Gas	22
15	**A702193/1513**	22x1,5	32	1/4 Gas	27
18	**A702193/1813**	26x1,5	31	1/4 Gas	32
22	**A702193/2213**	30x2	33	1/4 Gas	36
28	**A702193/2813**	36x2	33	1/4 Gas	41
35	**A702193/3513**	45x2	37	1/4 Gas	50
42	**A702193/4213**	52x2	37	1/4 Gas	60

702698

SERIE PESANTE (S) / *HEAVY SERIES*

Tappo femmina
DIN serie S con attacco
per presa di pressione
Blanking plug
DIN S with
pressute test port

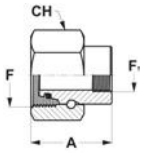

T MM.	RIFERIMENTO REFERENCE	F METRICO METRIC	A	F1	CH
6	**A702698/0610**	14x1,5	24	1/8 Gas	17
8	**A702698/0810**	16x1,5	24	1/8 Gas	19
10	**A702698/1013**	18x1,5	30	1/4 Gas	22
12	**A702698/1213**	20x1,5	31	1/4 Gas	24
14	**A702698/1413**	22x1,5	31	1/4 Gas	27
16	**A702698/1613**	24x1,5	31	1/4 Gas	30
20	**A702698/2013**	30x2	34	1/4 Gas	36
25	**A702698/2513**	36x2	35,5	1/4 Gas	46
30	**A702698/3013**	42x2	37	1/4 Gas	50
38	**A702698/3813**	52x2	43,5	1/4 Gas	60

FOR S.P.A. - NORME E DIMENSIONI SOGGETTE A MODIFICHE SENZA PREAVVISO.
FOR S.P.A. - DESIGN DETAILS AND SPECIFICATIONS SUBJECT TO CHANGE WITHOUT PRIOR NOTICE.

RACCORDI A 24° DIN 3861

24° CONNECTORS DIN 3861

702380

SERIE LEGGERA (L) / *LIGHT SERIES*

Riduzione femmina Metrica cil. (ISO 9974-1) - maschio DIN serie L
Straight connector Metric parallel ISO 9974-1 port - male DIN L

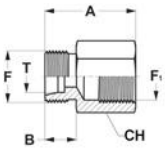

T MM.	RIFERIMENTO REFERENCE	F METRICO METRIC	F1 METRICO METRIC	A	B	CH
6	**A702380/0610**	12x1,5	10x1	26,5	10	14
8	**A702380/0812**	14x1,5	12x1,5	31	10	17
10	**A702380/1014**	16x1,5	14x1,5	32	11	19
12	**A702380/1216**	18x1,5	16x1,5	33	11	22
15	**A702380/1518**	22x1,5	18x1,5	35	12	24
18	**A702380/1822**	26x1,5	22x1,5	37	12	30
22	**A702380/2226**	30x2	26x1,5	42	14	32
28	**A702380/2833**	36x2	33x2	45	14	41
35	**A702380/3542**	45x2	42x2	51	16	55
42	**A702380/4248**	52x2	48x2	53	16	60

702885

SERIE PESANTE (S) / *HEAVY SERIES*

Riduzione femmina Metrica cil. (ISO 9974-1) - maschio DIN serie S
Straight connector Metric parallel ISO 9974-1 port - male DIN S

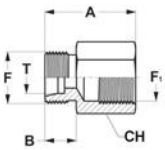

T MM.	RIFERIMENTO REFERENCE	F METRICO METRIC	F1 METRICO METRIC	A	B	CH
6	**A702885/0612**	14x1,5	12x1,5	33	12	17
8	**A702885/0814**	16x1,5	14x1,5	33	12	17
10	**A702885/1016**	18x1,5	16x1,5	34	12	22
12	**A702885/1218**	20x1,5	18x1,5	35	12	24
14	**A702885/1420**	22x1,5	20x1,5	39	14	27
16	**A702885/1622**	24x1,5	22x1,5	39	14	30
20	**A702885/2027**	30x2	27x2	45	16	36
25	**A702885/2533**	36x2	33x2	49	18	41
30	**A702885/3042**	42x2	42x2	55	20	55
38	**A702885/3848**	52x2	48x2	59	22	60

FOR S.P.A. - NORME E DIMENSIONI SOGGETTE A MODIFICHE SENZA PREAVVISO.
FOR S.P.A. - DESIGN DETAILS AND SPECIFICATIONS SUBJECT TO CHANGE WITHOUT PRIOR NOTICE.

702391

SERIE LEGGERA (L) / *LIGHT SERIES*

Riduzione femmina
GAS cil. (BSPP) (ISO 1179-1)
- maschio DIN serie L
Straight connector
BSPP ISO 1179-1 port - male DIN L

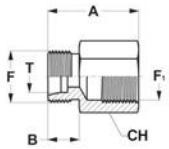

T MM.	RIFERIMENTO REFERENCE	F METRICO METRIC	F1 GAS CIL.BSPP	A	B	CH
6	**A702391/0610**	12x1,5	1/8	26	10	14
6	**A702391/0613**	12x1,5	1/4	31	10	19
8	**A702391/0813**	14x1,5	1/4	31	10	19
8	**A702391/0817**	14x1,5	3/8	32	10	24
8	**A702391/0821**	14x1,5	1/2	36	10	27
10	**A702391/1013**	16x1,5	1/4	32	11	19
10	**A702391/1017**	16x1,5	3/8	33	11	24
10	**A702391/1021**	16x1,5	1/2	37	11	27
12	**A702391/1217**	18x1,5	3/8	33	11	24
12	**A702391/1221**	18x1,5	1/2	37	11	27
15	**A702391/1521**	22x1,5	1/2	38	12	27
18	**A702391/1817**	26x1,5	3/8	34	12	27
18	**A702391/1821**	26x1,5	1/2	38	12	27
22	**A702391/2226**	30x2	3/4	43	14	36
28	**A702391/2833**	36x2	1"	45,5	14	41
35	**A702391/3542**	45x2	1"1/4	51,5	16	55
42	**A702391/4248**	52x2	1"1/2	53,5	16	60

702896

SERIE PESANTE (S) / *HEAVY SERIES*

Riduzione femmina
GAS cil. (BSPP) (ISO 1179-1)
- maschio DIN serie S
Straight connector
BSSP ISO 1179-1 port
- male DIN S

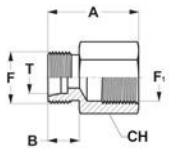

T MM.	RIFERIMENTO REFERENCE	F METRICO METRIC	F1 GAS CIL.BSPP	A	B	CH
6	**A702896/0613**	14x1,5	1/4	33	12	19
8	**A702896/0813**	16x1,5	1/4	33	12	19
10	**A702896/1017**	18x1,5	3/8	34	12	24
12	**A702896/1217**	20x1,5	3/8	34	12	24
12	**A702896/1221**	20x1,5	1/2	38	12	30
14	**A702896/1421**	22x1,5	1/2	40	14	30
16	**A702896/1621**	24x1,5	1/2	40	14	30
20	**A702896/2026**	30x2	3/4	45	16	36
25	**A702896/2533**	36x2	1"	49,5	18	41
30	**A702896/3042**	42x2	1"1/4	55,5	20	55
38	**A702896/3848**	52x2	1"1/2	59,5	22	60

FOR S.P.A. - NORME E DIMENSIONI SOGGETTE A MODIFICHE SENZA PREAVVISO.
FOR S.P.A. - DESIGN DETAILS AND SPECIFICATIONS SUBJECT TO CHANGE WITHOUT PRIOR NOTICE.

RACCORDI A 24° DIN 3861

24° CONNECTORS DIN 3861

702401

SERIE LEGGERA (L) / *LIGHT SERIES*

Riduzione femmina
NPTF - maschio DIN serie L
Straight connector
NPTF female - male DIN L

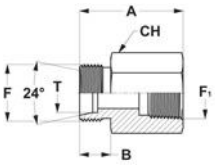

T MM.	RIFERIMENTO REFERENCE	F METRICO METRIC	F1 NPTF	A	B	CH
6	**A702401/0610**	12x1,5	1/8	26	10	14
6	**A702401/0613**	12x1,5	1/4	30,5	10	19
8	**A702401/0813**	14x1,5	1/4	30,5	10	19
10	**A702401/1013**	16x1,5	1/4	31	11	19
12	**A702401/1217**	18x1,5	3/8	34	11	24
12	**A702401/1221**	18x1,5	1/2	39	11	27
15	**A702401/1521**	22x1,5	1/2	40	12	27
18	**A702401/1821**	26x1,5	1/2	40	12	27
22	**A702401/2226**	30x2	3/4	43	14	36
28	**A702401/2833**	36x2	1"	48	14	41
35	**A702401/3542**	45x2	1"1/4	51	16	55
42	**A702401/4248**	52x2	1"1/2	53	16	60

702906

SERIE PESANTE (S) / *HEAVY SERIES*

Riduzione femmina
NPTF - maschio DIN serie S
Straight connector
NPTF female - male DIN S

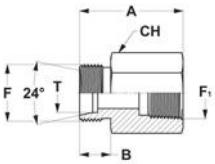

T MM.	RIFERIMENTO REFERENCE	F METRICO METRIC	F1 NPTF	A	B	CH
6	**A702906/0610**	14x1,5	1/8	29	12	14
6	**A702906/0613**	14x1,5	1/4	33	12	19
8	**A702906/0813**	16x1,5	1/4	33	12	19
10	**A702906/1017**	18x1,5	3/8	35	12	24
12	**A702906/1213**	20x1,5	1/4	32,5	12	22
12	**A702906/1217**	20x1,5	3/8	35	12	24
12	**A702906/1221**	20x1,5	1/2	41	12	27
14	**A702906/1421**	22x1,5	1/2	43	14	27
16	**A702906/1621**	24x1,5	1/2	43	14	27
20	**A702906/2021**	30x2	1/2	44	16	32
20	**A702906/2026**	30x2	3/4	46	16	36
25	**A702906/2533**	36x2	1"	53	18	41
30	**A702906/3042**	42x2	1"1/4	57	20	55
38	**A702906/3848**	52x2	1"1/2	59	22	60

FOR S.P.A. - NORME E DIMENSIONI SOGGETTE A MODIFICHE SENZA PREAVVISO.
FOR S.P.A. - DESIGN DETAILS AND SPECIFICATIONS SUBJECT TO CHANGE WITHOUT PRIOR NOTICE.

702412

SERIE LEGGERA (L) / *LIGHT SERIES*

Connettore per manometro femmina BSPP - femmina DIN serie L

Manometer connector female BSPP - swivel nut DIN L

T MM.	RIFERIMENTO REFERENCE	F METRICO METRIC	F1 GAS CIL.BSPP	A	B	CH	CH1
6	**A702412/0613**	12x1,5	1/4	35,5	18	19	14
8	**A702412/0813**	14x1,5	1/4	35,5	17,5	19	17
10	**A702412/1013**	16x1,5	1/4	36	17	19	19
12	**A702412/1213**	18x1,5	1/4	37	18,5	19	22

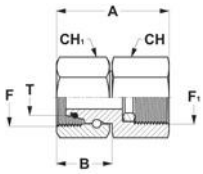

702917

SERIE PESANTE (S) / *HEAVY SERIES*

Connettore per manometro femmina BSPP - femmina DIN serie S

Manometer connector female BSPP - swivel nut DIN S

T MM.	RIFERIMENTO REFERENCE	F METRICO METRIC	F1 GAS CIL.BSPP	A	B	CH	CH1
6	**A702917/0613**	14x1,5	1/4	35,5	17	19	17
6	**A702917/0621**	14x1,5	1/2	42,5	17	27	17
8	**A702917/0813**	16x1,5	1/4	35,5	17	19	19
8	**A702917/0821**	16x1,5	1/2	43	17	27	19
10	**A702917/1013**	18x1,5	1/4	39	18,5	19	22
10	**A702917/1021**	18x1,5	1/2	43,5	18,5	27	22
12	**A702917/1213**	20x1,5	1/4	39	22	19	24
12	**A702917/1221**	20x1,5	1/2	45	22	27	24

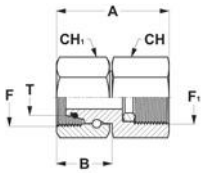

FOR S.P.A. - NORME E DIMENSIONI SOGGETTE A MODIFICHE SENZA PREAVVISO.
FOR S.P.A. - DESIGN DETAILS AND SPECIFICATIONS SUBJECT TO CHANGE WITHOUT PRIOR NOTICE.

RACCORDI A 24° DIN 3861

24° CONNECTORS DIN 3861

702423

SERIE LEGGERA (L) / *LIGHT SERIES*

Connettore per manometro femmina BSPP - maschio DIN serie L

Manometer connector female BSPP - male DIN L

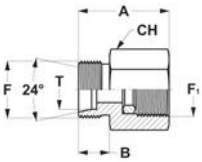

T MM.	RIFERIMENTO REFERENCE	F METRICO METRIC	F1 GAS CIL.BSPP	A	B	CH
6	**A702423/0613**	12x1,5	1/4	29	10	19
8	**A702423/0813**	14x1,5	1/4	29	10	19
10	**A702423/1013**	16x1,5	1/4	30	11	19
12	**A702423/1213**	18x1,5	1/4	30	11	19

702928

SERIE PESANTE (S) / *HEAVY SERIES*

Connettore per manometro femmina BSPP - maschio DIN serie S

Manometer connector female BSPP - male DIN S

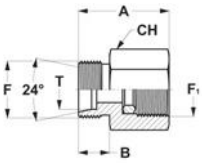

T MM.	RIFERIMENTO REFERENCE	F METRICO METRIC	F1 GAS CIL.BSPP	A	B	CH
6	**A702928/0621**	14x1,5	1/2	38	12	27
8	**A702928/0821**	16x1,5	1/2	38	12	27
10	**A702928/1021**	18x1,5	1/2	38	12	27
12	**A702928/1221**	20x1,5	1/2	38	12	27

FOR S.P.A. - NORME E DIMENSIONI SOGGETTE A MODIFICHE SENZA PREAVVISO.
FOR S.P.A. - DESIGN DETAILS AND SPECIFICATIONS SUBJECT TO CHANGE WITHOUT PRIOR NOTICE.

702434

SERIE LEGGERA (L) / *LIGHT SERIES*

Giunzione diritta maschio
DIN serie L - saldatura di testa
Straight connector male
DIN L with welding end

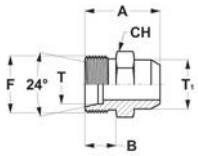

T MM.	RIFERIMENTO REFERENCE	F METRICO METRIC	T1	A	B	CH
6	**X702434/0610**	12x1,5	10	21	10	12
8	**X702434/0812**	14x1,5	12	23	10	14
10	**X702434/1014**	16x1,5	14	25	11	17
12	**X702434/1216**	18x1,5	16	25	11	19
15	**X702434/1519**	22x1,5	19	29	12	22
18	**X702434/1822**	26x1,5	22	31	12	27
22	**X702434/2227**	30x2	27	36	14	32
28	**X702434/2832**	36x2	32	38	14	41
35	**X702434/3540**	45x2	40	43	16	46
42	**X702434/4246**	52x2	46	46	16	55

702939

SERIE PESANTE (S) / *HEAVY SERIES*

Giunzione diritta maschio
DIN serie S - saldatura di testa
Straight connector male
DIN S with welding end

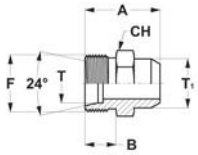

T MM.	RIFERIMENTO REFERENCE	F METRICO METRIC	T1	A	B	CH
6	**X702939/0611**	14x1,5	11	26	12	14
8	**X702939/0813**	16x1,5	13	28	12	17
10	**X702939/1015**	18x1,5	15	30	12	19
12	**X702939/1217**	20x1,5	17	32	12	22
14	**X702939/1419**	22x1,5	19	35	14	24
16	**X702939/1621**	24x1,5	21	35	14	27
20	**X702939/2026**	30x2	26	40	16	32
25	**X702939/2531**	36x2	31	44	18	41
30	**X702939/3036**	42x2	36	49	20	46
38	**X702939/3844**	52x2	44	54	22	55

FOR S.P.A. - NORME E DIMENSIONI SOGGETTE A MODIFICHE SENZA PREAVVISO.
FOR S.P.A. - DESIGN DETAILS AND SPECIFICATIONS SUBJECT TO CHANGE WITHOUT PRIOR NOTICE.

RACCORDI A 24° DIN 3861

24° CONNECTORS DIN 3861

702445

SERIE LEGGERA (L) / *LIGHT SERIES*

Passaparatia a saldare maschio DIN serie L - maschio DIN serie L
Welding bulkhead connector male - male DIN L

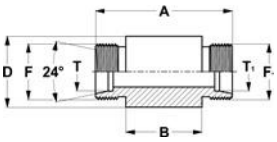

T MM.	T1 MM.	RIFERIMENTO REFERENCE	F METRICO METRIC	F1 METRICO METRIC	A	B	D
6	6	**A702445/06**	12x1,5	12x1,5	70	56	18
8	8	**A702445/08**	14x1,5	14x1,5	70	56	20
10	10	**A702445/10**	16x1,5	16x1,5	72	58	22
12	12	**A702445/12**	18x1,5	18x1,5	72	58	25
15	15	**A702445/15**	22x1,5	22x1,5	84	70	28
18	18	**A702445/18**	26x1,5	26x1,5	84	69	32
22	22	**A702445/22**	30x2	30x2	88	73	36
28	28	**A702445/28**	36x2	36x2	88	73	40
35	35	**A702445/35**	45x2	45x2	92	71	50
42	42	**A702445/42**	52x2	52x2	92	70	60

702940

SERIE PESANTE (S) / *HEAVY SERIES*

Passaparatia a saldare maschio DIN serie S - maschio DIN serie S
Welding bulkhead connector male - male DIN S

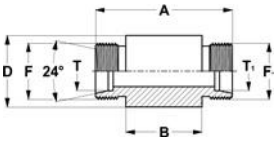

T MM.	T1 MM.	RIFERIMENTO REFERENCE	F METRICO METRIC	F1 METRICO METRIC	A	B	D
6	6	**A702940/06**	14x1,5	14x1,5	74	60	20
8	8	**A702940/08**	16x1,5	16x1,5	74	60	22
10	10	**A702940/10**	18x1,5	18x1,5	74	59	25
12	12	**A702940/12**	20x1,5	20x1,5	74	59	28
14	14	**A702940/14**	22x1,5	22x1,5	88	72	30
16	16	**A702940/16**	24x1,5	24x1,5	88	71	35
20	20	**A702940/20**	30x2	30x2	92	71	38
25	25	**A702940/25**	36x2	36x2	96	72	45
30	30	**A702940/30**	42x2	42x2	100	73	50
38	38	**A702940/38**	52x2	52x2	104	72	60

FOR S.P.A. - NORME E DIMENSIONI SOGGETTE A MODIFICHE SENZA PREAVVISO.
FOR S.P.A. - DESIGN DETAILS AND SPECIFICATIONS SUBJECT TO CHANGE WITHOUT PRIOR NOTICE.

703007

SERIE LEGGERA (L) / *LIGHT SERIES*

Giunzione diritta passaparatia DIN serie L
Bulkhead union male DIN L series

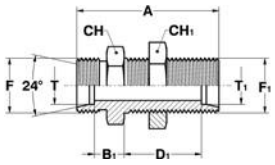

T MM.	T1 MM.	RIFERIMENTO REFERENCE	F METRICO METRIC	F1 METRICO METRIC	A	B1	D1	CH	CH1
6	6	**A703007/06**	12x1,5	12x1,5	48	7	27	17	17
8	8	**A703007/08**	14x1,5	14x1,5	49	8	27	19	19
10	10	**A703007/10**	16x1,5	16x1,5	52	10	28	22	22
12	12	**A703007/12**	18x1,5	18x1,5	53	10	29	24	24
15	15	**A703007/15**	22x1,5	22x1,5	57	12	31	27	30
18	18	**A703007/18**	26x1,5	26x1,5	61	13,5	32,5	32	36
22	22	**A703007/22**	30x2	30x2	66	16,5	34,5	36	41
28	28	**A703007/28**	36x2	36x2	69	18,5	35,5	41	46
35	35	**A703007/35**	45x2	45x2	76	18,5	36,5	50	55
42	42	**A703007/42**	52x2	52x2	77	19	36	60	65
28	22	**SA703007/2822**	36x2	30x2	69	19,5	34,5	41	41

703502

SERIE PESANTE (S) / *HEAVY SERIES*

Giunzione diritta passaparatia DIN serie S
Bulkhead union male DIN S series

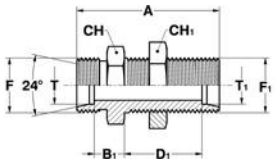

T MM.	T1 MM.	RIFERIMENTO REFERENCE	F METRICO METRIC	F1 METRICO METRIC	A	B1	D1	CH	CH1
6	6	**A703502/06**	14x1,5	14x1,5	55	12	29	19	19
8	8	**A703502/08**	16x1,5	16x1,5	56	13	29	22	22
10	10	**A703502/10**	18x1,5	18x1,5	59	14,5	29,5	24	24
12	12	**A703502/12**	20x1,5	20x1,5	60	14,5	30,5	27	27
14	14	**A703502/14**	22x1,5	22x1,5	65	17	32	30	30
16	16	**A703502/16**	24x1,5	24x1,5	65	16,5	31,5	32	32
20	20	**A703502/20**	30x2	30x2	72	17,5	33,5	41	41
25	25	**A703502/25**	36x2	36x2	79	20	35	46	46
30	30	**A703502/30**	42x2	42x2	86	21,5	37,5	50	50
38	38	**A703502/38**	52x2	52x2	91	22	37	60	65

FOR S.P.A. - NORME E DIMENSIONI SOGGETTE A MODIFICHE SENZA PREAVVISO.
FOR S.P.A. - DESIGN DETAILS AND SPECIFICATIONS SUBJECT TO CHANGE WITHOUT PRIOR NOTICE.

RACCORDI A 24° DIN 3861

24° CONNECTORS DIN 3861

703029

SERIE LEGGERA (L) / *LIGHT SERIES*

Giunzione diritta passaparatia
DIN serie L - GAS cil. (BSPP)
con tenuta ad elastomero
per sedi ISO 1179
Straight bulkead male
DIN L - male BSPP
with elastomer seal
ISO 1179 port

SEDI PAG.34 / *PORTS PAG.34*

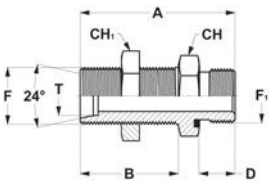

T MM.	RIFERIMENTO REFERENCE	F METRICO METRIC	F1 GAS CIL.BSPP	A	B	D	CH	CH1
6	**A703029/0613**	12x1,5	1/4	53	34	12	19	17
8	**A703029/0813**	14x1,5	1/4	53	34	12	19	19
8	**A703029/0817**	14x1,5	3/8	55	34	12	22	19
8	**A703029/0821**	14x1,5	1/2	58	34	14	27	19
10	**A703029/1013**	16x1,5	1/4	55	35	12	22	22
10	**A703029/1017**	16x1,5	3/8	55	35	12	22	22
10	**A703029/1021**	16x1,5	1/2	58	35	14	27	22
12	**A703029/1213**	18x1,5	1/4	57	36	12	22	24
12	**A703029/1217**	18x1,5	3/8	57	36	12	22	24
15	**A703029/1517**	22x1,5	3/8	59	38	12	24	30
12	**A703029/1221**	18x1,5	1/2	59	36	14	27	24
15	**A703029/1521**	22x1,5	1/2	62	38	14	27	30
15	**A703029/1526**	22x1,5	3/4	64	38	16	32	30
18	**A703029/1821**	26x1,5	1/2	64	40	14	30	36
18	**A703029/1826**	26x1,5	3/4	66	40	16	32	36
18	**A703029/1833**	26x1,5	1"	70	40	18	41	36
22	**A703029/2221**	30x2	1/2	66	42	14	32	41
22	**A703029/2226**	30x2	3/4	68	42	16	32	41
28	**A703029/2826**	36x2	3/4	71	43	16	41	46
28	**A703029/2833**	36x2	1"	73	43	18	41	46
28	**A703029/2842**	36x2	1"1/4	76	43	20	50	46
35	**A703029/3542**	45x2	1"1/4	81	47	20	50	55
35	**A703029/3548**	45x2	1"1/2	84	47	22	55	55
42	**A703029/4248**	52x2	1"1/2	84	47	22	55	65

703524

SERIE PESANTE (S) / *HEAVY SERIES*

Giunzione diritta passaparatia
DIN serie S - GAS cil. (BSPP)
con tenuta ad elastomero
per sedi ISO 1179
Straight bulkead male
DIN S - male BSPP
with elastomer seal
ISO 1179 port

SEDI PAG.34 / *PORTS PAG.34*

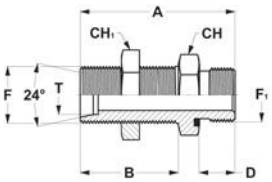

T MM.	RIFERIMENTO REFERENCE	F METRICO METRIC	F1 GAS CIL.BSPP	A	B	D	CH	CH1
8	**A703524/0813**	16x1,5	1/4	58	36	12	19	22
8	**A703524/0817**	16x1,5	3/8	59	36	12	22	22
10	**A703524/1017**	18x1,5	3/8	59	37	12	24	24
10	**A703524/1021**	18x1,5	1/2	62	37	14	27	24
12	**A703524/1217**	20x1,5	3/8	60	38	12	27	27
12	**A703524/1221**	20x1,5	1/2	62	38	14	27	27
14	**A703524/1421**	22x1,5	1/2	66	40	14	27	30
16	**A703524/1621**	24x1,5	1/2	66	40	14	27	32
16	**A703524/1626**	24x1,5	3/4	69	40	16	32	32
20	**A703524/2021**	30x2	1/2	70	44	14	36	41
20	**A703524/2026**	30x2	3/4	75	44	16	36	41
20	**A703524/2033**	30x2	1"	77	44	18	41	41
25	**A703524/2526**	36x2	3/4	78	47	16	41	46
25	**A703524/2533**	36x2	1"	80	47	18	41	46
25	**A703524/2542**	36x2	1"1/4	82	47	20	50	46
30	**A703524/3033**	42x2	1"	84	51	18	50	50
30	**A703524/3042**	42x2	1"1/4	86	51	20	50	50
38	**A703524/3842**	52x2	1"1/4	89	53	20	60	65
38	**A703524/3848**	52x2	1"1/2	91	53	22	60	65

FOR S.P.A. - NORME E DIMENSIONI SOGGETTE A MODIFICHE SENZA PREAVVISO.
FOR S.P.A. - DESIGN DETAILS AND SPECIFICATIONS SUBJECT TO CHANGE WITHOUT PRIOR NOTICE.

705066

SERIE LEGGERA (L) / *LIGHT SERIES*

Giunzione 45° maschio DIN - femmina DIN serie L
45° elbow union male - swivel female DIN L series

T MM.	RIFERIMENTO REFERENCE	F METRICO METRIC	F1 METRICO METRIC	B	C	B1	CH
6	**A705066/06**	12x1,5	12x1,5	18	26	11	14
8	**A705066/08**	14x1,5	14x1,5	20	27	13	17
10	**A705066/10**	16x1,5	16x1,5	20	29	13	19
12	**A705066/12**	18x1,5	18x1,5	21	29	14	22
15	**A705066/15**	22x1,5	22x1,5	24	32	17	27
18	**A705066/18**	26x1,5	26x1,5	26	35	18,5	32
22	**A705066/22**	30x2	30x2	26	38	18,5	36
28	**A705066/28**	36x2	36x2	31	41	23,5	41
35	**A705066/35**	45x2	45x2	33	51	22,5	50
42	**A705066/42**	52x2	52x2	38	55	27	60

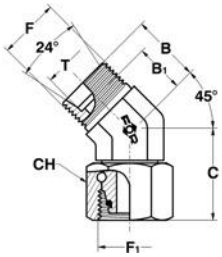

705561

SERIE PESANTE (S) / *HEAVY SERIES*

Giunzione 45° maschio DIN - femmina DIN serie S
45° elbow union male - swivel female DIN S series

T MM.	RIFERIMENTO REFERENCE	F METRICO METRIC	F1 METRICO METRIC	B	C	B1	CH
6	**A705561/06**	14x1,5	14x1,5	18	27	11	17
8	**A705561/08**	16x1,5	16x1,5	20	27	13	19
10	**A705561/10**	18x1,5	18x1,5	20	30	12,5	22
12	**A705561/12**	20x1,5	20x1,5	21	32,5	13,5	24
14	**A705561/14**	22x1,5	22x1,5	24	34	16	27
16	**A705561/16**	24x1,5	24x1,5	24	36	15,5	30
20	**A705561/20**	30x2	30x2	26	45,5	15,5	36
25	**A705561/25**	36x2	36x2	31	50	19	46
30	**A705561/30**	42x2	42x2	33	54	19,5	50
38	**A705561/38**	52x2	52x2	38	63	22	60

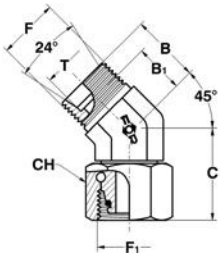

FOR S.P.A. - NORME E DIMENSIONI SOGGETTE A MODIFICHE SENZA PREAVVISO.
FOR S.P.A. - DESIGN DETAILS AND SPECIFICATIONS SUBJECT TO CHANGE WITHOUT PRIOR NOTICE.

RACCORDI A 24° DIN 3861

24° CONNECTORS DIN 3861

705109

SERIE LEGGERA (L) / *LIGHT SERIES*

Giunzione 45° femmina
DIN serie L
45° Elbow swivel nut
DIN L

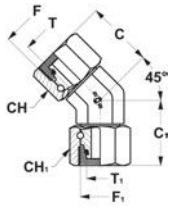

T MM.	T1 MM.	RIFERIMENTO REFERENCE	F METRICO METRIC	F1 METRICO METRIC	C	C1	CH	CH1
6	6	**A705109/06**	12x1,5	12x1,5	22	22	14	14
8	8	**A705109/08**	14x1,5	14x1,5	22	22	17	17
10	10	**A705109/10**	16x1,5	16x1,5	26	26	19	19
12	12	**A705109/12**	18x1,5	18x1,5	26	26	22	22
15	15	**A705109/15**	22x1,5	22x1,5	29	29	27	27
18	18	**A705109/18**	26x1,5	26x1,5	33	33	32	32
22	22	**A705109/22**	30x2	30x2	35	35	36	36
28	28	**A705109/28**	36x2	36x2	40	40	41	41
35	35	**A705109/35**	45x2	45x2	41	41	50	50
42	42	**A705109/42**	52x2	52x2	45	45	60	60

705605

SERIE PESANTE (S) / *HEAVY SERIES*

Giunzione 45° femmina
DIN serie S
45° Elbow swivel nut
DIN S

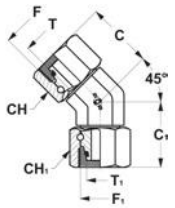

T MM.	T1 MM.	RIFERIMENTO REFERENCE	F METRICO METRIC	F1 METRICO METRIC	C	C1	CH	CH1
6	6	**A705605/06**	14x1,5	14x1,5	24	24	17	17
8	8	**A705605/08**	16x1,5	16x1,5	25	25	19	19
10	10	**A705605/10**	18x1,5	18x1,5	28	28	22	22
12	12	**A705605/12**	20x1,5	20x1,5	28	28	24	24
14	14	**A705605/14**	22x1,5	22x1,5	28	28	27	27
16	16	**A705605/16**	24x1,5	24x1,5	33	33	30	30
20	20	**A705605/20**	30x2	30x2	39	39	36	36
25	25	**A705605/25**	36x2	36x2	40	40	46	46
30	30	**A705605/30**	42x2	42x2	41	41	50	50
38	38	**A705605/38**	52x2	52x2	45	45	60	60

FOR S.P.A. - NORME E DIMENSIONI SOGGETTE A MODIFICHE SENZA PREAVVISO.
FOR S.P.A. - DESIGN DETAILS AND SPECIFICATIONS SUBJECT TO CHANGE WITHOUT PRIOR NOTICE.

705000

SERIE LEGGERA (L) / *LIGHT SERIES*

Terminale orientabile 45°
DIN serie L - SAE UNF-UN
per sedi ISO 11926
45° (ADJ) elbow male
DIN L series - male SAE UNF-UN
with O.R. ISO 11926 ports

SEDI PAG.30 / *PORTS PAG.30*

T MM.	RIFERIMENTO REFERENCE	F METRICO METRIC	F1 UNF-UN	B	C	B1	CH
6	**A705000/0611**	12x1,5	7/16-20	18	30	11	14
8	**A705000/0814**	14x1,5	9/16-18	20	33	13	19
10	**A705000/1014**	16x1,5	9/16-18	20	33	13	19
12	**A705000/1219**	18x1,5	3/4-16	21	36.5	14	22
15	**A705000/1522**	22x1,5	7/8-14	24	45	17	27
18	**A705000/1827**	26x1,5	1"1/16-12	26	50	18,5	32
22	**A705000/2227**	30x2	1"1/16-12	26	50	18,5	32
28	**A705000/2833**	36x2	1"5/16-12	31	52	23,5	38
35	**A705000/3541**	45x2	1"5/8-12	33	53	22,5	50
42	**A705000/4248**	52x2	1"7/8-12	38	53	27	55

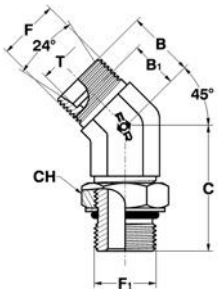

705505

SERIE PESANTE (S) / *HEAVY SERIES*

Terminale orientabile 45°
DIN serie S - SAE UNF-UN
per sedi ISO 11926
45° (ADJ) elbow male
DIN S series - male SAE UNF-UN
with O.R. ISO 11926 ports

SEDI PAG.30 / *PORTS PAG.30*

T MM.	RIFERIMENTO REFERENCE	F METRICO METRIC	F1 UNF-UN	B	C	B1	CH
6	**A705505/0611**	14x1,5	7/16-20	18	29.5	11	16
8	**A705505/0814**	16x1,5	9/16-18	20	33	13	19
10	**A705505/1014**	18x1,5	9/16-18	20	33	12,5	19
12	**A705505/1219**	20x1,5	3/4-16	21	36.5	13,5	24
14	**A705505/1422**	22x1,5	7/8-14	24	45	16	27
16	**A705505/1622**	24x1,5	7/8-14	24	44.5	15,5	27
20	**A705505/2027**	30x2	1"1/16-12	26	50	15,5	35
25	**A705505/2533**	36x2	1"5/16-12	31	52	19	41
30	**A705505/3041**	42x2	1"5/8-12	33	53	19,5	50
38	**A705505/3848**	52x2	1"7/8-12	38	53	22	55

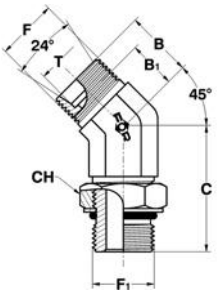

FOR S.P.A. - NORME E DIMENSIONI SOGGETTE A MODIFICHE SENZA PREAVVISO.
FOR S.P.A. - DESIGN DETAILS AND SPECIFICATIONS SUBJECT TO CHANGE WITHOUT PRIOR NOTICE.

RACCORDI A 24° DIN 3861

24° CONNECTORS DIN 3861

705022

SERIE LEGGERA (L) / *LIGHT SERIES*

Terminale orientabile 45°
DIN serie L - GAS cil. (BSPP)
con O.R. e rondella
per sedi ISO 1179
45° (ADJ) elbow male
DIN L series - male BSPP
with O.R. and retaining ring
ISO 1179 ports

SEDI PAG.32 / *PORTS PAG.32*

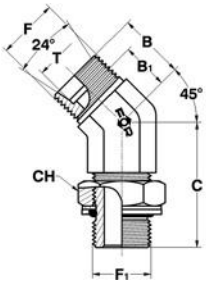

T MM.	RIFERIMENTO REFERENCE	F METRICO METRIC	F1 GAS CIL.BSPP	B	C	B1	CH
6	**A705022/0610**	12x1,5	1/8	18	30	11	14
8	**A705022/0813**	14x1,5	1/4	20	33	13	19
10	**A705022/1013**	16x1,5	1/4	20	33	13	19
12	**A705022/1217**	18x1,5	3/8	21	36.5	14	24
15	**A705022/1521**	22x1,5	1/2	24	45	17	27
18	**A705022/1821**	26x1,5	1/2	26	50	18,5	27
22	**A705022/2226**	30x2	3/4	26	50	18,5	36
28	**A705022/2833**	36x2	1"	31	52	23,5	41
35	**A705022/3542**	45x2	1"1/4	33	53	22,5	50
42	**A705022/4248**	52x2	1"1/2	38	53	27	60
15	**SA705022/1513**	22x1,5	1/4	24	38.5	17	19
22	**SA705022/2221**	30x2	1/2	27	46	19,5	27
35	**SA705022/3533**	45x2	1"	33	52	22,5	41

705527

SERIE PESANTE (S) / *HEAVY SERIES*

Terminale orientabile 45°
DIN serie S - GAS cil. (BSPP)
con O.R. e rondella
per sedi ISO 1179
45° (ADJ) elbow male
DIN S series - male BSPP
with O.R. and retaining ring
ISO 1179 ports

SEDI PAG.32 / *PORTS PAG.32*

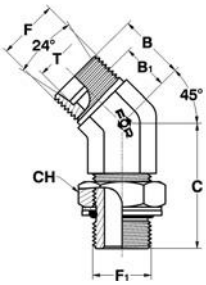

T MM.	RIFERIMENTO REFERENCE	F METRICO METRIC	F1 GAS CIL.BSPP	B	C	B1	CH
6	**A705527/0613**	14x1,5	1/4	18	30	11	19
8	**A705527/0813**	16x1,5	1/4	20	33	13	19
10	**A705527/1017**	18x1,5	3/8	20	33	12,5	24
12	**A705527/1217**	20x1,5	3/8	21	36.5	13,5	24
14	**A705527/1421**	22x1,5	1/2	24	45	16	27
16	**A705527/1621**	24x1,5	1/2	24	45	15,5	27
20	**A705527/2026**	30x2	3/4	26	50	15,5	36
25	**A705527/2533**	36x2	1"	31	52	19	41
30	**A705527/3042**	42x2	1"1/4	33	53	19,5	50
38	**A705527/3848**	52x2	1"1/2	38	53	22	60
25	**SA705527/2526**	36x2	3/4	31	50.5	19	36
30	**SA705527/3033**	42x2	1"	35	49	21,5	41
38	**SA705527/3842**	52x2	1"1/4	39	53	23	50

FOR S.P.A. - NORME E DIMENSIONI SOGGETTE A MODIFICHE SENZA PREAVVISO.
FOR S.P.A. - DESIGN DETAILS AND SPECIFICATIONS SUBJECT TO CHANGE WITHOUT PRIOR NOTICE.

705077

SERIE LEGGERA (L) / *LIGHT SERIES*

Terminale orientabile 45° DIN serie L - GAS cil. (JIS) con O.R. per sedi JIS 2351
45° (ADJ) elbow male DIN L series - male JIS with O.R. JIS 2351 ports

SEDI PAG.31 / *PORTS PAG.31*

T MM.	RIFERIMENTO REFERENCE	F METRICO METRIC	F1 GAS CIL.JIS	B	C	B1	CH
6	**A705077/0610**	12x1,5	1/8	18	30	11	14
8	**A705077/0813**	14x1,5	1/4	20	33	13	19
10	**A705077/1013**	16x1,5	1/4	20	33	13	19
12	**A705077/1217**	18x1,5	3/8	21	36.5	14	22
15	**A705077/1513**	22x1,5	1/4	24	38.5	17	19
15	**A705077/1521**	22x1,5	1/2	24	45	17	27
18	**A705077/1821**	26x1,5	1/2	26	50	18,5	27
22	**A705077/2221**	30x2	1/2	26	46	18,5	27
22	**A705077/2226**	30x2	3/4	26	50	18,5	36
28	**A705077/2833**	36x2	1"	31	52	23,5	41
35	**A705077/3533**	45x2	1"	33	52	22,5	41
35	**A705077/3542**	45x2	1"1/4	33	53	22,5	50
42	**A705077/4248**	52x2	1"1/2	38	53	27	55

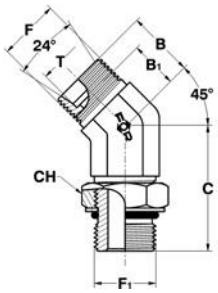

705572

SERIE PESANTE (S) / *HEAVY SERIES*

Terminale orientabile 45° DIN serie S - GAS cil. (JIS) con O.R. per sedi JIS 2351
45° (ADJ) elbow male DIN S series - male JIS with O.R. JIS 2351 ports

SEDI PAG.31 / *PORTS PAG.31*

T MM.	RIFERIMENTO REFERENCE	F METRICO METRIC	F1 GAS CIL.JIS	B	C	B1	CH
6	**A705572/0613**	14x1,5	1/4	18	30	11	19
8	**A705572/0813**	16x1,5	1/4	20	33	13	19
10	**A705572/1017**	18x1,5	3/8	20	33	12,5	22
12	**A705572/1217**	20x1,5	3/8	21	36.5	13,5	22
14	**A705572/1421**	22x1,5	1/2	24	45	16	27
16	**A705572/1621**	24x1,5	1/2	24	45	15,5	27
20	**A705572/2026**	30x2	3/4	26	50	15,5	36
25	**A705572/2526**	36x2	3/4	31	50.5	19	36
25	**A705572/2533**	36x2	1"	31	52	19	41
30	**A705572/3033**	42x2	1"	33	49	19,5	41
30	**A705572/3042**	42x2	1"1/4	33	53	19,5	50
38	**A705572/3848**	52x2	1"1/2	38	53	22	55

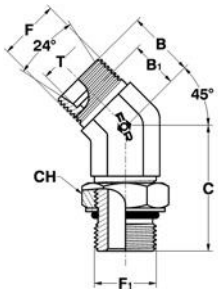

FOR S.P.A. - NORME E DIMENSIONI SOGGETTE A MODIFICHE SENZA PREAVVISO.
FOR S.P.A. - DESIGN DETAILS AND SPECIFICATIONS SUBJECT TO CHANGE WITHOUT PRIOR NOTICE.

RACCORDI A 24° DIN 3861

24° CONNECTORS DIN 3861

705044

SERIE LEGGERA (L) / *LIGHT SERIES*

Terminale orientabile 45° DIN serie L - Metrico cil. con O.R. e rondella per sedi ISO 9974

45° (ADJ) elbow male DIN L series - male Metric with O.R. and retaining ring ISO 9974 ports

SEDI PAG.32 / *PORTS PAG.32*

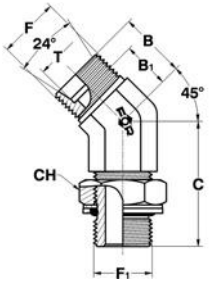

T MM.	RIFERIMENTO REFERENCE	F METRICO METRIC	F1 METRICO METRIC	B	C	B1	CH
6	**A705044/0610**	12x1,5	10x1	18	30	11	14
8	**A705044/0812**	14x1,5	12x1,5	20	33	13	17
10	**A705044/1014**	16x1,5	14x1,5	20	33	13	19
12	**A705044/1216**	18x1,5	16x1,5	21	36.5	14	22
15	**A705044/1518**	22x1,5	18x1,5	24	45	17	24
18	**A705044/1822**	26x1,5	22x1,5	26	50	18,5	27
22	**A705044/2226**	30x2	26x1,5	26	50	18,5	36
28	**A705044/2833**	36x2	33x2	31	52	23,5	41
35	**A705044/3542**	45x2	42x2	33	53	22,5	50
42	**A705044/4248**	52x2	48x2	38	53	27	55
10	**SA705044/1018**	16x1,5	18x1,5	23	45	16	24
12	**SA705044/1218**	18x1,5	18x1,5	23	45	16	24
15	**SA705044/1526**	22x1,5	26x1,5	25	50	18	36

705549

SERIE PESANTE (S) / *HEAVY SERIES*

Terminale orientabile 45° DIN serie S - Metrico cil. con O.R. e rondella per sedi ISO 9974

45° (ADJ) elbow male DIN S series - male Metric with O.R. and retaining ring ISO 9974 ports

SEDI PAG.32 / *PORTS PAG.32*

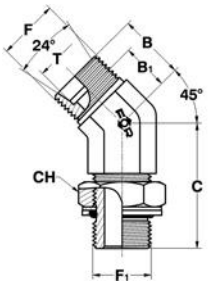

T MM.	RIFERIMENTO REFERENCE	F METRICO METRIC	F1 METRICO METRIC	B	C	B1	CH
6	**A705549/0612**	14x1,5	12x1,5	18	30	11	17
8	**A705549/0814**	16x1,5	14x1,5	20	33	13	19
10	**A705549/1016**	18x1,5	16x1,5	20	33	12,5	22
12	**A705549/1218**	20x1,5	18x1,5	21	36.5	13,5	24
14	**A705549/1420**	22x1,5	20x1,5	24	45	16	27
16	**A705549/1622**	24x1,5	22x1,5	24	45	15,5	27
20	**A705549/2027**	30x2	27x2	26	50	15,5	32
25	**A705549/2533**	36x2	33x2	31	52	19	41
30	**A705549/3042**	42x2	42x2	33	53	19,5	50
38	**A705549/3848**	52x2	48x2	38	54.5	22	55

FOR S.P.A. - NORME E DIMENSIONI SOGGETTE A MODIFICHE SENZA PREAVVISO.
FOR S.P.A. - DESIGN DETAILS AND SPECIFICATIONS SUBJECT TO CHANGE WITHOUT PRIOR NOTICE.

705033

SERIE LEGGERA (L) / *LIGHT SERIES*

Terminale orientabile 45° DIN serie L - Metrico cil. con O.R. per sedi ISO 6149
45° (ADJ) elbow male DIN L series - male Metric with O.R. ISO 6149 ports

SEDI PAG.30 / *PORTS PAG.30*

T MM.	RIFERIMENTO REFERENCE	F METRICO METRIC	F1 METRICO METRIC	B	C	B1	CH
6	**A705033/0610**	12x1,5	10x1	18	30	11	14
8	**A705033/0812**	14x1,5	12x1,5	20	33	13	17
10	**A705033/1014**	16x1,5	14x1,5	20	33	13	19
12	**A705033/1216**	18x1,5	16x1,5	21	36.5	14	22
15	**A705033/1518**	22x1,5	18x1,5	24	45	17	24
18	**A705033/1822**	26x1,5	22x1,5	26	50	18,5	27
22	**A705033/2227**	30x2	27x2	26	50	18,5	32
28	**A705033/2833**	36x2	33x2	31	52	23,5	41
35	**A705033/3542**	45x2	42x2	33	53	22,5	50
42	**A705033/4248**	52x2	48x2	38	53	27	55

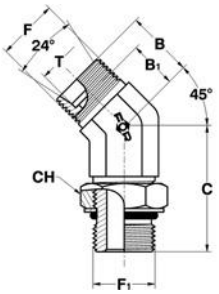

705538

SERIE PESANTE (S) / *HEAVY SERIES*

Terminale orientabile 45° DIN serie S - Metrico cil. con O.R. per sedi ISO 6149
45° (ADJ) elbow male DIN S series - male Metric with O.R. ISO 6149 ports

SEDI PAG.30 / *PORTS PAG.30*

T MM.	RIFERIMENTO REFERENCE	F METRICO METRIC	F1 METRICO METRIC	B	C	B1	CH
6	**A705538/0612**	14x1,5	12x1,5	18	30	11	17
8	**A705538/0814**	16x1,5	14x1,5	20	33	13	19
10	**A705538/1016**	18x1,5	16x1,5	20	33	12,5	22
12	**A705538/1218**	20x1,5	18x1,5	21	36.5	13,5	24
14	**A705538/1420**	22x1,5	20x1,5	24	45	16	27
16	**A705538/1622**	24x1,5	22x1,5	24	45	15,5	27
20	**A705538/2027**	30x2	27x2	26	50	15,5	32
25	**A705538/2533**	36x2	33x2	31	52	19	41
30	**A705538/3042**	42x2	42x2	33	53	19,5	50
38	**A705538/3848**	52x2	48x2	38	54.5	22	55

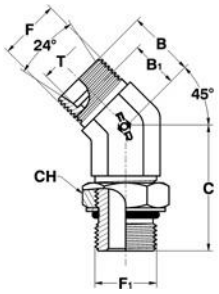

FOR S.P.A. - NORME E DIMENSIONI SOGGETTE A MODIFICHE SENZA PREAVVISO.
FOR S.P.A. - DESIGN DETAILS AND SPECIFICATIONS SUBJECT TO CHANGE WITHOUT PRIOR NOTICE.

RACCORDI A 24° DIN 3861

24° CONNECTORS DIN 3861

706002

SERIE LEGGERA (L) / *LIGHT SERIES*

Giunzione 45° passaparatia
DIN - DIN serie L
45° bulkhead union elbow
male DIN L series

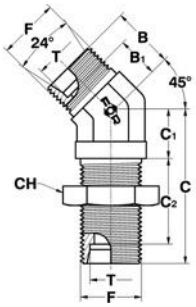

T MM.	RIFERIMENTO REFERENCE	F METRICO METRIC	F1 METRICO METRIC	B	C	B1	C1	C2	CH
6	**A706002/06**	12x1,5	12x1,5	18	45	11	11	27	17
8	**A706002/08**	14x1,5	14x1,5	20	47	13	13	27	19
10	**A706002/10**	16x1,5	16x1,5	20	48	13	13	28	22
12	**A706002/12**	18x1,5	18x1,5	21	50	14	14	29	24
15	**A706002/15**	22x1,5	22x1,5	24	55	17	17	31	30
18	**A706002/18**	26x1,5	26x1,5	26	60	18,5	20	32,5	36
22	**A706002/22**	30x2	30x2	26	63	18,5	21	34,5	41
28	**A706002/28**	36x2	36x2	31	66	23,5	23	35,5	46
35	**A706002/35**	45x2	45x2	33	71	22,5	24	36,5	55
42	**A706002/42**	52x2	52x2	38	72	27	25	36	65

706507

SERIE PESANTE (S) / *HEAVY SERIES*

Giunzione 45° passaparatia
DIN - DIN serie S
45° bulkhead union elbow
male DIN S series

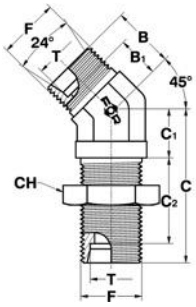

T MM.	RIFERIMENTO REFERENCE	F METRICO METRIC	F1 METRICO METRIC	B	C	B1	C1	C2	CH
6	**A706507/06**	14x1,5	14x1,5	18	49	11	13	29	19
8	**A706507/08**	16x1,5	16x1,5	20	49	13	13	29	22
10	**A706507/10**	18x1,5	18x1,5	20	51	12,5	14	29,5	24
12	**A706507/12**	20x1,5	20x1,5	21	53	13,5	15	30,5	27
14	**A706507/14**	22x1,5	22x1,5	24	57	16	17	32	30
16	**A706507/16**	24x1,5	24x1,5	24	59	15,5	19	31,5	32
20	**A706507/20**	30x2	30x2	26	65	15,5	21	33,5	41
25	**A706507/25**	36x2	36x2	31	70	19	23	35	46
30	**A706507/30**	42x2	42x2	33	75	19,5	24	37,5	50
38	**A706507/38**	52x2	52x2	38	78	22	25	37	65

FOR S.P.A. - NORME E DIMENSIONI SOGGETTE A MODIFICHE SENZA PREAVVISO.
FOR S.P.A. - DESIGN DETAILS AND SPECIFICATIONS SUBJECT TO CHANGE WITHOUT PRIOR NOTICE.

707004

SERIE LEGGERA (L) / *LIGHT SERIES*

Giunzione 90°
DIN - DIN serie L
90° elbow union
male DIN L series

T MM.	T1 MM.	RIFERIMENTO REFERENCE	F METRICO METRIC	F1 METRICO METRIC	B	C	B1	C1
6	6	**A707004/06**	12x1,5	12x1,5	19.5	19.5	12,5	12,5
8	8	**A707004/08**	14x1,5	14x1,5	21	21	14	14
10	10	**A707004/10**	16x1,5	16x1,5	22	22	15	15
12	12	**A707004/12**	18x1,5	18x1,5	24	24	17	17
15	15	**A707004/15**	22x1,5	22x1,5	28	28	21	21
18	18	**A707004/18**	26x1,5	26x1,5	31	31	23,5	23,5
22	22	**A707004/22**	30x2	30x2	35	35	27,5	27,5
28	28	**A707004/28**	36x2	36x2	38	38	30,5	30,5
35	35	**A707004/35**	45x2	45x2	45	45	34,5	34,5
42	42	**A707004/42**	52x2	52x2	51	51	40	40

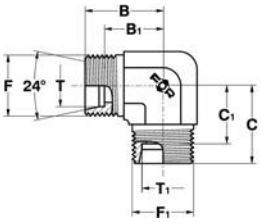

707509

SERIE PESANTE (S) / *HEAVY SERIES*

Giunzione 90°
DIN - DIN serie S
90° elbow union
male DIN S series

T MM.	T1 MM.	RIFERIMENTO REFERENCE	F METRICO METRIC	F1 METRICO METRIC	B	C	B1	C1
6	6	**A707509/06**	14x1,5	14x1,5	23	23	16	16
8	8	**A707509/08**	16x1,5	16x1,5	24	24	17	17
10	10	**A707509/10**	18x1,5	18x1,5	25	25	17,5	17,5
12	12	**A707509/12**	20x1,5	20x1,5	29	29	21,5	21,5
14	14	**A707509/14**	22x1,5	22x1,5	30	30	22	22
16	16	**A707509/16**	24x1,5	24x1,5	33	33	24,5	24,5
20	20	**A707509/20**	30x2	30x2	37	37	26,5	26,5
25	25	**A707509/25**	36x2	36x2	42	42	30	30
30	30	**A707509/30**	42x2	42x2	49	49	35,5	35,5
38	38	**A707509/38**	52x2	52x2	57	57	41	41
20	16	**SA707509/2016**	30x2	24x1,5	37	35	26,5	26,5

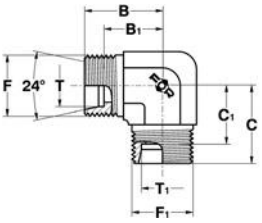

FOR S.P.A. - NORME E DIMENSIONI SOGGETTE A MODIFICHE SENZA PREAVVISO.
FOR S.P.A. - DESIGN DETAILS AND SPECIFICATIONS SUBJECT TO CHANGE WITHOUT PRIOR NOTICE.

RACCORDI A 24° DIN 3861

24° CONNECTORS DIN 3861

707060

SERIE LEGGERA (L) / *LIGHT SERIES*

Giunzione 90° maschio
DIN - femmina DIN serie L
90° elbow union
male - swivel female
DIN L series

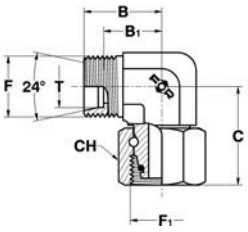

T MM.	RIFERIMENTO REFERENCE	F METRICO METRIC	F1 METRICO METRIC	B	C	B1	CH
6	**A707060/06**	12x1,5	12x1,5	19	25,5	12	14
8	**A707060/08**	14x1,5	14x1,5	21	27,5	14	17
10	**A707060/10**	16x1,5	16x1,5	22	29	15	19
12	**A707060/12**	18x1,5	18x1,5	24	30	17	22
15	**A707060/15**	22x1,5	22x1,5	28	34	21	27
18	**A707060/18**	26x1,5	26x1,5	31	37,5	23,5	32
22	**A707060/22**	30x2	30x2	35	40,5	27,5	36
28	**A707060/28**	36x2	36x2	38	42,5	30,5	41
35	**A707060/35**	45x2	45x2	45	52	34,5	50
42	**A707060/42**	52x2	52x2	51	59	40	60

707565

SERIE PESANTE (S) / *HEAVY SERIES*

Giunzione 90° maschio
DIN - femmina DIN serie S
90° elbow union
male - swivel female
DIN S series

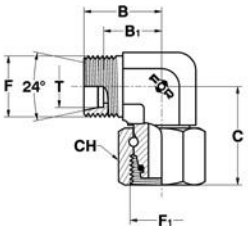

T MM.	RIFERIMENTO REFERENCE	F METRICO METRIC	F1 METRICO METRIC	B	C	B1	CH
6	**A707565/06**	14x1,5	14x1,5	23	27,5	16	17
8	**A707565/08**	16x1,5	16x1,5	24	28	17	19
10	**A707565/10**	18x1,5	18x1,5	25	30,5	17,5	22
12	**A707565/12**	20x1,5	20x1,5	29	33	21,5	24
14	**A707565/14**	22x1,5	22x1,5	30	37,5	22	27
16	**A707565/16**	24x1,5	24x1,5	33	37,5	24,5	30
20	**A707565/20**	30x2	30x2	37	46	26,5	36
25	**A707565/25**	36x2	36x2	42	50	30	46
30	**A707565/30**	42x2	42x2	49	54	35,5	50
38	**A707565/38**	52x2	52x2	57	64	41	60
12	**SA707565/1208**	20x1,5	16x1,5	29	32,5	21,5	19

FOR S.P.A. - NORME E DIMENSIONI SOGGETTE A MODIFICHE SENZA PREAVVISO.
FOR S.P.A. - DESIGN DETAILS AND SPECIFICATIONS SUBJECT TO CHANGE WITHOUT PRIOR NOTICE.

707015

SERIE LEGGERA (L) / *LIGHT SERIES*

Terminale orientabile 90°
DIN serie L - SAE UNF-UN
per sedi ISO 11926
90° (ADJ) elbow male
DIN L series - male SAE UNF-UN
with O.R. ISO 11926 ports

SEDI PAG.30 / *PORTS PAG.30*

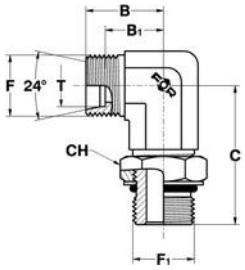

T MM.	RIFERIMENTO REFERENCE	F METRICO METRIC	F1 UNF-UN	B	C	B1	CH
6	A707015/0611	12x1,5	7/16-20	19	32.5	12	14
8	A707015/0814	14x1,5	9/16-18	21	37	14	19
10	A707015/1014	16x1,5	9/16-18	22	37	15	19
12	A707015/1219	18x1,5	3/4-16	24	39	17	22
15	A707015/1522	22x1,5	7/8-14	28	50	21	27
18	A707015/1827	26x1,5	1"1/16-12	31	55	23,5	32
22	A707015/2227	30x2	1"1/16-12	35	55	27,5	32
28	A707015/2833	36x2	1"5/16-12	38	59.5	30,5	38
35	A707015/3541	45x2	1"5/8-12	45	62	34,5	50
42	A707015/4248	52x2	1"7/8-12	51	66	40	55
8	SA707015/0811	14x1,5	7/16-20	21	35.5	14	14
10	SA707015/1011	16x1,5	7/16-20	24	35	17	14
12	SA707015/1214	18x1,5	9/16-18	25	37	18	19
12	SA707015/1222	18x1,5	7/8-14	27	50	20	27
18	SA707015/1822	26x1,5	7/8-14	31	51	23,5	27

707510

SERIE PESANTE (S) / *HEAVY SERIES*

Terminale orientabile 90°
DIN serie S - SAE UNF-UN
per sedi ISO 11926
90° (ADJ) elbow male
DIN S series - male SAE UNF-UN
with O.R. ISO 11926 ports

SEDI PAG.30 / *PORTS PAG.30*

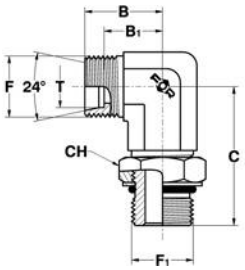

T MM.	RIFERIMENTO REFERENCE	F METRICO METRIC	F1 UNF-UN	B	C	B1	CH
6	A707510/0611	14x1,5	7/16-20	23	32.5	16	16
8	A707510/0814	16x1,5	9/16-18	24	37	17	19
10	A707510/1014	18x1,5	9/16-18	25	37	17,5	19
12	A707510/1219	20x1,5	3/4-16	29	40.5	21,5	24
14	A707510/1422	22x1,5	7/8-14	30	50	22	27
16	A707510/1622	24x1,5	7/8-14	33	50	24,5	27
20	A707510/2027	30x2	1"1/16-12	37	55	26,5	35
25	A707510/2533	36x2	1"5/16-12	42	59.5	30	41
30	A707510/3041	42x2	1"5/8-12	49	60.5	35,5	50
38	A707510/3848	52x2	1"7/8-12	57	66	41	55
8	SA707510/0811	16x1,5	7/16-20	25	34.5	18	16
12	SA707510/1214	20x1,5	9/16-18	29	37	21,5	19
16	SA707510/1619	24x1,5	3/4-16	31.5	48	23	24
16	SA707510/1627	24x1,5	1"1/16-12	35	52	26,5	35
20	SA707510/2019	30x2	3/4-16	37	49	26,5	24
20	SA707510/2022	30x2	7/8-14	37	51	26,5	27
20	SA707510/2033	30x2	1"5/16-12	39	55.5	28,5	41
25	SA707510/2527	36x2	1"1/16-12	42	58.5	30	35

FOR S.P.A. - NORME E DIMENSIONI SOGGETTE A MODIFICHE SENZA PREAVVISO.
FOR S.P.A. - DESIGN DETAILS AND SPECIFICATIONS SUBJECT TO CHANGE WITHOUT PRIOR NOTICE.

RACCORDI A 24° DIN 3861

24° CONNECTORS DIN 3861

707037

SERIE LEGGERA (L) / *LIGHT SERIES*

Terminale orientabile 90° DIN serie L - GAS cil. (BSPP) con O.R. e rondella per sedi ISO 1179

90° (ADJ) elbow male DIN L series - male BSPP with O.R. and retaining ring ISO 1179 ports

SEDI PAG.32 / *PORTS PAG.32*

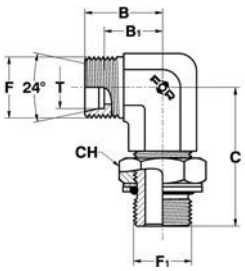

T MM.	RIFERIMENTO REFERENCE	F METRICO METRIC	F1 GAS CIL.BSPP	B	C	B1	CH
6	**A707037/0610**	12x1,5	1/8	19	32.5	12	14
8	**A707037/0813**	14x1,5	1/4	21	37	14	19
10	**A707037/1013**	16x1,5	1/4	22	37	15	19
12	**A707037/1217**	18x1,5	3/8	24	37	17	24
15	**A707037/1521**	22x1,5	1/2	28	50	21	27
18	**A707037/1821**	26x1,5	1/2	31	55	23,5	27
22	**A707037/2226**	30x2	3/4	35	55	27,5	36
28	**A707037/2833**	36x2	1"	38	59.5	30,5	41
35	**A707037/3542**	45x2	1"1/4	45	62	34,5	50
42	**A707037/4248**	52x2	1"1/2	51	66	40	60
6	**SA707037/0613**	12x1,5	1/4	21	37	14	19
8	**SA707037/0810**	14x1,5	1/8	22.5	32.5	15,5	14
8	**SA707037/0817**	14x1,5	3/8	24	37	17	24
8	**SA707037/0821**	14x1,5	1/2	26	43	19	27
10	**SA707037/1017**	16x1,5	3/8	24.5	37	17,5	24
12	**SA707037/1213**	18x1,5	1/4	24	35	17	19
12	**SA707037/1221**	18x1,5	1/2	27	50	20	27
12	**SA707037/1226**	18x1,5	3/4	32	51.5	25	36
15	**SA707037/1513**	22x1,5	1/4	28	43	21	19
15	**SA707037/1517**	22x1,5	3/8	28	43.5	21	24
15	**SA707037/1526**	22x1,5	3/4	35	55	28	36
18	**SA707037/1813**	26x1,5	1/4	31	49	23,5	19
18	**SA707037/1826**	26x1,5	3/4	35	55	27,5	36
22	**SA707037/2221**	30x2	1/2	35	51	27,5	27
22	**SA707037/2233**	30x2	1"	38	55	30,5	41
28	**SA707037/2821**	36x2	1/2	39	55	31,5	27
28	**SA707037/2842**	36x2	1"1/4	43	62	35,5	50
35	**SA707037/3533**	45x2	1"	45	62	34,5	41

FOR S.P.A. - NORME E DIMENSIONI SOGGETTE A MODIFICHE SENZA PREAVVISO.
FOR S.P.A. - DESIGN DETAILS AND SPECIFICATIONS SUBJECT TO CHANGE WITHOUT PRIOR NOTICE.

707532

SERIE PESANTE (S) / *HEAVY SERIES*

Terminale orientabile 90° DIN serie S - GAS cil. (BSPP) con O.R. e rondella per sedi ISO 1179

90° (ADJ) elbow male DIN S series - male BSPP with O.R. and retaining ring ISO 1179 ports

SEDI PAG.32 / *PORTS PAG.32*

T MM.	RIFERIMENTO REFERENCE	F METRICO METRIC	F1 GAS CIL.BSPP	B	C	B1	CH
6	**A707532/0613**	14x1,5	1/4	23	37	16	19
8	**A707532/0813**	16x1,5	1/4	24	37	17	19
10	**A707532/1017**	18x1,5	3/8	25	37	17,5	24
12	**A707532/1217**	20x1,5	3/8	29	40.5	21,5	24
14	**A707532/1421**	22x1,5	1/2	30	50	22	27
16	**A707532/1621**	24x1,5	1/2	33	50	24,5	27
20	**A707532/2026**	30x2	3/4	37	55	26,5	36
25	**A707532/2533**	36x2	1"	42	59.5	30	41
30	**A707532/3042**	42x2	1"1/4	49	62	35,5	50
38	**A707532/3848**	52x2	1"1/2	57	66	41	60
6	**SA707532/0617**	14x1,5	3/8	25	37	18	24
12	**SA707532/1221**	20x1,5	1/2	29	50	21,5	27
12	**SA707532/1226**	20x1,5	3/4	31	51.5	23,5	36
14	**SA707532/1417**	22x1,5	3/8	30	43	22	24
16	**SA707532/1613**	24x1,5	1/4	33	44	24,5	19
16	**SA707532/1617**	24x1,5	3/8	33	46.5	24,5	24
16	**SA707532/1626**	24x1,5	3/4	33.5	51.5	25	36
20	**SA707532/2021**	30x2	1/2	37	51	26,5	27
20	**SA707532/2033**	30x2	1"	42	59.5	31,5	41
25	**SA707532/2526**	36x2	3/4	42	58	30	36
30	**SA707532/3026**	42x2	3/4	49	59,5	35,5	36
30	**SA707532/3033**	42x2	1"	50	60	36,5	41

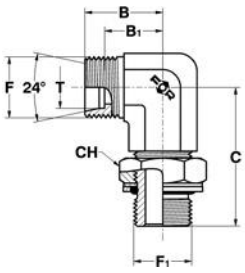

FOR S.P.A. - NORME E DIMENSIONI SOGGETTE A MODIFICHE SENZA PREAVVISO.
FOR S.P.A. - DESIGN DETAILS AND SPECIFICATIONS SUBJECT TO CHANGE WITHOUT PRIOR NOTICE.

RACCORDI A 24° DIN 3861

24° CONNECTORS DIN 3861

707071

SERIE LEGGERA (L) / *LIGHT SERIES*

Terminale orientabile 90°
DIN serie L - GAS cil. (JIS)
con O.R. per sedi JIS 2351
90° (ADJ) elbow male
DIN L series - male JIS
with O.R. JIS 2351 ports

SEDI PAG.31 / *PORTS PAG.31*

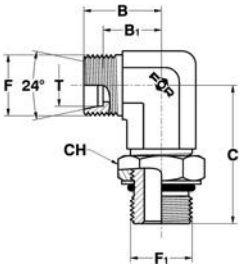

T MM.	RIFERIMENTO REFERENCE	F METRICO METRIC	F1 GAS CIL.JIS	B	C	B1	CH
6	**A707071/0610**	12x1,5	1/8	19	32.5	12	14
6	**A707071/0613**	12x1,5	1/4	21	37	14	19
8	**A707071/0810**	14x1,5	1/8	22.5	32.5	15,5	14
8	**A707071/0813**	14x1,5	1/4	21	37	14	19
8	**A707071/0817**	14x1,5	3/8	24	37	17	22
8	**A707071/0821**	14x1,5	1/2	26	43	19	27
10	**A707071/1013**	16x1,5	1/4	22	37	15	19
10	**A707071/1017**	16x1,5	3/8	24.5	37	17,5	22
12	**A707071/1213**	18x1,5	1/4	24	35	17	19
12	**A707071/1217**	18x1,5	3/8	24	37	17	22
12	**A707071/1221**	18x1,5	1/2	27	50	20	27
12	**A707071/1226**	18x1,5	3/4	32	51.5	25	36
15	**A707071/1513**	22x1,5	1/4	28	43	21	19
15	**A707071/1517**	22x1,5	3/8	28	43.5	21	22
15	**A707071/1521**	22x1,5	1/2	28	50	21	27
15	**A707071/1526**	22x1,5	3/4	35	55	28	36
18	**A707071/1813**	26x1,5	1/4	31	49	23,5	19
18	**A707071/1821**	26x1,5	1/2	31	55	23,5	27
18	**A707071/1826**	26x1,5	3/4	35	55	27,5	36
22	**A707071/2221**	30x2	1/2	35	51	27,5	27
22	**A707071/2226**	30x2	3/4	35	55	27,5	36
22	**A707071/2233**	30x2	1"	38	55	30,5	41
28	**A707071/2833**	36x2	1"	38	59.5	30,5	41
28	**A707071/2842**	36x2	1"1/4	43	62	35,5	50
35	**A707071/3533**	45x2	1"	45	62	34,5	41
35	**A707071/3542**	45x2	1"1/4	45	62	34,5	50
42	**A707071/4248**	52x2	1"1/2	51	66	40	55

FOR S.P.A. - NORME E DIMENSIONI SOGGETTE A MODIFICHE SENZA PREAVVISO.
FOR S.P.A. - DESIGN DETAILS AND SPECIFICATIONS SUBJECT TO CHANGE WITHOUT PRIOR NOTICE.

707576

SERIE PESANTE (S) / *HEAVY SERIES*

Terminale orientabile 90° DIN serie S - GAS cil. (JIS) con O.R. per sedi JIS 2351

90° (ADJ) elbow male DIN S series - male JIS with O.R. JIS 2351 ports

SEDI PAG.31 / *PORTS PAG.31*

T MM.	RIFERIMENTO REFERENCE	F METRICO METRIC	F1 GAS CIL.JIS	B	C	B1	CH
6	**A707576/0613**	14x1,5	1/4	23	37	16	19
6	**A707576/0617**	14x1,5	3/8	25	37	18	22
8	**A707576/0813**	16x1,5	1/4	24	37	17	19
10	**A707576/1017**	18x1,5	3/8	25	37	17,5	22
12	**A707576/1217**	20x1,5	3/8	29	40.5	21,5	22
12	**A707576/1221**	20x1,5	1/2	29	50	21,5	27
12	**A707576/1226**	20x1,5	3/4	31	51.5	23,5	36
14	**A707576/1421**	22x1,5	1/2	30	50	22	27
16	**A707576/1617**	24x1,5	3/8	33	46.5	24,5	22
16	**A707576/1621**	24x1,5	1/2	33	50	24,5	27
16	**A707576/1626**	24x1,5	3/4	33.5	51.5	25	36
20	**A707576/2021**	30x2	1/2	37	51	26,5	27
20	**A707576/2026**	30x2	3/4	37	55	26,5	36
20	**A707576/2033**	30x2	1"	42	59.5	31,5	41
25	**A707576/2526**	36x2	3/4	42	58	30	36
25	**A707576/2533**	36x2	1"	42	59.5	30	41
30	**A707576/3033**	42x2	1"	50	60	36,5	41
30	**A707576/3042**	42x2	1"1/4	49	62	35,5	50
38	**A707576/3848**	52x2	1"1/2	57	66	41	55

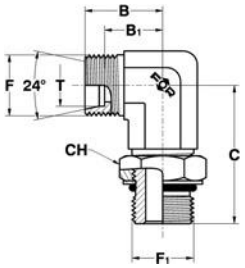

RACCORDI A 24° DIN 3861

24° CONNECTORS DIN 3861

707059

SERIE LEGGERA (L) / *LIGHT SERIES*

Terminale orientabile 90° DIN serie L - Metrico cil. con O.R. e rondella per sedi ISO 9974

90° (ADJ) elbow male DIN L series - male Metric with O.R. and retaining ring ISO 9974 ports

SEDI PAG.32 / *PORTS PAG.32*

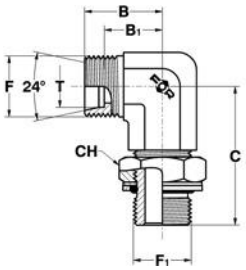

T MM.	RIFERIMENTO REFERENCE	F METRICO METRIC	F1 METRICO METRIC	B	C	B1	CH
6	A707059/0610	12x1,5	10x1	19	32.5	12	14
8	A707059/0812	14x1,5	12x1,5	21	37	14	17
10	A707059/1014	16x1,5	14x1,5	22	37	15	19
12	A707059/1214	18x1,5	14x1,5	24	37	17	19
12	A707059/1216	18x1,5	16x1,5	24	37	17	22
15	A707059/1518	22x1,5	18x1,5	28	50	21	24
18	A707059/1822	26x1,5	22x1,5	31	55	23,5	27
22	A707059/2226	30x2	26x1,5	35	55	27,5	36
28	A707059/2833	36x2	33x2	38	59.5	30,5	41
35	A707059/3542	45x2	42x2	45	62	34,5	50
42	A707059/4248	52x2	48x2	51	66	40	55
8	SA707059/0810	14x1,5	10x1	22.5	32.5	15,5	14
8	SA707059/0814	14x1,5	14x1,5	22	37	15	19
8	SA707059/0818	14x1,5	18x1,5	26	50	19	24
10	SA707059/1018	16x1,5	18x1,5	27	50	20	24
10	SA707059/1020	16x1,5	20x1,5	25	40	18	27
12	SA707059/1218	18x1,5	18x1,5	27	46	20	24
15	SA707059/1522	22x1,5	22x1,5	30	55	23	27
15	SA707059/1526	22x1,5	26x1,5	33	50	26	36
18	SA707059/1826	26x1,5	26x1,5	33	50	25,5	36
22	SA707059/2227	30x2	27x2	35	55	27,5	32

707554

SERIE PESANTE (S) / *HEAVY SERIES*

Terminale orientabile 90° DIN serie S - Metrico cil. con O.R. e rondella per sedi ISO 9974

90° (ADJ) elbow male DIN S series - male Metric with O.R. and retaining ring ISO 9974 ports

SEDI PAG.32 / *PORTS PAG.32*

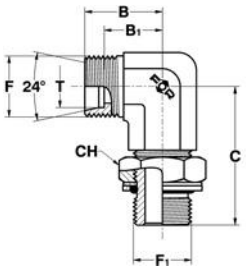

T MM.	RIFERIMENTO REFERENCE	F METRICO METRIC	F1 METRICO METRIC	B	C	B1	CH
6	A707554/0612	14x1,5	12x1,5	23	37	16	17
8	A707554/0814	16x1,5	14x1,5	24	37	17	19
10	A707554/1016	18x1,5	16x1,5	25	37	17,5	22
12	A707554/1218	20x1,5	18x1,5	29	39	21,5	24
14	A707554/1420	22x1,5	20x1,5	30	50	22	27
16	A707554/1622	24x1,5	22x1,5	33	50	24,5	27
20	A707554/2027	30x2	27x2	37	55	26,5	32
25	A707554/2533	36x2	33x2	42	59.5	30	41
30	A707554/3042	42x2	42x2	49	62	35,5	50
38	A707554/3848	52x2	48x2	57	66	41	55
6	SA707554/0618	14x1,5	18x1,5	29	40.5	22	24
8	SA707554/0818	16x1,5	18x1,5	29	39	22	24
12	SA707554/1216	20x1,5	16x1,5	29	39.5	21,5	22
12	SA707554/1222	20x1,5	22x1,5	31	50	23,5	27
16	SA707554/1618	24x1,5	18x1,5	33	48.5	24,5	24
16	SA707554/1626	24x1,5	26x1,5	35	51.5	26,5	36
16	SA707554/1627	24x1,5	27x2	35	51.5	26,5	32
25	SA707554/2527	36x2	27x2	42	58,5	30	32

FOR S.P.A. - NORME E DIMENSIONI SOGGETTE A MODIFICHE SENZA PREAVVISO.
FOR S.P.A. - DESIGN DETAILS AND SPECIFICATIONS SUBJECT TO CHANGE WITHOUT PRIOR NOTICE.

707048

SERIE LEGGERA (L) / *LIGHT SERIES*

Terminale orientabile 90°
DIN serie L - Metrico cil.
con O.R. per sedi ISO 6149
90° (ADJ) elbow male
DIN L series - male Metric
with O.R. ISO 6149 ports

SEDI PAG.30 / *PORTS PAG.30*

T MM.	RIFERIMENTO REFERENCE	F METRICO METRIC	F1 METRICO METRIC	B	C	B1	CH
6	A707048/0610	12x1,5	10x1	19	32.5	12	14
8	A707048/0812	14x1,5	12x1,5	21	37	14	17
10	A707048/1014	16x1,5	14x1,5	22	37	15	19
12	A707048/1214	18x1,5	14x1,5	24	37	17	19
12	A707048/1216	18x1,5	16x1,5	24	37	17	22
15	A707048/1518	22x1,5	18x1,5	28	50	21	24
18	A707048/1822	26x1,5	22x1,5	31	55	23,5	27
22	A707048/2227	30x2	27x2	35	55	27,5	32
28	A707048/2833	36x2	33x2	38	59.5	30,5	41
35	A707048/3542	45x2	42x2	45	62	34,5	50
42	A707048/4248	52x2	48x2	51	66	40	55
8	SA707048/0810	14x1,5	10x1	22.5	32.5	15,5	14
8	SA707048/0814	14x1,5	14x1,5	22	37	15	19
8	SA707048/0818	14x1,5	18x1,5	26	50	19	24
10	SA707048/1018	16x1,5	18x1,5	27	50	20	24
10	SA707048/1020	16x1,5	20x1,5	25	40	18	27
12	SA707048/1218	18x1,5	18x1,5	27	46	20	24
15	SA707048/1522	22x1,5	22x1,5	30	55	23	27
28	SA707048/2842	36x2	42x2	43	62	35,5	50

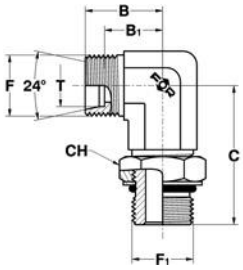

707543

SERIE PESANTE (S) / *HEAVY SERIES*

Terminale orientabile 90°
DIN serie S - Metrico cil.
con O.R. per sedi ISO 6149
90° (ADJ) elbow male
DIN S series - male Metric
with O.R. ISO 6149 ports

SEDI PAG.30 / *PORTS PAG.30*

T MM.	RIFERIMENTO REFERENCE	F METRICO METRIC	F1 METRICO METRIC	B	C	B1	CH
6	A707543/0612	14x1,5	12x1,5	23	37	16	17
8	A707543/0814	16x1,5	14x1,5	24	37	17	19
10	A707543/1016	18x1,5	16x1,5	25	37	17,5	22
12	A707543/1218	20x1,5	18x1,5	29	39	21,5	24
14	A707543/1420	22x1,5	20x1,5	30	50	22	27
16	A707543/1622	24x1,5	22x1,5	33	50	24,5	27
20	A707543/2027	30x2	27x2	37	55	26,5	32
25	A707543/2533	36x2	33x2	42	59.5	30	41
30	A707543/3042	42x2	42x2	49	62	35,5	50
38	A707543/3848	52x2	48x2	57	66	41	55
6	SA707543/0618	14x1,5	18x1,5	29	40.5	22	24
8	SA707543/0818	16x1,5	18x1,5	29	39	22	24
12	SA707543/1216	20x1,5	16x1,5	29	39.5	21,5	22
12	SA707543/1222	20x1,5	22x1,5	31	50	23,5	27
16	SA707543/1618	24x1,5	18x1,5	33	48.5	24,5	24
16	SA707543/1627	24x1,5	27x2	35	51.5	26,5	32
25	SA707543/2527	36x2	27x2	42	58,5	30	32

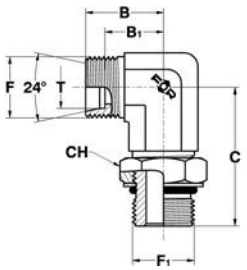

FOR S.P.A. - NORME E DIMENSIONI SOGGETTE A MODIFICHE SENZA PREAVVISO.
FOR S.P.A. - DESIGN DETAILS AND SPECIFICATIONS SUBJECT TO CHANGE WITHOUT PRIOR NOTICE.

RACCORDI A 24° DIN 3861

24° CONNECTORS DIN 3861

707082

SERIE LEGGERA (L) / *LIGHT SERIES*

Giunzione 90° maschio
DIN serie L - GAS conico (BSPT)
per sedi ISO 7
90° Elbow male
DIN L series - male BSPT
taper ISO 7 ports

SEDI PAG.35 / *PORTS PAG.35*

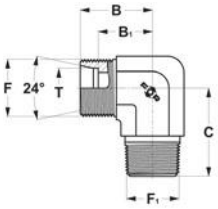

T MM.	RIFERIMENTO REFERENCE	F METRICO METRIC	F1 GAS CON.BSPT	B	C	B1
6	A707082/0610	12x1,5	1/8	19.5	20	12,5
6	A707082/0613	12x1,5	1/4	21	26	14
8	A707082/0810	14x1,5	1/8	21	25	14
8	A707082/0813	14x1,5	1/4	21	26	14
8	A707082/0817	14x1,5	3/8	24	28	17
10	A707082/1013	16x1,5	1/4	23	27	16
10	A707082/1017	16x1,5	3/8	24	27,5	17
10	A707082/1021	16x1,5	1/2	28	34	21
12	A707082/1213	18x1,5	1/4	24	27	17
12	A707082/1217	18x1,5	3/8	24	28	17
12	A707082/1221	18x1,5	1/2	28	34	21
15	A707082/1521	22x1,5	1/2	28	34	21
18	A707082/1821	26x1,5	1/2	31	34	23,5
18	A707082/1826	26x1,5	3/4	31	40	23,5
22	A707082/2226	30x2	3/4	35	42	27,5
28	A707082/2833	36x2	1"	38	50	30,5
35	A707082/3542	45x2	1"1/4	45	54	34,5
42	A707082/4248	52x2	1"1/2	51	61	40

707587

SERIE PESANTE (S) / *HEAVY SERIES*

Giunzione 90° maschio
DIN serie S - GAS conico (BSPT)
per sedi ISO 7
90° Elbow male
DIN S series - male BSPT
taper ISO 7 ports

SEDI PAG.35 / *PORTS PAG.35*

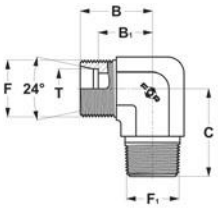

T MM.	RIFERIMENTO REFERENCE	F METRICO METRIC	F1 GAS CON.BSPT	B	C	B1
6	A707587/0613	14x1,5	1/4	23	26	16
6	A707587/0617	14x1,5	3/8	25	28	18
8	A707587/0813	16x1,5	1/4	24,5	27	17,5
8	A707587/0817	16x1,5	3/8	25	28	18
10	A707587/1013	18x1,5	1/4	25	28	17,5
10	A707587/1017	18x1,5	3/8	25	28	17,5
10	A707587/1021	18x1,5	1/2	30	32	22,5
12	A707587/1217	20x1,5	3/8	29	28	21,5
12	A707587/1221	20x1,5	1/2	30	32	22,5
14	A707587/1417	22x1,5	3/8	30	30	22
14	A707587/1421	22x1,5	1/2	30	32	22
16	A707587/1621	24x1,5	1/2	33	32	24,5
20	A707587/2026	30x2	3/4	37	42	26,5
25	A707587/2526	36x2	3/4	42	46	30
25	A707587/2533	36x2	1"	43	50	31
30	A707587/3042	42x2	1"1/4	49	52	35,5
38	A707587/3848	52x2	1"1/2	57	61	41

FOR S.P.A. - NORME E DIMENSIONI SOGGETTE A MODIFICHE SENZA PREAVVISO.
FOR S.P.A. - DESIGN DETAILS AND SPECIFICATIONS SUBJECT TO CHANGE WITHOUT PRIOR NOTICE.

707093

SERIE LEGGERA (L) / *LIGHT SERIES*

Giunzione 90° maschio
DIN serie L - NPTF
per sedi SAE 476
90° Elbow male
DIN L series - male NPTF
taper SAE 476 ports

SEDI PAG.35 / *PORTS PAG.35*

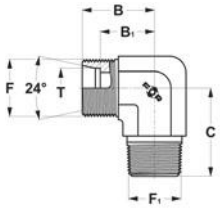

T MM.	RIFERIMENTO REFERENCE	F METRICO METRIC	F1 NPTF	B	C	B1
6	**A707093/0610**	12x1,5	1/8	19.5	20	12,5
6	**A707093/0613**	12x1,5	1/4	21	26	14
6	**A707093/0617**	12x1,5	3/8	25	28	18
8	**A707093/0810**	14x1,5	1/8	21	26	14
8	**A707093/0813**	14x1,5	1/4	21	26	14
10	**A707093/1013**	16x1,5	1/4	23	27	16
10	**A707093/1017**	16x1,5	3/8	24	28	17
12	**A707093/1213**	18x1,5	1/4	24	28	17
12	**A707093/1217**	18x1,5	3/8	24	28	17
12	**A707093/1221**	18x1,5	1/2	28	34	21
15	**A707093/1521**	22x1,5	1/2	28	34	21
18	**A707093/1821**	26x1,5	1/2	31	36	23,5
22	**A707093/2226**	30x2	3/4	35	42	27,5
28	**A707093/2833**	36x2	1"	38	48	30,5
35	**A707093/3542**	45x2	1"1/4	45	54	34,5
42	**A707093/4248**	52x2	1"1/2	51	61	40

707598

SERIE PESANTE (S) / *HEAVY SERIES*

Giunzione 90° maschio
DIN serie S - NPTF
per sedi SAE 476
90° Elbow male
DIN S series - male NPTF
taper SAE 476 ports

SEDI PAG.35 / *PORTS PAG.35*

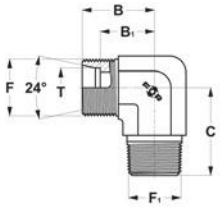

T MM.	RIFERIMENTO REFERENCE	F METRICO METRIC	F1 NPTF	B	C	B1
6	**A707598/0613**	14x1,5	1/4	23	26	16
8	**A707598/0813**	16x1,5	1/4	24	27	17
8	**A707598/0817**	16x1,5	3/8	25	28	18
8	**A707598/0821**	16x1,5	1/2	30	34	23
10	**A707598/1013**	18x1,5	1/4	25	28	17,5
10	**A707598/1017**	18x1,5	3/8	25	28	17,5
12	**A707598/1213**	20x1,5	1/4	29	29	21,5
12	**A707598/1217**	20x1,5	3/8	29	28	21,5
12	**A707598/1221**	20x1,5	1/2	30	34	22,5
14	**A707598/1421**	22x1,5	1/2	30	34	22
16	**A707598/1621**	24x1,5	1/2	33	36	24,5
20	**A707598/2026**	30x2	3/4	37	42	26,5
25	**A707598/2533**	36x2	1"	42	48	32
30	**A707598/3042**	42x2	1"1/4	49	54	35,5
38	**A707598/3848**	52x2	1"1/2	57	61	41

FOR S.P.A. - NORME E DIMENSIONI SOGGETTE A MODIFICHE SENZA PREAVVISO.
FOR S.P.A. - DESIGN DETAILS AND SPECIFICATIONS SUBJECT TO CHANGE WITHOUT PRIOR NOTICE.

RACCORDI A 24° DIN 3861

24° CONNECTORS DIN 3861

707181

SERIE LEGGERA (L) / *LIGHT SERIES*

Giunzione 90° maschio
DIN serie L - Metrico conico
90° Elbow male
DIN L series - male metric taper end

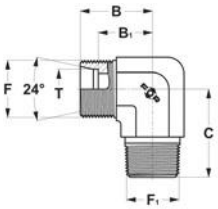

T MM.	RIFERIMENTO REFERENCE	F METRICO METRIC	F1 METR.CON.	B	C	B1
6	**A707181/0610**	12x1,5	10x1	19.5	20	12,5
8	**A707181/0812**	14x1,5	12x1,5	21	26	14
10	**A707181/1014**	16x1,5	14x1,5	22	27	15
12	**A707181/1216**	18x1,5	16x1,5	24	28	17
15	**A707181/1518**	22x1,5	18x1,5	28	32	21
18	**A707181/1822**	26x1,5	22x1,5	31	36	23,5

707686

SERIE PESANTE (S) / *HEAVY SERIES*

Giunzione 90° maschio
DIN serie S - Metrico conico
90° Elbow male
DIN S series - male metric taper end

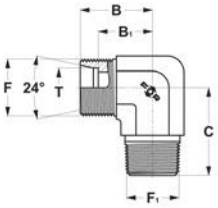

T MM.	RIFERIMENTO REFERENCE	F METRICO METRIC	F1 METR.CON.	B	C	B1
6	**A707686/0612**	14x1,5	12x1,5	23	26	16
8	**A707686/0814**	16x1,5	14x1,5	24	27	17
10	**A707686/1016**	18x1,5	16x1,5	25	28	17,5
12	**A707686/1218**	20x1,5	18x1,5	29	28	21,5
14	**A707686/1420**	22x1,5	20x1,5	30	32	22
16	**A707686/1622**	24x1,5	22x1,5	33	32	24,5

FOR S.P.A. - NORME E DIMENSIONI SOGGETTE A MODIFICHE SENZA PREAVVISO.
FOR S.P.A. - DESIGN DETAILS AND SPECIFICATIONS SUBJECT TO CHANGE WITHOUT PRIOR NOTICE.

707213

SERIE LEGGERA (L) / *LIGHT SERIES*

Giunzione 90° maschio
DIN serie L - Saldatura di testa
90° Elbow male
DIN L series with
welding end

T MM.	RIFERIMENTO REFERENCE	F METRICO METRIC	D	B	C	B1
6	**X707213/0610**	12x1,5	10	19.5	19	12,5
8	**X707213/0812**	14x1,5	12	21	23	14
10	**X707213/1014**	16x1,5	14	22	24	15
12	**X707213/1216**	18x1,5	16	24	25	17
15	**X707213/1519**	22x1,5	19	28	30	21
18	**X707213/1822**	26x1,5	22	31	33	23,5
22	**X707213/2227**	30x2	27	35	37	27,5
28	**X707213/2832**	36x2	32	38	42	30,5
35	**X707213/3540**	45x2	40	45	49	34,5
42	**X707213/4246**	52x2	46	51	57	40

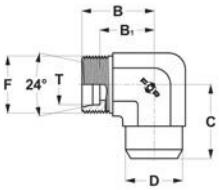

707718

SERIE PESANTE (S) / *HEAVY SERIES*

Giunzione 90° maschio
DIN serie S - Saldatura di testa
90° Elbow male
DIN S series
with welding end

T MM.	RIFERIMENTO REFERENCE	F METRICO METRIC	D	B	C	B1
6	**X707718/0611**	14x1,5	11	23	23	16
8	**X707718/0813**	16x1,5	13	24	24	17
10	**X707718/1015**	18x1,5	15	25	25	17,5
12	**X707718/1217**	20x1,5	17	29	29	21,5
14	**X707718/1419**	22x1,5	19	30	30	22
16	**X707718/1621**	24x1,5	21	33	33	24,5
20	**X707718/2026**	30x2	26	37	37	26,5
25	**X707718/2531**	36x2	31	42	42	30
30	**X707718/3036**	42x2	36	49	49	35,5
38	**X707718/3844**	52x2	44	57	57	41

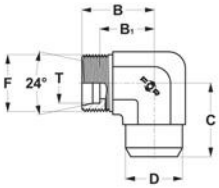

FOR S.P.A. - NORME E DIMENSIONI SOGGETTE A MODIFICHE SENZA PREAVVISO.
FOR S.P.A. - DESIGN DETAILS AND SPECIFICATIONS SUBJECT TO CHANGE WITHOUT PRIOR NOTICE.

RACCORDI A 24° DIN 3861

24° CONNECTORS DIN 3861

710002

SERIE LEGGERA (L) / *LIGHT SERIES*

Prolunga orientabile 90°
DIN serie L - SAE UNF-UN
per sedi ISO 11926
90° (ADJ) long elbow male
DIN L series - male SAE UNF-UN
with O.R. ISO 11926 ports

SEDI PAG.30 / *PORTS PAG.30*

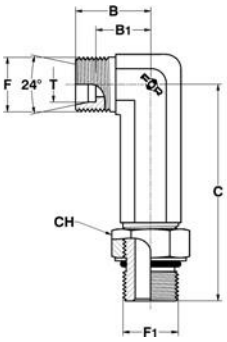

T MM.	RIFERIMENTO REFERENCE	F METRICO METRIC	F1 UNF-UN	B	C	B1	CH
6	**A710002/0611**	12x1,5	7/16-20	19	57	12	14
8	**A710002/0814**	14x1,5	9/16-18	21	64	14	19
10	**A710002/1014**	16x1,5	9/16-18	22	67	15	19
12	**A710002/1219**	18x1,5	3/4-16	24	73	17	22
15	**A710002/1522**	22x1,5	7/8-14	28	87	21	27
18	**A710002/1827**	26x1,5	1"1/16-12	31	102	23,5	32
22	**A710002/2227**	30x2	1"1/16-12	35	102	27,5	32
28	**A710002/2833**	36x2	1"5/16-12	38	120	30,5	38
35	**A710002/3541**	45x2	1"5/8-12	45	130	34,5	50
42	**A710002/4248**	52x2	1"7/8-12	51	142	40	55

710507

SERIE PESANTE (S) / *HEAVY SERIES*

Prolunga orientabile 90°
DIN serie S - SAE UNF-UN
per sedi ISO 11926
90° (ADJ) long elbow male
DIN S series - male SAE UNF-UN
with O.R. ISO 11926 ports

SEDI PAG.30 / *PORTS PAG.30*

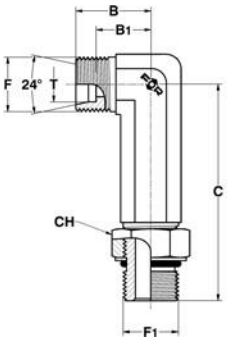

T MM.	RIFERIMENTO REFERENCE	F METRICO METRIC	F1 UNF-UN	B	C	B1	CH
6	**A710507/0611**	14x1,5	7/16-20	23	57	16	16
8	**A710507/0814**	16x1,5	9/16-18	24	64	17	19
10	**A710507/1014**	18x1,5	9/16-18	25	67	17,5	19
12	**A710507/1219**	20x1,5	3/4-16	29	73	21,5	24
14	**A710507/1422**	22x1,5	7/8-14	30	87	22	27
16	**A710507/1622**	24x1,5	7/8-14	33	92	24,5	27
20	**A710507/2027**	30x2	1"1/16-12	37	102	26,5	35
25	**A710507/2533**	36x2	1"5/16-12	42	120	30	41
30	**A710507/3041**	42x2	1"5/8-12	49	130	35,5	50
38	**A710507/3848**	52x2	1"7/8-12	57	142	41	55

FOR S.P.A. - NORME E DIMENSIONI SOGGETTE A MODIFICHE SENZA PREAVVISO.
FOR S.P.A. - DESIGN DETAILS AND SPECIFICATIONS SUBJECT TO CHANGE WITHOUT PRIOR NOTICE.

710024

SERIE LEGGERA (L) / *LIGHT SERIES*

Prolunga orientabile 90°
DIN serie L - GAS cil. (BSPP) con O.R.
e rondella per sedi ISO 1179
90° (ADJ) long elbow male
DIN L series - male BSPP with O.R.
and retaining ring ISO 1179 ports

SEDI PAG.32 / *PORTS PAG.32*

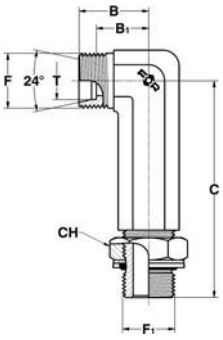

T MM.	RIFERIMENTO REFERENCE	F METRICO METRIC	F1 GAS CIL.BSPP	B	C	B1	CH
6	**A710024/0610**	12x1,5	1/8	19	57	12	14
8	**A710024/0813**	14x1,5	1/4	21	64	14	19
10	**A710024/1013**	16x1,5	1/4	22	67	15	19
12	**A710024/1217**	18x1,5	3/8	24	70	17	24
15	**A710024/1521**	22x1,5	1/2	28	87	21	27
18	**A710024/1821**	26x1,5	1/2	31	102	23,5	27
22	**A710024/2226**	30x2	3/4	35	102	27,5	36
28	**A710024/2833**	36x2	1"	38	120	30,5	41
35	**A710024/3542**	45x2	1"1/4	45	130	34,5	50
42	**A710024/4248**	52x2	1"1/2	51	142	40	60

710529

SERIE PESANTE (S) / *HEAVY SERIES*

Prolunga orientabile 90°
DIN serie S - GAS cil. (BSPP) con O.R.
e rondella per sedi ISO 1179
90° (ADJ) long elbow male
DIN S series - male BSPP with O.R.
and retaining ring ISO 1179 ports

SEDI PAG.32 / *PORTS PAG.32*

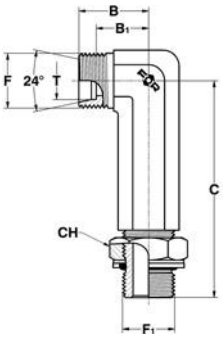

T MM.	RIFERIMENTO REFERENCE	F METRICO METRIC	F1 GAS CIL.BSPP	B	C	B1	CH
6	**A710529/0613**	14x1,5	1/4	23	61	16	19
8	**A710529/0813**	16x1,5	1/4	24	64	17	19
10	**A710529/1017**	18x1,5	3/8	25	67	17,5	24
12	**A710529/1217**	20x1,5	3/8	29	73	21,5	24
14	**A710529/1421**	22x1,5	1/2	30	87	22	27
16	**A710529/1621**	24x1,5	1/2	33	92	24,5	27
20	**A710529/2026**	30x2	3/4	37	102	26,5	36
25	**A710529/2533**	36x2	1"	42	120	30	41
30	**A710529/3042**	42x2	1"1/4	49	130	35,5	50
38	**A710529/3848**	52x2	1"1/2	57	142	41	60
12	**SA710529/1221**	20x1,5	1/2	29	87	21,5	27
14	**SA710529/1417**	22x1,5	3/8	30	84	22	24
16	**SA710529/1626**	24x1,5	3/4	35	102	26,5	36

FOR S.P.A. - NORME E DIMENSIONI SOGGETTE A MODIFICHE SENZA PREAVVISO.
FOR S.P.A. - DESIGN DETAILS AND SPECIFICATIONS SUBJECT TO CHANGE WITHOUT PRIOR NOTICE.

RACCORDI A 24° DIN 3861

24° CONNECTORS DIN 3861

710057

SERIE LEGGERA (L) / *LIGHT SERIES*

Prolunga orientabile 90°
DIN serie L - GAS cil. (JIS)
con O.R. per sedi JIS 2351
90° (ADJ) long elbow male
DIN L series - male JIS
with O.R. JIS 2351 ports

SEDI PAG.31 / *PORTS PAG.31*

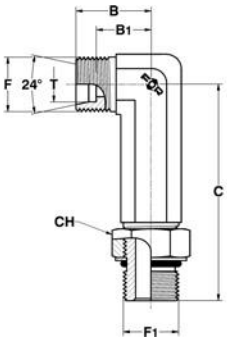

T MM.	RIFERIMENTO REFERENCE	F METRICO METRIC	F1 GAS CIL.JIS	B	C	B1	CH
6	**A710057/0610**	12x1,5	1/8	19	57	12	14
8	**A710057/0813**	14x1,5	1/4	21	64	14	19
10	**A710057/1013**	16x1,5	1/4	22	67	15	19
12	**A710057/1217**	18x1,5	3/8	24	70	17	22
15	**A710057/1521**	22x1,5	1/2	28	87	21	27
18	**A710057/1821**	26x1,5	1/2	31	102	23,5	27
22	**A710057/2226**	30x2	3/4	35	102	27,5	36
28	**A710057/2833**	36x2	1"	38	120	30,5	41
35	**A710057/3542**	45x2	1"1/4	45	130	34,5	50
42	**A710057/4248**	52x2	1"1/2	51	142	40	55

710552

SERIE PESANTE (S) / *HEAVY SERIES*

Prolunga orientabile 90°
DIN serie S - GAS cil. (JIS)
con O.R. per sedi JIS 2351
90° (ADJ) long elbow male
DIN S series - male JIS
with O.R. JIS 2351 ports

SEDI PAG.31 / *PORTS PAG.31*

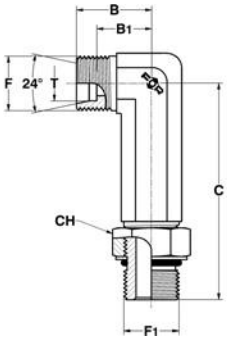

T MM.	RIFERIMENTO REFERENCE	F METRICO METRIC	F1 GAS CIL.JIS	B	C	B1	CH
6	**A710552/0613**	14x1,5	1/4	23	61	16	19
8	**A710552/0813**	16x1,5	1/4	24	64	17	19
10	**A710552/1017**	18x1,5	3/8	25	67	17,5	22
12	**A710552/1217**	20x1,5	3/8	29	73	21,5	22
12	**A710552/1221**	20x1,5	1/2	29	87	21,5	27
14	**A710552/1421**	22x1,5	1/2	30	87	22	27
16	**A710552/1621**	24x1,5	1/2	33	92	24,5	27
16	**A710552/1626**	24x1,5	3/4	35	102	26,5	36
20	**A710552/2026**	30x2	3/4	37	102	26,5	36
25	**A710552/2533**	36x2	1"	42	120	30	41
30	**A710552/3042**	42x2	1"1/4	49	130	35,5	50
38	**A710552/3848**	52x2	1"1/2	57	142	41	55

FOR S.P.A. - NORME E DIMENSIONI SOGGETTE A MODIFICHE SENZA PREAVVISO.
FOR S.P.A. - DESIGN DETAILS AND SPECIFICATIONS SUBJECT TO CHANGE WITHOUT PRIOR NOTICE.

710046

SERIE LEGGERA (L) / *LIGHT SERIES*

Prolunga orientabile 90°
DIN serie L - Metrico cil.
con O.R. e rondella per sedi ISO 9974
90° (ADJ) long elbow male
DIN L series - male Metric with O.R.
and retaining ring ISO 9974 ports

SEDI PAG.32 / *PORTS PAG.32*

T MM.	RIFERIMENTO REFERENCE	F METRICO METRIC	F1 METRICO METRIC	B	C	B1	CH
6	**A710046/0610**	12x1,5	10x1	19	57	12	14
8	**A710046/0812**	14x1,5	12x1,5	21	64	14	17
10	**A710046/1014**	16x1,5	14x1,5	22	67	15	19
12	**A710046/1216**	18x1,5	16x1,5	24	73	17	22
15	**A710046/1518**	22x1,5	18x1,5	28	87	21	24
18	**A710046/1822**	26x1,5	22x1,5	31	102	23,5	27
22	**A710046/2226**	30x2	26x1,5	35	102	27,5	36
28	**A710046/2833**	36x2	33x2	38	120	30,5	41
35	**A710046/3542**	45x2	42x2	45	130	34,5	50
42	**A710046/4248**	52x2	48x2	51	142	40	55
12	**SA710046/1218**	18x1,5	18x1,5	27	87	20	24

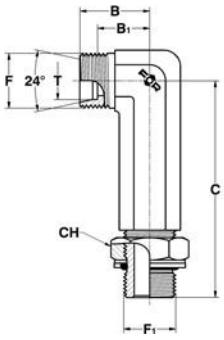

710541

SERIE PESANTE (S) / *HEAVY SERIES*

Prolunga orientabile 90°
DIN serie S - Metrico cil.
con O.R. e rondella per sedi ISO 9974
90° (ADJ) long elbow male
DIN S series - male Metric with O.R.
and retaining ring ISO 9974 ports

SEDI PAG.32 / *PORTS PAG.32*

T MM.	RIFERIMENTO REFERENCE	F METRICO METRIC	F1 METRICO METRIC	B	C	B1	CH
6	**A710541/0612**	14x1,5	12x1,5	23	61	16	17
8	**A710541/0814**	16x1,5	14x1,5	24	64	17	19
10	**A710541/1016**	18x1,5	16x1,5	25	67	17,5	22
12	**A710541/1218**	20x1,5	18x1,5	29	73	21,5	24
14	**A710541/1420**	22x1,5	20x1,5	30	87	22	27
16	**A710541/1622**	24x1,5	22x1,5	33	102	24,5	27
20	**A710541/2027**	30x2	27x2	37	102	26,5	32
25	**A710541/2533**	36x2	33x2	42	120	30	41
30	**A710541/3042**	42x2	42x2	49	130	35,5	50
38	**A710541/3848**	52x2	48x2	57	142	41	55

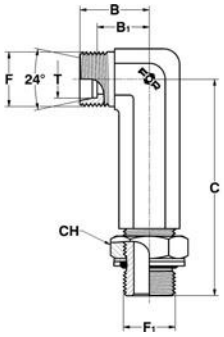

FOR S.P.A. - NORME E DIMENSIONI SOGGETTE A MODIFICHE SENZA PREAVVISO.
FOR S.P.A. - DESIGN DETAILS AND SPECIFICATIONS SUBJECT TO CHANGE WITHOUT PRIOR NOTICE.

RACCORDI A 24° DIN 3861

24° CONNECTORS DIN 3861

710035

SERIE LEGGERA (L) / *LIGHT SERIES*

Prolunga orientabile 90°
DIN serie L - Metrico cil.
con O.R. per sedi ISO 6149
90° (ADJ) long elbow male
DIN L series - male Metric
with O.R. ISO 6149 ports

SEDI PAG.30 / *PORTS PAG.30*

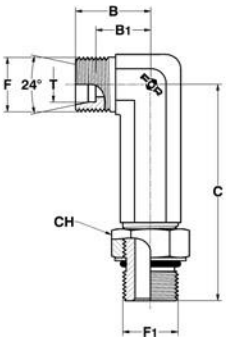

T MM.	RIFERIMENTO REFERENCE	F METRICO METRIC	F1 METRICO METRIC	B	C	B1	CH
6	**A710035/0610**	12x1,5	10x1	19	57	12	14
8	**A710035/0812**	14x1,5	12x1,5	21	64	14	17
10	**A710035/1014**	16x1,5	14x1,5	22	67	15	19
12	**A710035/1216**	18x1,5	16x1,5	24	73	17	22
15	**A710035/1518**	22x1,5	18x1,5	28	87	21	24
18	**A710035/1822**	26x1,5	22x1,5	31	102	23,5	27
22	**A710035/2227**	30x2	27x2	35	102	27,5	32
28	**A710035/2833**	36x2	33x2	38	120	30,5	41
35	**A710035/3542**	45x2	42x2	45	130	34,5	50
42	**A710035/4248**	52x2	48x2	51	142	40	55
12	**SA710035/1218**	18x1,5	18x1,5	27	87	20	24

710530

SERIE PESANTE (S) / *HEAVY SERIES*

Prolunga orientabile 90°
DIN serie S - Metrico cil.
con O.R. per sedi ISO 6149
90° (ADJ) long elbow male
DIN S series - male Metric
with O.R. ISO 6149 ports

SEDI PAG.30 / *PORTS PAG.30*

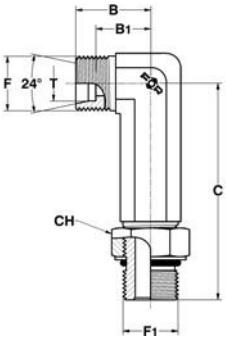

T MM.	RIFERIMENTO REFERENCE	F METRICO METRIC	F1 METRICO METRIC	B	C	B1	CH
6	**A710530/0612**	14x1,5	12x1,5	23	61	16	17
8	**A710530/0814**	16x1,5	14x1,5	24	64	17	19
10	**A710530/1016**	18x1,5	16x1,5	25	67	17,5	22
12	**A710530/1218**	20x1,5	18x1,5	29	73	21,5	24
14	**A710530/1420**	22x1,5	20x1,5	30	87	22	27
16	**A710530/1622**	24x1,5	22x1,5	33	102	24,5	27
20	**A710530/2027**	30x2	27x2	37	102	26,5	32
25	**A710530/2533**	36x2	33x2	42	120	30	41
30	**A710530/3042**	42x2	42x2	49	130	35,5	50
38	**A710530/3848**	52x2	48x2	57	142	41	55

FOR S.P.A. - NORME E DIMENSIONI SOGGETTE A MODIFICHE SENZA PREAVVISO.
FOR S.P.A. - DESIGN DETAILS AND SPECIFICATIONS SUBJECT TO CHANGE WITHOUT PRIOR NOTICE.

708006

SERIE LEGGERA (L) / *LIGHT SERIES*

Giunzione 90° passaparatia
DIN - DIN serie L
90° bulkhead elbow
male DIN L series

T MM.	T1 MM.	RIFERIMENTO REFERENCE	F METRICO METRIC	F1 METRICO METRIC	B	C	B1	C1	C2	CH
6	6	**A708006/06**	12x1,5	12x1,5	19	48	12	14	27	17
8	8	**A708006/08**	14x1,5	14x1,5	21	51	14	17	27	19
10	10	**A708006/10**	16x1,5	16x1,5	22	53	15	18	28	22
12	12	**A708006/12**	18x1,5	18x1,5	24	56	17	20	29	24
15	15	**A708006/15**	22x1,5	22x1,5	28	61	21	23	31	30
18	18	**A708006/18**	26x1,5	26x1,5	31	64	23,5	24	32,5	36
22	22	**A708006/22**	30x2	30x2	35	72	27,5	30	34,5	41
28	28	**A708006/28**	36x2	36x2	38	77	30,5	34	35,5	46
35	35	**A708006/35**	45x2	45x2	45	86	34,5	39	36,5	55
42	42	**A708006/42**	52x2	52x2	51	90	40	43	36	65

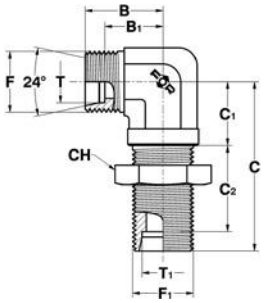

708501

SERIE PESANTE (S) / *HEAVY SERIES*

Giunzione 90° passaparatia
DIN - DIN serie S
90° bulkhead elbow
male DIN S series

T MM.	T1 MM.	RIFERIMENTO REFERENCE	F METRICO METRIC	F1 METRICO METRIC	B	C	B1	C1	C2	CH
6	6	**A708501/06**	14x1,5	14x1,5	23	53	16	17	29	19
8	8	**A708501/08**	16x1,5	16x1,5	24	54	17	18	29	22
10	10	**A708501/10**	18x1,5	18x1,5	25	57	17,5	20	29,5	24
12	12	**A708501/12**	20x1,5	20x1,5	29	59	21,5	21	30,5	27
14	14	**A708501/14**	22x1,5	22x1,5	30	61	22	23	32	30
16	16	**A708501/16**	24x1,5	24x1,5	33	64	24,5	24	31,5	32
20	20	**A708501/20**	30x2	30x2	37	74	26,5	30	33,5	41
25	25	**A708501/25**	36x2	36x2	42	81	30	34	35	46
30	30	**A708501/30**	42x2	42x2	49	90	35,5	39	37,5	50
38	38	**A708501/38**	52x2	52x2	57	96	41	43	37	65

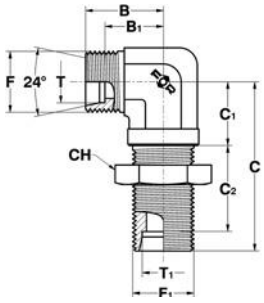

FOR S.P.A. - NORME E DIMENSIONI SOGGETTE A MODIFICHE SENZA PREAVVISO.
FOR S.P.A. - DESIGN DETAILS AND SPECIFICATIONS SUBJECT TO CHANGE WITHOUT PRIOR NOTICE.

RACCORDI A 24° DIN 3861

24° CONNECTORS DIN 3861

711005

SERIE LEGGERA (L) / *LIGHT SERIES*

Giunzione a T maschi
DIN serie L
Union tee male
DIN L series

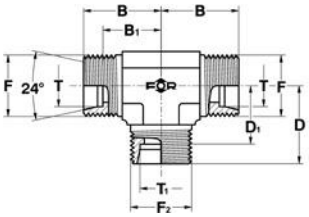

T MM.	T1 MM.	RIFERIMENTO REFERENCE	F METRICO METRIC	F2 METRICO METRIC	B	D	B1	D1
6	6	**A711005/06**	12x1,5	12x1,5	19	19	12	12
8	8	**A711005/08**	14x1,5	14x1,5	21	21	14	14
10	10	**A711005/10**	16x1,5	16x1,5	22	22	15	15
12	12	**A711005/12**	18x1,5	18x1,5	24	24	17	17
15	15	**A711005/15**	22x1,5	22x1,5	28	28	21	21
18	18	**A711005/18**	26x1,5	26x1,5	31	31	23,5	23,5
22	22	**A711005/22**	30x2	30x2	35	35	27,5	27,5
28	28	**A711005/28**	36x2	36x2	38	38	30,5	30,5
35	35	**A711005/35**	45x2	45x2	45	45	34,5	34,5
42	42	**A711005/42**	52x2	52x2	51	51	40	40
6	8	**SA711005/060608**	12x1,5	14x1,5	21	21	14	14
6	10	**SA711005/060610**	12x1,5	16x1,5	22	22	15	15
8	6	**SA711005/080806**	14x1,5	12x1,5	21	21	14	14
8	10	**SA711005/080810**	14x1,5	16x1,5	22	22	15	15
8	12	**SA711005/080812**	14x1,5	18x1,5	24	24	17	17
10	6	**SA711005/101006**	16x1,5	12x1,5	22	22	15	15
10	8	**SA711005/101008**	16x1,5	14x1,5	22	22	15	15
10	12	**SA711005/101012**	16x1,5	18x1,5	24	24	17	17
10	15	**SA711005/101015**	16x1,5	22x1,5	28	28	21	21
12	6	**SA711005/121206**	18x1,5	12x1,5	24	24	17	17
12	8	**SA711005/121208**	18x1,5	14x1,5	24	24	17	17
12	10	**SA711005/121210**	18x1,5	16x1,5	24	24	17	17
12	15	**SA711005/121215**	18x1,5	22x1,5	28	28	21	21
12	18	**SA711005/121218**	18x1,5	26x1,5	31	31	24	23,5
15	6	**SA711005/151506**	22x1,5	12x1,5	28	28	21	21
15	8	**SA711005/151508**	22x1,5	14x1,5	28	28	21	21
15	10	**SA711005/151510**	22x1,5	16x1,5	28	28	21	21
15	12	**SA711005/151512**	22x1,5	18x1,5	28	28	21	21
18	10	**SA711005/181810**	26x1,5	16x1,5	31	31	23,5	24
18	12	**SA711005/181812**	26x1,5	18x1,5	31	31	23,5	24
18	15	**SA711005/181815**	26x1,5	22x1,5	31	31	23,5	24
22	10	**SA711005/222210**	30x2	16x1,5	35	35	27,5	28
22	12	**SA711005/222212**	30x2	18x1,5	35	35	27,5	28
22	15	**SA711005/222215**	30x2	22x1,5	35	35	27,5	28
22	18	**SA711005/222218**	30x2	26x1,5	35	35	27,5	27,5
28	10	**SA711005/282810**	36x2	16x1,5	38	38	30,5	31
28	12	**SA711005/282812**	36x2	18x1,5	38	38	30,5	31
28	15	**SA711005/282815**	36x2	22x1,5	38	38	30,5	31
28	18	**SA711005/282818**	36x2	26x1,5	38	38	30,5	30,5
28	22	**SA711005/282822**	36x2	30x2	38	38	30,5	30,5

FOR S.P.A. - NORME E DIMENSIONI SOGGETTE A MODIFICHE SENZA PREAVVISO.
FOR S.P.A. - DESIGN DETAILS AND SPECIFICATIONS SUBJECT TO CHANGE WITHOUT PRIOR NOTICE.

711500

SERIE PESANTE (S) / *HEAVY SERIES*

Giunzione a "T" maschi
DIN serie S
Union tee male
DIN S series

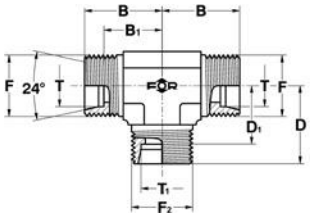

T MM.	T1 MM.	RIFERIMENTO REFERENCE	F METRICO METRIC	F2 METRICO METRIC	B	D	B1	D1
6	6	**A711500/06**	14x1,5	14x1,5	23	23	16	16
8	8	**A711500/08**	16x1,5	16x1,5	24	24	17	17
10	10	**A711500/10**	18x1,5	18x1,5	25	25	17,5	17,5
12	12	**A711500/12**	20x1,5	20x1,5	29	29	21,5	21,5
14	14	**A711500/14**	22x1,5	22x1,5	30	30	22	22
16	16	**A711500/16**	24x1,5	24x1,5	33	33	24,5	24,5
20	20	**A711500/20**	30x2	30x2	37	37	26,5	26,5
25	25	**A711500/25**	36x2	36x2	42	42	30	30
30	30	**A711500/30**	42x2	42x2	49	49	35,5	35,5
38	38	**A711500/38**	52x2	52x2	57	57	41	41
8	10	**SA711500/080810**	16x1,5	18x1,5	25	25	18	17,5
10	6	**SA711500/101006**	18x1,5	14x1,5	25	25	17,5	18
12	8	**SA711500/121208**	20x1,5	16x1,5	29	29	21,5	22
12	10	**SA711500/121210**	20x1,5	18x1,5	29	29	21,5	21,5
12	16	**SA711500/121216**	20x1,5	24x1,5	33	33	25,5	24,5
16	6	**SA711500/161606**	24x1,5	14x1,5	33	33	24,5	26
16	8	**SA711500/161608**	24x1,5	16x1,5	33	33	24,5	26
16	10	**SA711500/161610**	24x1,5	18x1,5	33	33	24,5	25,5
16	12	**SA711500/161612**	24x1,5	20x1,5	33	33	24,5	25,5
16	20	**SA711500/161620**	24x1,5	30x2	37	37	28,5	26,5
20	10	**SA711500/202010**	30x2	18x1,5	37	37	26,5	29,5
20	12	**SA711500/202012**	30x2	20x1,5	37	37	26,5	29,5
20	16	**SA711500/202016**	30x2	24x1,5	37	37	26,5	28,5
20	25	**SA711500/202025**	30x2	36x2	42	42	31,5	30
25	16	**SA711500/252516**	36x2	24x1,5	42	42	30	33,5
25	20	**SA711500/252520**	36x2	30x2	42	42	30	31,5
25	30	**SA711500/252530**	36x2	42x2	49	49	37	35,5

FOR S.P.A. - NORME E DIMENSIONI SOGGETTE A MODIFICHE SENZA PREAVVISO.
FOR S.P.A. - DESIGN DETAILS AND SPECIFICATIONS SUBJECT TO CHANGE WITHOUT PRIOR NOTICE.

RACCORDI A 24° DIN 3861

24° CONNECTORS DIN 3861

711160

SERIE LEGGERA (L) / *LIGHT SERIES*

Giunzione a "T" maschi
DIN serie L con sfera interna
Union tee male
DIN L series
with shuttle valve

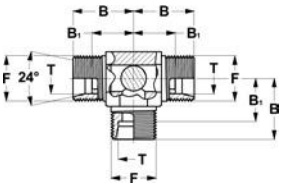

T MM.	RIFERIMENTO REFERENCE	F METRICO METRIC	B	B1
6	**A711160/06**	12x1,5	19	12
8	**A711160/08**	14x1,5	21	14
10	**A711160/10**	16x1,5	22,5	15,5
12	**A711160/12**	18x1,5	24	17

711665

SERIE PESANTE (S) / *HEAVY SERIES*

Giunzione a "T" maschi
DIN serie S con sfera interna
Union tee male
DIN S series
with shuttle valve

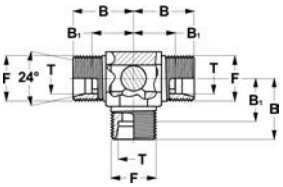

T MM.	RIFERIMENTO REFERENCE	F METRICO METRIC	B	B1
6	**A711665/06**	14x1,5	23	16
8	**A711665/08**	16x1,5	24	17
10	**A711665/10**	18x1,5	25	17,5
12	**A711665/12**	20x1,5	29	21,5

FOR S.P.A. - NORME E DIMENSIONI SOGGETTE A MODIFICHE SENZA PREAVVISO.
FOR S.P.A. - DESIGN DETAILS AND SPECIFICATIONS SUBJECT TO CHANGE WITHOUT PRIOR NOTICE.

711061

SERIE LEGGERA (L) / *LIGHT SERIES*

Giunzione a "T" maschi DIN - femmina DIN serie L
Swivel branch tee male - female DIN L series

T MM.	T_1 MM.	RIFERIMENTO REFERENCE	F METRICO METRIC	F_1 METRICO METRIC	F_2 METRICO METRIC	B	C	D	B_1	C_1	CH
6	6	**A711061/06**	12x1,5	12x1,5	12x1,5	19	19	25,5	12	12	14
8	8	**A711061/08**	14x1,5	14x1,5	14x1,5	21	21	27,5	14	14	17
10	10	**A711061/10**	16x1,5	16x1,5	16x1,5	22	22	29	15	15	19
12	12	**A711061/12**	18x1,5	18x1,5	18x1,5	24	24	30	17	17	22
15	15	**A711061/15**	22x1,5	22x1,5	22x1,5	28	28	34	21	21	27
18	18	**A711061/18**	26x1,5	26x1,5	26x1,5	31	31	37,5	23,5	23,5	32
22	22	**A711061/22**	30x2	30x2	30x2	35	35	40,5	27,5	27,5	36
28	28	**A711061/28**	36x2	36x2	36x2	38	38	42,5	30,5	30,5	41
35	35	**A711061/35**	45x2	45x2	45x2	45	45	52	34,5	34,5	50
42	42	**A711061/42**	52x2	52x2	52x2	51	51	59	40	40	60

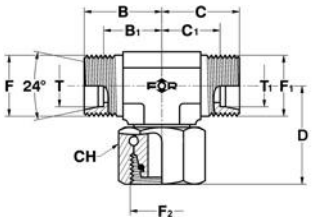

711566

SERIE PESANTE (S) / *HEAVY SERIES*

Giunzione a "T" maschi DIN - femmina DIN serie S
Swivel branch tee male - female DIN S series

T MM.	T_1 MM.	RIFERIMENTO REFERENCE	F METRICO METRIC	F_1 METRICO METRIC	F_2 METRICO METRIC	B	C	D	B_1	C_1	CH
6	6	**A711566/06**	14x1,5	14x1,5	14x1,5	23	23	27,5	16	16	17
8	8	**A711566/08**	16x1,5	16x1,5	16x1,5	24	24	28	17	17	19
10	10	**A711566/10**	18x1,5	18x1,5	18x1,5	25	25	30,5	17,5	17,5	22
12	12	**A711566/12**	20x1,5	20x1,5	20x1,5	29	29	33	21,5	21,5	24
14	14	**A711566/14**	22x1,5	22x1,5	22x1,5	30	30	37,5	22	22	27
16	16	**A711566/16**	24x1,5	24x1,5	24x1,5	33	33	37,5	24,5	24,5	30
20	20	**A711566/20**	30x2	30x2	30x2	37	37	46	26,5	26,5	36
25	25	**A711566/25**	36x2	36x2	36x2	42	42	50	30	30	46
30	30	**A711566/30**	42x2	42x2	42x2	49	49	54	35,5	35,5	50
38	38	**A711566/38**	52x2	52x2	52x2	57	57	64	41	41	60

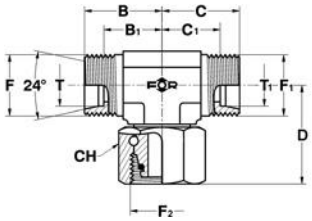

FOR S.P.A. - NORME E DIMENSIONI SOGGETTE A MODIFICHE SENZA PREAVVISO.
FOR S.P.A. - DESIGN DETAILS AND SPECIFICATIONS SUBJECT TO CHANGE WITHOUT PRIOR NOTICE.

RACCORDI A 24° DIN 3861

24° CONNECTORS DIN 3861

711016

SERIE LEGGERA (L) / *LIGHT SERIES*

Terminale orientabile a "T"
DIN serie L - SAE UNF-UN
per sedi ISO 11926
Branch (ADJ) tee male
DIN L series - male SAE UNF-UN
with O.R. ISO 11926 ports

SEDI PAG.30 / *PORTS PAG.30*

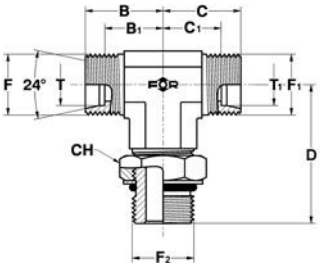

T MM.	T1 MM.	RIFERIMENTO REFERENCE	F METRICO METRIC	F1 METRICO METRIC	F2 UNF-UN	B	C	D	B1	C1	CH
6	6	**A711016/0611**	12x1,5	12x1,5	7/16-20	19	19	32.5	12	12	14
8	8	**A711016/0814**	14x1,5	14x1,5	9/16-18	21	21	37	14	14	19
10	10	**A711016/1014**	16x1,5	16x1,5	9/16-18	22	22	37	15	15	19
12	12	**A711016/1219**	18x1,5	18x1,5	3/4-16	24	24	40.5	17	17	22
15	15	**A711016/1522**	22x1,5	22x1,5	7/8-14	28	28	50	21	21	27
18	18	**A711016/1827**	26x1,5	26x1,5	1"1/16-12	31	31	55	23,5	23,5	32
22	22	**A711016/2227**	30x2	30x2	1"1/16-12	35	35	55	27,5	27,5	32
28	28	**A711016/2833**	36x2	36x2	1"5/16-12	38	38	59.5	30,5	30,5	38
35	35	**A711016/3541**	45x2	45x2	1"5/8-12	45	45	62	34,5	34,5	50
42	42	**A711016/4248**	52x2	52x2	1"7/8-12	51	51	66	40	40	55

711511

SERIE PESANTE (S) / *HEAVY SERIES*

Terminale orientabile a "T"
DIN serie S - SAE UNF-UN
per sedi ISO 11926
Branch (ADJ) tee male
DIN S series - male SAE UNF-UN
with O.R. ISO 11926 ports

SEDI PAG.30 / *PORTS PAG.30*

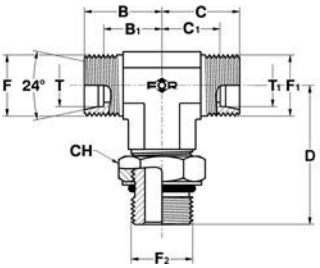

T MM.	T1 MM.	RIFERIMENTO REFERENCE	F METRICO METRIC	F1 METRICO METRIC	F2 UNF-UN	B	C	D	B1	C1	CH
6	6	**A711511/0611**	14x1,5	14x1,5	7/16-20	23	23	32,5	16	16	16
8	8	**A711511/0814**	16x1,5	16x1,5	9/16-18	24	24	37	17	17	19
10	10	**A711511/1014**	18x1,5	18x1,5	9/16-18	25	25	37	17,5	17,5	19
12	12	**A711511/1219**	20x1,5	20x1,5	3/4-16	29	29	40.5	21,5	21,5	24
14	14	**A711511/1422**	22x1,5	22x1,5	7/8-14	30	30	50	22	22	27
16	16	**A711511/1622**	24x1,5	24x1,5	7/8-14	33	33	50	24,5	24,5	27
20	20	**A711511/2027**	30x2	30x2	1"1/16-12	37	37	55	26,5	26,5	35
25	25	**A711511/2533**	36x2	36x2	1"5/16-12	42	42	59,5	30	30	41
30	30	**A711511/3041**	42x2	42x2	1"5/8-12	49	49	62	35,5	35,5	50
38	38	**A711511/3848**	52x2	52x2	1"7/8-12	57	57	66	41	41	55
12	6	**SA711511/120619**	20x1,5	14x1,5	3/4-16	29	29	40.5	21,5	22	24
16	16	**SA711511/1619**	24x1,5	24x1,5	3/4-16	33	33	45,5	24,5	24,5	24

FOR S.P.A. - NORME E DIMENSIONI SOGGETTE A MODIFICHE SENZA PREAVVISO.
FOR S.P.A. - DESIGN DETAILS AND SPECIFICATIONS SUBJECT TO CHANGE WITHOUT PRIOR NOTICE.

711038

SERIE LEGGERA (L) / *LIGHT SERIES*

Terminale orientabile a"T"
DIN serie L - GAS cil. (BSPP)
con O.R. e rondella
per sedi ISO 1179
Branch (ADJ) tee male
DIN L series - male BSPP
with O.R. and retaining ring
ISO 1179 ports

SEDI PAG.32 / *PORTS PAG.32*

T MM.	T_1 MM.	RIFERIMENTO REFERENCE	F METRICO METRIC	F_1 METRICO METRIC	F_2 GAS CIL.BSPP	B	C	D	B_1	C_1	CH
6	6	**A711038/0610**	12x1,5	12x1,5	1/8	19	19	32.5	12	12	14
8	8	**A711038/0813**	14x1,5	14x1,5	1/4	21	21	37	14	14	19
10	10	**A711038/1013**	16x1,5	16x1,5	1/4	22	22	37	15	15	19
12	12	**A711038/1217**	18x1,5	18x1,5	3/8	24	24	37	17	17	24
15	15	**A711038/1521**	22x1,5	22x1,5	1/2	28	28	50	21	21	27
18	18	**A711038/1821**	26x1,5	26x1,5	1/2	31	31	55	23,5	23,5	27
22	22	**A711038/2226**	30x2	30x2	3/4	35	35	55	27,5	27,5	36
28	28	**A711038/2833**	36x2	36x2	1"	38	38	59.5	30,5	30,5	41
35	35	**A711038/3542**	45x2	45x2	1"1/4	45	45	60	34,5	34,5	50
42	42	**A711038/4248**	52x2	52x2	1"1/2	51	51	66	40	40	60
6	6	**SA711038/0613**	12x1,5	12x1,5	1/4	21	21	37	14	14	19
8	8	**SA711038/0817**	14x1,5	14x1,5	3/8	24	24	37	17	17	24
12	8	**SA711038/120813**	18x1,5	14x1,5	1/4	25	24	37	18	17	19
12	8	**SA711038/120821**	18x1,5	14x1,5	1/2	27	26	50	20	19	27
12	15	**SA711038/121526**	18x1,5	22x1,5	3/4	32	33	55	25	26	36
12	12	**SA711038/1221**	18x1,5	18x1,5	1/2	27	27	50	20	20	27
15	8	**SA711038/150821**	22x1,5	14x1,5	1/2	28	26	50	21	19	27
22	22	**SA711038/2242**	30x2	30x2	1"1/4	43	43	60	35,5	35,5	50
28	28	**SA711038/2842**	36x2	36x2	1"1/4	43	43	60	35,5	35,5	50

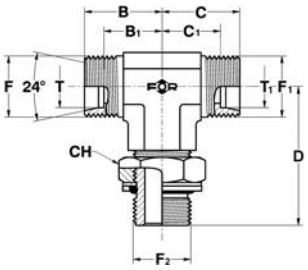

711533

SERIE PESANTE (S) / *HEAVY SERIES*

Terminale orientabile a "T"
DIN serie S - GAS cil. (BSPP)
con O.R. e rondella
per sedi ISO 1179
Branch (ADJ) tee male
DIN S series - male BSPP
with O.R. and retaining ring
ISO 1179 ports

SEDI PAG.32 / *PORTS PAG.32*

T MM.	T_1 MM.	RIFERIMENTO REFERENCE	F METRICO METRIC	F_1 METRICO METRIC	F_2 GAS CIL.BSPP	B	C	D	B_1	C_1	CH
6	6	**A711533/0613**	14x1,5	14x1,5	1/4	23	23	37	16	16	19
8	8	**A711533/0813**	16x1,5	16x1,5	1/4	24	24	37	17	17	19
10	10	**A711533/1017**	18x1,5	18x1,5	3/8	25	25	37	17,5	17,5	24
12	12	**A711533/1217**	20x1,5	20x1,5	3/8	29	29	40.5	21,5	21,5	24
14	14	**A711533/1421**	22x1,5	22x1,5	1/2	30	30	50	22	22	27
14	14	**A711533/1426**	22x1,5	22x1,5	3/4	33	33	49	25	25	36
16	16	**A711533/1621**	24x1,5	24x1,5	1/2	33	33	50	24,5	24,5	27
20	20	**A711533/2026**	30x2	30x2	3/4	37	37	55	26,5	26,5	36
25	25	**A711533/2533**	36x2	36x2	1"	42	42	59.5	30	30	41
30	30	**A711533/3042**	42x2	42x2	1"1/4	49	49	62	35,5	35,5	50
38	38	**A711533/3848**	52x2	52x2	1"1/2	57	57	66	41	41	60
16	6	**SA711533/160621**	24x1,5	14x1,5	1/2	33	31	50	24,5	24	27
16	16	**SA711533/1626**	24x1,5	24x1,5	3/4	35	35	55	26,5	26,5	36
25	25	**SA711533/2526**	36x2	36x2	3/4	44	44	58	32	32	36
30	25	**SA711533/302533**	42x2	36x2	1"	49	46	60	35,5	34	41

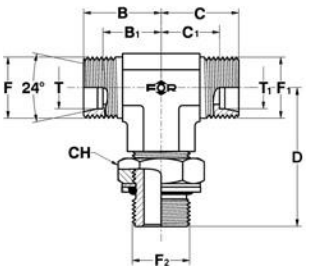

FOR S.P.A. - NORME E DIMENSIONI SOGGETTE A MODIFICHE SENZA PREAVVISO.
FOR S.P.A. - DESIGN DETAILS AND SPECIFICATIONS SUBJECT TO CHANGE WITHOUT PRIOR NOTICE.

RACCORDI A 24° DIN 3861

24° CONNECTORS DIN 3861

711072

SERIE LEGGERA (L) / *LIGHT SERIES*

Terminale orientabile a "T"
DIN serie L - GAS cil. (JIS)
con O.R. per sedi JIS 2351
Branch (ADJ) tee male
DIN L series - male JIS
with O.R. JIS 2351 ports

SEDI PAG.31 / *PORTS PAG.31*

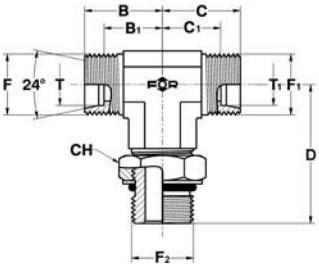

T MM.	T1 MM.	RIFERIMENTO REFERENCE	F METRICO METRIC	F1 METRICO METRIC	F2 GAS CIL.JIS	B	C	D	B1	C1	CH
6	6	**A711072/0610**	12x1,5	12x1,5	1/8	19	19	32.5	12	12	14
6	6	**A711072/0613**	12x1,5	12x1,5	1/4	21	21	37	14	14	19
8	8	**A711072/0813**	14x1,5	14x1,5	1/4	21	21	37	14	14	19
8	8	**A711072/0817**	14x1,5	14x1,5	3/8	24	24	37	17	17	22
10	10	**A711072/1013**	16x1,5	16x1,5	1/4	22	22	37	15	15	19
12	12	**A711072/1217**	18x1,5	18x1,5	3/8	24	24	37	17	17	22
12	12	**A711072/1221**	18x1,5	18x1,5	1/2	27	27	50	20	20	27
15	15	**A711072/1521**	22x1,5	22x1,5	1/2	28	28	50	21	21	27
18	18	**A711072/1821**	26x1,5	26x1,5	1/2	31	31	55	23,5	23,5	27
22	22	**A711072/2226**	30x2	30x2	3/4	35	35	55	27,5	27,5	36
22	22	**A711072/2242**	30x2	30x2	1"1/4	43	43	60	35,5	35,5	50
28	28	**A711072/2833**	36x2	36x2	1"	38	38	59.5	30,5	30,5	41
28	28	**A711072/2842**	36x2	36x2	1"1/4	43	43	60	35,5	35,5	50
35	35	**A711072/3542**	45x2	45x2	1"1/4	45	45	60	34,5	34,5	50
42	42	**A711072/4248**	52x2	52x2	1"1/2	51	51	66	40	40	55

711577

SERIE PESANTE (S) / *HEAVY SERIES*

Terminale orientabile a "T"
DIN serie S - GAS cil. (JIS)
con O.R. per sedi JIS 2351
Branch (ADJ) tee male
DIN S series - male JIS
with O.R. JIS 2351 ports

SEDI PAG.31 / *PORTS PAG.31*

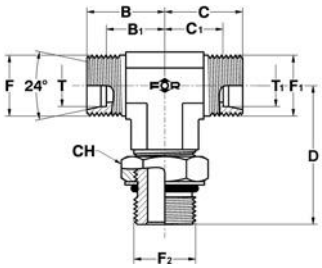

T MM.	T1 MM.	RIFERIMENTO REFERENCE	F METRICO METRIC	F1 METRICO METRIC	F2 GAS CIL.JIS	B	C	D	B1	C1	CH
6	6	**A711577/0613**	14x1,5	14x1,5	1/4	23	23	37	16	16	19
8	8	**A711577/0813**	16x1,5	16x1,5	1/4	24	24	37	17	17	19
10	10	**A711577/1017**	18x1,5	18x1,5	3/8	25	25	37	17,5	17,5	22
12	12	**A711577/1217**	20x1,5	20x1,5	3/8	29	29	40.5	21,5	21,5	22
14	14	**A711577/1421**	22x1,5	22x1,5	1/2	30	30	50	22	22	27
14	14	**A711577/1426**	22x1,5	22x1,5	3/4	33	33	49	25	25	36
16	16	**A711577/1621**	24x1,5	24x1,5	1/2	33	33	50	24,5	24,5	27
20	20	**A711577/2026**	30x2	30x2	3/4	37	37	55	26,5	26,5	36
25	25	**A711577/2533**	36x2	36x2	1"	42	42	59.5	30	30	41
30	30	**A711577/3042**	42x2	42x2	1"1/4	49	49	62	35,5	35,5	50
38	38	**A711577/3848**	52x2	52x2	1"1/2	57	57	66	41	41	55
16	16	**A711577/1626**	24x1,5	24x1,5	3/4	35	35	55	26,5	26,5	36
25	25	**A711577/2526**	36x2	36x2	3/4	44	44	58	32	32	36

FOR S.P.A. - NORME E DIMENSIONI SOGGETTE A MODIFICHE SENZA PREAVVISO.
FOR S.P.A. - DESIGN DETAILS AND SPECIFICATIONS SUBJECT TO CHANGE WITHOUT PRIOR NOTICE.

711050

SERIE LEGGERA (L) / *LIGHT SERIES*

Terminale orientabile a "T"
DIN serie L - Metrico cil.
con O.R. e rondella
per sedi ISO 9974
Branch (ADJ) tee male
DIN L series - male Metric
with O.R. and retaining ring
ISO 9974 ports

SEDI PAG.32 / *PORTS PAG.32*

T MM.	T_1 MM.	RIFERIMENTO REFERENCE	F METRICO METRIC	F_1 METRICO METRIC	F_2 METRICO METRIC	B	C	D	B_1	C_1	CH
6	6	**A711050/0610**	12x1,5	12x1,5	10x1	19	19	32,5	12	12	14
8	8	**A711050/0812**	14x1,5	14x1,5	12x1,5	21	21	37	14	14	17
10	10	**A711050/1014**	16x1,5	16x1,5	14x1,5	22	22	37	15	15	19
12	12	**A711050/1216**	18x1,5	18x1,5	16x1,5	24	24	37	17	17	22
15	15	**A711050/1518**	22x1,5	22x1,5	18x1,5	28	28	50	21	21	24
18	18	**A711050/1822**	26x1,5	26x1,5	22x1,5	31	31	55	23,5	23,5	27
22	22	**A711050/2226**	30x2	30x2	26x1,5	35	35	55	27,5	27,5	36
28	28	**A711050/2833**	36x2	36x2	33x2	38	38	59.5	30,5	30,5	41
35	35	**A711050/3542**	45x2	45x2	42x2	45	45	62	34,5	34,5	50
42	42	**A711050/4248**	52x2	52x2	48x2	51	51	66	40	40	55
10	10	**SA711050/1018**	16x1,5	16x1,5	18x1,5	25	25	40	18	18	24
12	12	**SA711050/1218**	18x1,5	18x1,5	18x1,5	25	25	40	18	18	24
15	8	**SA711050/150818**	22x1,5	14x1,5	18x1,5	28	26	50	21	19	24

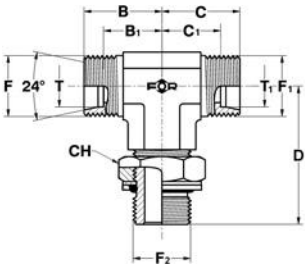

711555

SERIE PESANTE (S) / *HEAVY SERIES*

Terminale orientabile a "T"
DIN serie S - Metrico cil.
con O.R. e rondella
per sedi ISO 9974
Branch (ADJ) tee male
DIN S series - male Metric
with O.R. and retaining ring
ISO 9974 ports

SEDI PAG.32 / *PORTS PAG.32*

T MM.	T_1 MM.	RIFERIMENTO REFERENCE	F METRICO METRIC	F_1 METRICO METRIC	F_2 METRICO METRIC	B	C	D	B_1	C_1	CH
6	6	**A711555/0612**	14x1,5	14x1,5	12x1,5	23	23	37	16	16	17
8	8	**A711555/0814**	16x1,5	16x1,5	14x1,5	24	24	37	17	17	19
10	10	**A711555/1016**	18x1,5	18x1,5	16x1,5	25	25	37	17,5	17,5	22
12	12	**A711555/1218**	20x1,5	20x1,5	18x1,5	29	29	40,5	21,5	21,5	24
14	14	**A711555/1420**	22x1,5	22x1,5	20x1,5	30	30	50	22	22	27
16	16	**A711555/1622**	24x1,5	24x1,5	22x1,5	33	33	50	24,5	24,5	27
20	20	**A711555/2027**	30x2	30x2	27x2	37	37	55	26,5	26,5	32
25	25	**A711555/2533**	36x2	36x2	33x2	42	42	59,5	30	30	41
30	30	**A711555/3042**	42x2	42x2	42x2	49	49	62	35,5	35,5	50
38	38	**A711555/3848**	52x2	52x2	48x2	57	57	66	41	41	55
8	16	**SA711555/081622**	16x1,5	24x1,5	22x1,5	31	33	50	24	24,5	27
8	16	**SA711555/081626**	16x1,5	24x1,5	26x1,5	33	35	51.5	26	26,5	36
8	8	**SA711555/0818**	16x1,5	16x1,5	18x1,5	29	29	40.5	22	22	24
16	6	**SA711555/160618**	24x1,5	14x1,5	18x1,5	33	31	48.5	24,5	24	24
16	8	**SA711555/160818**	24x1,5	16x1,5	18x1,5	33	31	48.5	24,5	24	24

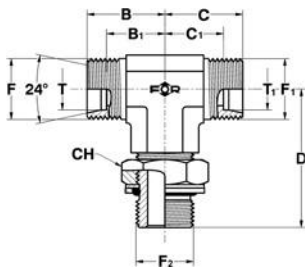

FOR S.P.A. - NORME E DIMENSIONI SOGGETTE A MODIFICHE SENZA PREAVVISO.
FOR S.P.A. - DESIGN DETAILS AND SPECIFICATIONS SUBJECT TO CHANGE WITHOUT PRIOR NOTICE.

RACCORDI A 24° DIN 3861

24° CONNECTORS DIN 3861

711049

SERIE LEGGERA (L) / *LIGHT SERIES*

Terminale orientabile a "T"
DIN serie L - Metrico cil.
con O.R. per sedi ISO 6149
Branch (ADJ) tee male
DIN L series - male Metric
with O.R. ISO 6149 ports

SEDI PAG.30 / *PORTS PAG.30*

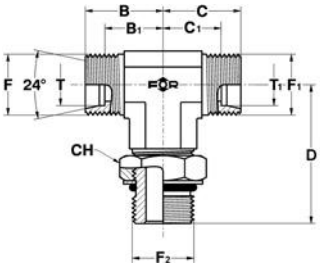

T MM.	T1 MM.	RIFERIMENTO REFERENCE	F METRICO METRIC	F1 METRICO METRIC	F2 METRICO METRIC	B	C	D	B1	C1	CH
6	6	**A711049/0610**	12x1,5	12x1,5	10x1	19	19	32,5	12	12	14
8	8	**A711049/0812**	14x1,5	14x1,5	12x1,5	21	21	37	14	14	17
10	10	**A711049/1014**	16x1,5	16x1,5	14x1,5	22	22	37	15	15	19
12	12	**A711049/1216**	18x1,5	18x1,5	16x1,5	24	24	37	17	17	22
15	15	**A711049/1518**	22x1,5	22x1,5	18x1,5	28	28	50	21	21	24
18	18	**A711049/1822**	26x1,5	26x1,5	22x1,5	31	31	55	23,5	23,5	27
22	22	**A711049/2226**	30x2	30x2	26x1,5	35	35	55	27,5	27,5	36
28	28	**A711049/2833**	36x2	36x2	33x2	38	38	59.5	30,5	30,5	41
35	35	**A711049/3542**	45x2	45x2	42x2	45	45	62	34,5	34,5	50
42	42	**A711049/4248**	52x2	52x2	48x2	51	51	66	40	40	55
6	6	**SA711049/0614**	12x1,5	12x1,5	14x1,5	21	21	37	14	14	19
10	10	**SA711049/1018**	16x1,5	16x1,5	18x1,5	25	25	40	18	18	24
12	12	**SA711049/1218**	18x1,5	18x1,5	18x1,5	25	25	40	18	18	24
15	8	**SA711049/150818**	22x1,5	14x1,5	18x1,5	28	26	50	21	19	24

711544

SERIE PESANTE (S) / *HEAVY SERIES*

Terminale orientabile a "T"
DIN serie S - Metrico cil.
con O.R. per sedi ISO 6149
Branch (ADJ) tee male
DIN S series - male Metric
with O.R. ISO 6149 ports

SEDI PAG.30 / *PORTS PAG.30*

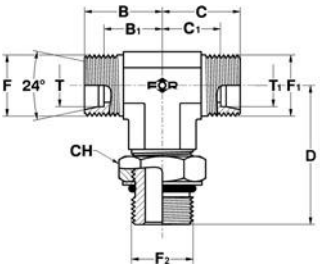

T MM.	T1 MM.	RIFERIMENTO REFERENCE	F METRICO METRIC	F1 METRICO METRIC	F2 METRICO METRIC	B	C	D	B1	C1	CH
6	6	**A711544/0612**	14x1,5	14x1,5	12x1,5	23	23	37	16	16	17
8	8	**A711544/0814**	16x1,5	16x1,5	14x1,5	24	24	37	17	17	19
10	10	**A711544/1016**	18x1,5	18x1,5	16x1,5	25	25	37	17,5	17,5	22
12	12	**A711544/1218**	20x1,5	20x1,5	18x1,5	29	29	40,5	21,5	21,5	24
14	14	**A711544/1420**	22x1,5	22x1,5	20x1,5	30	30	50	22	22	27
16	16	**A711544/1622**	24x1,5	24x1,5	22x1,5	33	33	50	24,5	24,5	27
20	20	**A711544/2027**	30x2	30x2	27x2	37	37	55	26,5	26,5	32
25	25	**A711544/2533**	36x2	36x2	33x2	42	42	59,5	30	30	41
30	30	**A711544/3042**	42x2	42x2	42x2	49	49	62	35,5	35,5	50
38	38	**A711544/3848**	52x2	52x2	48x2	57	57	66	41	41	55
8	16	**SA711544/081622**	16x1,5	24x1,5	22x1,5	31	33	50	24	24,5	27
8	8	**SA711544/0818**	16x1,5	16x1,5	18x1,5	29	29	40.5	22	22	24
16	6	**SA711544/160618**	24x1,5	14x1,5	18x1,5	33	31	48.5	24,5	24	24
16	8	**SA711544/160818**	24x1,5	16x1,5	18x1,5	33	31	48.5	24,5	24	24

FOR S.P.A. - NORME E DIMENSIONI SOGGETTE A MODIFICHE SENZA PREAVVISO.
FOR S.P.A. - DESIGN DETAILS AND SPECIFICATIONS SUBJECT TO CHANGE WITHOUT PRIOR NOTICE.

711083

SERIE LEGGERA (L) / *LIGHT SERIES*

Giunzione a "T" maschi
DIN serie L - GAS conico (BSPT)
per sedi ISO 7
Branch tee male
DIN L series - male BSPT
taper ISO 7 ports

SEDI PAG.35 / *PORTS PAG.35*

T MM.	T_1 MM.	RIFERIMENTO REFERENCE	F METRICO METRIC	F_1 METRICO METRIC	F_2 GAS CON.BSPT	B	C	D	B_1	C_1
6	6	**A711083/0610**	12x1,5	12x1,5	1/8	20	20	20	13	13
8	8	**A711083/0813**	14x1,5	14x1,5	1/4	21	21	26	14	14
10	10	**A711083/1013**	16x1,5	16x1,5	1/4	22	22	27	15	15
12	12	**A711083/1217**	18x1,5	18x1,5	3/8	24	24	28	17	17
15	15	**A711083/1521**	22x1,5	22x1,5	1/2	28	28	34	21	21
18	18	**A711083/1821**	26x1,5	26x1,5	1/2	31	31	36	23,5	23,5

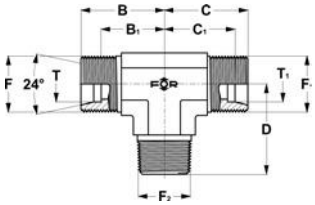

711588

SERIE PESANTE (S) / *HEAVY SERIES*

Giunzione a "T" maschi
DIN serie S - GAS conico (BSPT)
per sedi ISO 7
Branch tee male
DIN S series - male BSPT
taper ISO 7 ports

SEDI PAG.35 / *PORTS PAG.35*

T MM.	T_1 MM.	RIFERIMENTO REFERENCE	F METRICO METRIC	F_1 METRICO METRIC	F_2 GAS CON.BSPT	B	C	D	B_1	C_1
6	6	**A711588/0613**	14x1,5	14x1,5	1/4	23	23	26	16	16
8	8	**A711588/0813**	16x1,5	16x1,5	1/4	24	24	27	17	17
10	10	**A711588/1017**	18x1,5	18x1,5	3/8	25	25	28	17,5	17,5
12	12	**A711588/1217**	20x1,5	20x1,5	3/8	29	29	28	21,5	21,5
14	14	**A711588/1421**	22x1,5	22x1,5	1/2	30	30	32	22	22
16	16	**A711588/1621**	24x1,5	24x1,5	1/2	33	33	32	24,5	24,5

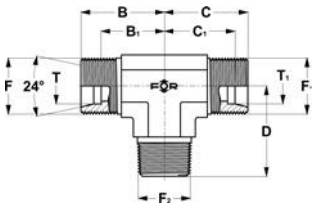

FOR S.P.A. - NORME E DIMENSIONI SOGGETTE A MODIFICHE SENZA PREAVVISO.
FOR S.P.A. - DESIGN DETAILS AND SPECIFICATIONS SUBJECT TO CHANGE WITHOUT PRIOR NOTICE.

RACCORDI A 24° DIN 3861

24° CONNECTORS DIN 3861

711171

SERIE LEGGERA (L) / *LIGHT SERIES*

Giunzione a "T" maschi
DIN serie L - NPTF
per sedi SAE 476
Branch tee male
DIN L series - male NPTF
taper SAE 476 ports

SEDI PAG.35 / *PORTS PAG.35*

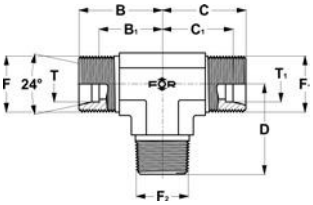

T MM.	T1 MM.	RIFERIMENTO REFERENCE	F METRICO METRIC	F1 METRICO METRIC	F2 NPTF	B	C	D	B1	C1
6	6	**A711171/0610**	12x1,5	12x1,5	1/8	20	20	20	13	13
8	8	**A711171/0813**	14x1,5	14x1,5	1/4	21	21	26	14	14
10	10	**A711171/1013**	16x1,5	16x1,5	1/4	22	22	27	15	15
12	12	**A711171/1217**	18x1,5	18x1,5	3/8	24	24	28	17	17
15	15	**A711171/1521**	22x1,5	22x1,5	1/2	28	28	34	21	21
18	18	**A711171/1821**	26x1,5	26x1,5	1/2	31	31	36	23,5	23,5

711676

SERIE PESANTE (S) / *HEAVY SERIES*

Giunzione a "T" maschi
DIN serie S - NPTF
per sedi SAE 476
Branch tee male
DIN S - male NPTF
taper SAE 476 ports

SEDI PAG.35 / *PORTS PAG.35*

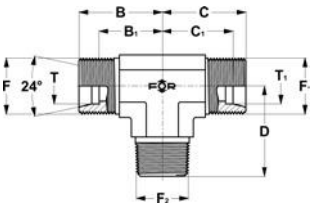

T MM.	T1 MM.	RIFERIMENTO REFERENCE	F METRICO METRIC	F1 METRICO METRIC	F2 NPTF	B	C	D	B1	C1
6	6	**A711676/0613**	14x1,5	14x1,5	1/4	23	23	26	16	16
8	8	**A711676/0813**	16x1,5	16x1,5	1/4	24	24	27	17	17
10	10	**A711676/1017**	18x1,5	18x1,5	3/8	25	25	28	17,5	17,5
12	12	**A711676/1217**	20x1,5	20x1,5	3/8	29	29	28	21,5	21,5
14	14	**A711676/1421**	22x1,5	22x1,5	1/2	30	30	32	22	22
16	16	**A711676/1621**	24x1,5	24x1,5	1/2	33	33	32	24,5	24,5

FOR S.P.A. - NORME E DIMENSIONI SOGGETTE A MODIFICHE SENZA PREAVVISO.
FOR S.P.A. - DESIGN DETAILS AND SPECIFICATIONS SUBJECT TO CHANGE WITHOUT PRIOR NOTICE.

712008

SERIE LEGGERA (L) / *LIGHT SERIES*

Giunzione a "T" passaparatia maschi DIN serie L
Bulkhead union tee male DIN L series

T MM.	RIFERIMENTO REFERENCE	F METRICO METRIC	B	C	B_1	C_1	C_2	CH
6	**A712008/06**	12x1,5	19	48	12	13	27	17
8	**A712008/08**	14x1,5	21	51	14	17	27	19
10	**A712008/10**	16x1,5	22	53	15	18	28	22
12	**A712008/12**	18x1,5	24	56	17	20	29	24
15	**A712008/15**	22x1,5	28	61	21	23	31	30
18	**A712008/18**	26x1,5	31	64	23,5	24	32,5	36
22	**A712008/22**	30x2	35	72	27,5	30	34,5	41
28	**A712008/28**	36x2	38	77	30,5	34	35,5	46
35	**A712008/35**	45x2	45	86	34,5	39	36,5	55
42	**A712008/42**	52x2	51	90	40	43	36	65

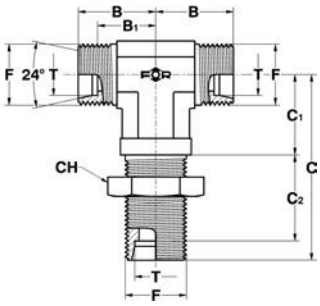

712503

SERIE PESANTE (S) / *HEAVY SERIES*

Giunzione a "T" passaparatia maschi DIN serie S
Bulkhead union tee male DIN S series

T MM.	RIFERIMENTO REFERENCE	F METRICO METRIC	B	C	B_1	C_1	C_2	CH
6	**A712503/06**	14x1,5	23	53	16	17	29	19
8	**A712503/08**	16x1,5	24	54	17	18	29	22
10	**A712503/10**	18x1,5	25	57	17,5	20	29,5	24
12	**A712503/12**	20x1,5	29	59	21,5	21	30,5	27
14	**A712503/14**	22x1,5	30	63	22	23	32	30
16	**A712503/16**	24x1,5	33	64	24,5	24	31,5	32
20	**A712503/20**	30x2	37	74	26,5	30	33,5	41
25	**A712503/25**	36x2	42	81	30	34	35	46
30	**A712503/30**	42x2	49	90	35,5	39	37,5	50
38	**A712503/38**	52x2	57	96	41	43	37	65

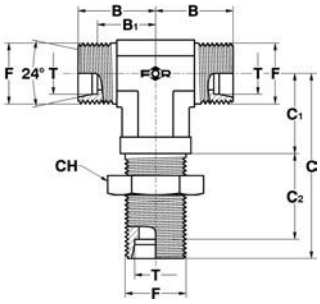

FOR S.P.A. - NORME E DIMENSIONI SOGGETTE A MODIFICHE SENZA PREAVVISO.
FOR S.P.A. - DESIGN DETAILS AND SPECIFICATIONS SUBJECT TO CHANGE WITHOUT PRIOR NOTICE.

RACCORDI A 24° DIN 3861

24° CONNECTORS DIN 3861

713058

SERIE LEGGERA (L) / *LIGHT SERIES*

Giunzione ad "L" maschi
e femmina DIN serie L
Swivel run tee
male - female DIN L series

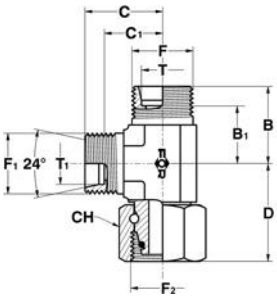

T MM.	T1 MM.	RIFERIMENTO REFERENCE	F METRICO METRIC	F2 METRICO METRIC	F1 METRICO METRIC	B	D	C	B1	C1	CH
6	6	**A713058/06**	12x1,5	12x1,5	12x1,5	19	25,5	19	12	12	14
8	8	**A713058/08**	14x1,5	14x1,5	14x1,5	21	27,5	21	14	14	17
10	10	**A713058/10**	16x1,5	16x1,5	16x1,5	22	29	22	15	15	19
12	12	**A713058/12**	18x1,5	18x1,5	18x1,5	24	30	24	17	17	22
15	15	**A713058/15**	22x1,5	22x1,5	22x1,5	28	34	28	21	21	27
18	18	**A713058/18**	26x1,5	26x1,5	26x1,5	31	37,5	31	23,5	23,5	32
22	22	**A713058/22**	30x2	30x2	30x2	35	40,5	35	27,5	27,5	36
28	28	**A713058/28**	36x2	36x2	36x2	38	42,5	38	30,5	30,5	41
35	35	**A713058/35**	45x2	45x2	45x2	45	52	45	34,5	34,5	50
42	42	**A713058/42**	52x2	52x2	52x2	51	59	51	40	40	60
12	15	**SA713058/121215**	18x1,5	18x1,5	22x1,5	27	34	28	20	21	22
18	18	**SA713058/182218**	26x1,5	30x2	26x1,5	33	43	33	25,5	25,5	36
18	22	**SA713058/182222**	26x1,5	30x2	30x2	33	43	35	25,5	27,5	36
28	15	**SA713058/282815**	36x2	36x2	22x1,5	38	46	36	30,5	29	41

713553

SERIE PESANTE (S) / *HEAVY SERIES*

Giunzione a "L" maschi
e femmina DIN serie S
Swivel run tee
male - female DIN S series

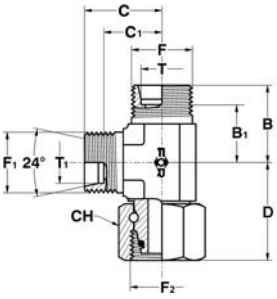

T MM.	T1 MM.	RIFERIMENTO REFERENCE	F METRICO METRIC	F2 METRICO METRIC	F1 METRICO METRIC	B	D	C	B1	C1	CH
6	6	**A713553/06**	14x1,5	14x1,5	14x1,5	23	27,5	23	16	16	17
8	8	**A713553/08**	16x1,5	16x1,5	16x1,5	24	28	24	17	17	19
10	10	**A713553/10**	18x1,5	18x1,5	18x1,5	26	30,5	26	18,5	18,5	22
12	12	**A713553/12**	20x1,5	20x1,5	20x1,5	29	33	29	21,5	21,5	24
14	14	**A713553/14**	22x1,5	22x1,5	22x1,5	30	37,5	30	22	22	27
16	16	**A713553/16**	24x1,5	24x1,5	24x1,5	33	37,5	33	24,5	24,5	30
20	20	**A713553/20**	30x2	30x2	30x2	37	46	37	26,5	26,5	36
25	25	**A713553/25**	36x2	36x2	36x2	42	50	42	30	30	46
30	30	**A713553/30**	42x2	42x2	42x2	49	54	49	35,5	35,5	50
38	38	**A713553/38**	52x2	52x2	52x2	57	64	57	41	41	60
6	12	**SA713553/060612**	14x1,5	14x1,5	20x1,5	29	33,5	29	22	21,5	17
12	6	**SA713553/121206**	20x1,5	20x1,5	14x1,5	29	37	25	21,5	18	24
16	6	**SA713553/161606**	24x1,5	24x1,5	14x1,5	33.5	43	31.5	25	24,5	30

FOR S.P.A. - NORME E DIMENSIONI SOGGETTE A MODIFICHE SENZA PREAVVISO.
FOR S.P.A. - DESIGN DETAILS AND SPECIFICATIONS SUBJECT TO CHANGE WITHOUT PRIOR NOTICE.

713003

SERIE LEGGERA (L) / *LIGHT SERIES*

Terminale orientabile a "L"
DIN serie L - SAE UNF-UN
per sedi ISO 11926
Run (ADJ) tee male
DIN L series - male SAE UNF-UN
with O.R. ISO 11926 ports

SEDI PAG.30 / *PORTS PAG.30*

T MM.	T_1 MM.	RIFERIMENTO REFERENCE	F METRICO METRIC	F_2 UNF-UN	F_1 METRICO METRIC	B	D	C	B_1	C_1	CH
6	6	**A713003/0611**	12x1,5	7/16-20	12x1,5	19	32,5	19	12	12	14
8	8	**A713003/0814**	14x1,5	9/16-18	14x1,5	21	37	21	14	14	19
10	10	**A713003/1014**	16x1,5	9/16-18	16x1,5	22	37	22	15	15	19
12	12	**A713003/1219**	18x1,5	3/4-16	18x1,5	24	40,5	24	17	17	22
15	15	**A713003/1522**	22x1,5	7/8-14	22x1,5	28	50	28	21	21	27
18	18	**A713003/1827**	26x1,5	1"1/16-12	26x1,5	31	55	31	23,5	23,5	32
22	22	**A713003/2227**	30x2	1"1/16-12	30x2	35	55	35	27,5	27,5	32
28	28	**A713003/2833**	36x2	1"5/16-12	36x2	38	59,5	38	30,5	30,5	38
35	35	**A713003/3541**	45x2	1"5/8-12	45x2	45	62	45	34,5	34,5	50
42	42	**A713003/4248**	52x2	1"7/8-12	52x2	51	66	51	40	40	55
18	12	**SA713003/181912**	26x1,5	3/4-16	18x1,5	31	48	30	23,5	23	22

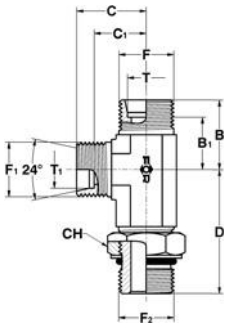

713508

SERIE PESANTE (S) / *HEAVY SERIES*

Terminale orientabile a "L"
DIN serie S - SAE UNF-UN
per sedi ISO 11926
Run (ADJ) tee male
DIN S series - male SAE UNF-UN
with O.R. ISO 11926 ports

SEDI PAG.30 / *PORTS PAG.30*

T MM.	T_1 MM.	RIFERIMENTO REFERENCE	F METRICO METRIC	F_2 UNF-UN	F_1 METRICO METRIC	B	D	C	B_1	C_1	CH
6	6	**A713508/0611**	14x1,5	7/16-20	14x1,5	23	32.5	23	16	16	16
8	8	**A713508/0814**	16x1,5	9/16-18	16x1,5	24	37	24	17	17	19
10	10	**A713508/1014**	18x1,5	9/16-18	18x1,5	25	37	25	17,5	17,5	19
12	12	**A713508/1219**	20x1,5	3/4-16	20x1,5	29	40.5	29	21,5	21,5	24
14	14	**A713508/1422**	22x1,5	7/8-14	22x1,5	30	50	30	22	22	27
16	16	**A713508/1622**	24x1,5	7/8-14	24x1,5	33	50	33	24,5	24,5	27
20	20	**A713508/2027**	30x2	1"1/16-12	30x2	37	55	37	26,5	26,5	35
25	25	**A713508/2533**	36x2	1"5/16-12	36x2	42	59.5	42	30	30	41
30	30	**A713508/3041**	42x2	1"5/8-12	42x2	49	62	49	35,5	35,5	50
38	38	**A713508/3848**	52x2	1"7/8-12	52x2	57	66	57	41	41	55
20	20	**SA713508/2022**	30x2	7/8-14	30x2	37	51.5	37	26,5	26,5	27

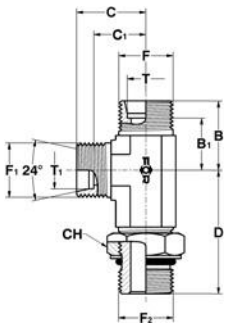

FOR S.P.A. - NORME E DIMENSIONI SOGGETTE A MODIFICHE SENZA PREAVVISO.
FOR S.P.A. - DESIGN DETAILS AND SPECIFICATIONS SUBJECT TO CHANGE WITHOUT PRIOR NOTICE.

RACCORDI A 24° DIN 3861

24° CONNECTORS DIN 3861

713025

SERIE LEGGERA (L) / *LIGHT SERIES*

Terminale orientabile a "L"
DIN serie L - GAS cil. (BSPP)
con O.R. e rondella per sedi ISO 1179
Run (ADJ) tee male
DIN L series - male BSPP
with O.R. and retaining ring
ISO 1179 ports

SEDI PAG.32 / *PORTS PAG.32*

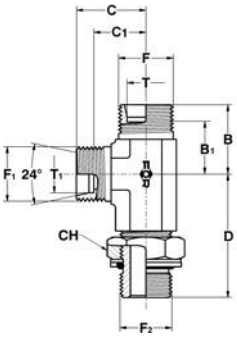

T MM.	T1 MM.	RIFERIMENTO REFERENCE	F METRICO METRIC	F2 GAS CIL.BSPP	F1 METRICO METRIC	B	D	C	B1	C1	CH
6	6	**A713025/0610**	12x1,5	1/8	12x1,5	19	32.5	19	12	12	14
8	8	**A713025/0813**	14x1,5	1/4	14x1,5	21	37	21	14	14	19
10	10	**A713025/1013**	16x1,5	1/4	16x1,5	22	37	22	15	15	19
12	12	**A713025/1217**	18x1,5	3/8	18x1,5	24	37	24	17	17	24
15	15	**A713025/1521**	22x1,5	1/2	22x1,5	28	50	28	21	21	27
18	18	**A713025/1821**	26x1,5	1/2	26x1,5	31	55	31	23,5	23,5	27
22	22	**A713025/2226**	30x2	3/4	30x2	35	55	35	27,5	27,5	36
28	28	**A713025/2833**	36x2	1"	36x2	38	59.5	38	30,5	30,5	41
35	35	**A713025/3542**	45x2	1"1/4	45x2	45	62	45	34,5	34,5	50
42	42	**A713025/4248**	52x2	1"1/2	52x2	51	66	51	40	40	60
6	6	**SA713025/0613**	12x1,5	1/4	12x1,5	21	37	21	14	14	19
6	8	**SA713025/061308**	12x1,5	1/4	14x1,5	21	37	21	14	14	19
8	8	**SA713025/0817**	14x1,5	3/8	14x1,5	23.5	37	23.5	16,5	16,5	24
8	12	**SA713025/081712**	14x1,5	3/8	18x1,5	24	37	25	17	18	24
8	8	**SA713025/0821**	14x1,5	1/2	14x1,5	26	50	26	19	19	27
12	12	**SA713025/1213**	18x1,5	1/4	18x1,5	24.5	35	24.5	17,5	17,5	19
12	8	**SA713025/121308**	18x1,5	1/4	14x1,5	25	34.5	24	18	17	19
12	15	**SA713025/121715**	18x1,5	3/8	22x1,5	27	46.5	28	20	21	24
12	12	**SA713025/1221**	18x1,5	1/2	18x1,5	26	50	26	19	19	27
12	8	**SA713025/122108**	18x1,5	1/2	14x1,5	27	50	26	20	19	27
12	15	**SA713025/122115**	18x1,5	1/2	22x1,5	28	50	28	21	21	27
15	15	**SA713025/1526**	22x1,5	3/4	22x1,5	33	51.5	33	26	26	36

713520

SERIE PESANTE (S) / *HEAVY SERIES*

Terminale orientabile a "L"
DIN serie S - GAS cil. (BSPP)
con O.R. e rondella per sedi ISO 1179
Run (ADJ) tee male
DIN S series - male BSPP
with O.R. and retaining ring
ISO 1179 ports

SEDI PAG.32 / *PORTS PAG.32*

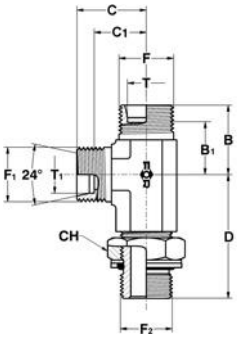

T MM.	T1 MM.	RIFERIMENTO REFERENCE	F METRICO METRIC	F2 GAS CIL.BSPP	F1 METRICO METRIC	B	D	C	B1	C1	CH
6	6	**A713520/0613**	14x1,5	1/4	14x1,5	23	37	23	16	16	19
8	8	**A713520/0813**	16x1,5	1/4	16x1,5	24	37	24	17	17	19
10	10	**A713520/1017**	18x1,5	3/8	18x1,5	25	37	25	17,5	17,5	24
12	12	**A713520/1217**	20x1,5	3/8	20x1,5	29	40.5	29	21,5	21,5	24
14	14	**A713520/1421**	22x1,5	1/2	22x1,5	30	50	30	22	22	27
16	16	**A713520/1621**	24x1,5	1/2	24x1,5	33	50	33	24,5	24,5	27
20	20	**A713520/2026**	30x2	3/4	30x2	37	55	37	26,5	26,5	36
25	25	**A713520/2533**	36x2	1"	36x2	42	59.5	42	30	30	41
30	30	**A713520/3042**	42x2	1"1/4	42x2	49	62	49	35,5	35,5	50
38	38	**A713520/3848**	52x2	1"1/2	52x2	57	66	57	41	41	60
14	14	**SA713520/1426**	22x1,5	3/4	22x1,5	34	49	34	26	26	36
16	16	**SA713520/1626**	24x1,5	3/4	24x1,5	34	49	34	25,5	25,5	36
20	16	**SA713520/202116**	30x2	1/2	24x1,5	37	51	35	26,5	26,5	27
20	16	**SA713520/202616**	30x2	3/4	24x1,5	37	55	35	26,5	26,5	36
30	30	**SA713520/3033**	42x2	1"	42x2	49	60	49	35,5	35,5	41
38	30	**SA713520/384230**	52x2	1"1/4	42x2	57	65	55	41	41,5	50

FOR S.P.A. - NORME E DIMENSIONI SOGGETTE A MODIFICHE SENZA PREAVVISO.
FOR S.P.A. - DESIGN DETAILS AND SPECIFICATIONS SUBJECT TO CHANGE WITHOUT PRIOR NOTICE.

713070

SERIE LEGGERA (L) / *LIGHT SERIES*

Terminale orientabile a "L"
DIN serie L - GAS cil. (JIS)
con O.R. per sedi JIS 2351
Run (ADJ) tee male
DIN L series - male JIS
with O.R. JIS 2351 ports

SEDI PAG.31 / *PORTS PAG.31*

T MM.	T_1 MM.	RIFERIMENTO REFERENCE	F METRICO METRIC	F_2 GAS CIL.JIS	F_1 METRICO METRIC	B	D	C	B_1	C_1	CH
6	6	**A713070/0610**	12x1,5	1/8	12x1,5	19	32.5	19	12	12	14
6	6	**A713070/0613**	12x1,5	1/4	12x1,5	21	37	21	14	14	19
8	8	**A713070/0813**	14x1,5	1/4	14x1,5	21	37	21	14	14	19
8	8	**A713070/0817**	14x1,5	3/8	14x1,5	23.5	37	23.5	16,5	16,5	22
8	8	**A713070/0821**	14x1,5	1/2	14x1,5	26	50	26	19	19	27
10	10	**A713070/1013**	16x1,5	1/4	16x1,5	22	37	22	15	15	19
12	12	**A713070/1213**	18x1,5	1/4	18x1,5	24.5	35	24.5	17,5	17,5	19
12	12	**A713070/1217**	18x1,5	3/8	18x1,5	24	37	24	17	17	22
12	12	**A713070/1221**	18x1,5	1/2	18x1,5	26	50	26	19	19	27
15	15	**A713070/1521**	22x1,5	1/2	22x1,5	28	50	28	21	21	27
15	15	**A713070/1526**	22x1,5	3/4	22x1,5	33	51.5	33	25,5	25,5	36
18	18	**A713070/1821**	26x1,5	1/2	26x1,5	31	55	31	23,5	23,5	27
22	22	**A713070/2226**	30x2	3/4	30x2	35	55	35	27,5	27,5	36
28	28	**A713070/2833**	36x2	1"	36x2	38	59.5	38	30,5	30,5	41
35	35	**A713070/3542**	45x2	1"1/4	45x2	45	62	45	34,5	34,5	50
42	42	**A713070/4248**	52x2	1"1/2	52x2	51	66	51	40	40	55

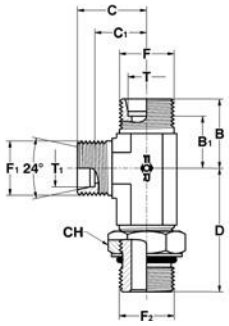

713575

SERIE PESANTE (S) / *HEAVY SERIES*

Terminale orientabile a "L"
DIN serie S - GAS cil. (JIS)
con O.R. per sedi JIS 2351
Run (ADJ) tee male
DIN S series - male JIS
with O.R. JIS 2351 ports

SEDI PAG.31 / *PORTS PAG.31*

T MM.	T_1 MM.	RIFERIMENTO REFERENCE	F METRICO METRIC	F_2 GAS CIL.JIS	F_1 METRICO METRIC	B	D	C	B_1	C_1	CH
6	6	**A713575/0613**	14x1,5	1/4	14x1,5	23	37	23	16	16	19
8	8	**A713575/0813**	16x1,5	1/4	16x1,5	24	37	24	17	17	19
10	10	**A713575/1017**	18x1,5	3/8	18x1,5	25	37	25	17,5	17,5	22
12	12	**A713575/1217**	20x1,5	3/8	20x1,5	29	40.5	29	21,5	21,5	22
14	14	**A713575/1421**	22x1,5	1/2	22x1,5	30	50	30	22	22	27
14	14	**A713575/1426**	22x1,5	3/4	22x1,5	34	49	34	26	26	36
16	16	**A713575/1621**	24x1,5	1/2	24x1,5	33	50	33	24,5	24,5	27
16	16	**A713575/1626**	24x1,5	3/4	24x1,5	34	49	34	25,5	25,5	36
20	20	**A713575/2026**	30x2	3/4	30x2	37	55	37	26,5	26,5	36
25	25	**A713575/2533**	36x2	1"	36x2	42	59.5	42	30	30	41
30	30	**A713575/3033**	42x2	1"	42x2	49	60	49	35,5	35,5	41
30	30	**A713575/3042**	42x2	1"1/4	42x2	49	62	49	35,5	35,5	50
38	38	**A713575/3848**	52x2	1"1/2	52x2	57	61	57	41	41	55

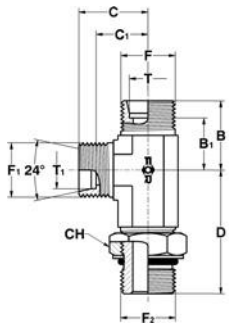

FOR S.P.A. - NORME E DIMENSIONI SOGGETTE A MODIFICHE SENZA PREAVVISO.
FOR S.P.A. - DESIGN DETAILS AND SPECIFICATIONS SUBJECT TO CHANGE WITHOUT PRIOR NOTICE.

RACCORDI A 24° DIN 3861

24° CONNECTORS DIN 3861

713047

SERIE LEGGERA (L) / *LIGHT SERIES*

Terminale orientabile a "L"
DIN serie L - Metrico cil.
con O.R. e rondella per sedi ISO 9974
Run (ADJ) tee male
DIN L series - male Metric
with O.R. and retaining ring
ISO 9974 ports

SEDI PAG.32 / *PORTS PAG.32*

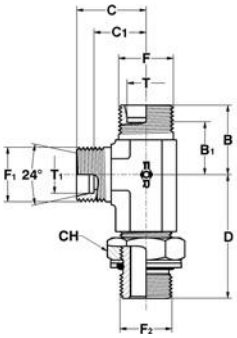

T MM.	T1 MM.	RIFERIMENTO REFERENCE	F METRICO METRIC	F2 METRICO METRIC	F1 METRICO METRIC	B	D	C	B1	C1	CH
6	6	**A713047/0610**	12x1,5	10x1	12x1,5	19	32,5	19	12	12	14
8	8	**A713047/0812**	14x1,5	12x1,5	14x1,5	21	37	21	14	14	17
10	10	**A713047/1014**	16x1,5	14x1,5	16x1,5	22	37	22	15	15	19
12	12	**A713047/1216**	18x1,5	16x1,5	18x1,5	24	37	24	17	17	22
15	15	**A713047/1518**	22x1,5	18x1,5	22x1,5	28	50	28	21	21	24
18	18	**A713047/1822**	26x1,5	22x1,5	26x1,5	31	55	31	23,5	23,5	27
22	22	**A713047/2226**	30x2	26x1,5	30x2	35	55	35	27,5	27,5	36
22	22	**A713047/2227**	30x2	27x2	30x2	35	55	35	27,5	27,5	32
28	28	**A713047/2833**	36x2	33x2	36x2	38	59,5	38	30,5	30,5	41
35	35	**A713047/3542**	45x2	42x2	45x2	45	62	45	34,5	34,5	50
42	42	**A713047/4248**	52x2	48x2	52x2	51	66	51	40	40	55
8	8	**SA713047/0816**	14x1,5	16x1,5	14x1,5	24	37	24	17	17	22
10	15	**SA713047/101815**	16x1,5	18x1,5	22x1,5	27	50	28	20	21	24
12	12	**SA713047/1218**	18x1,5	18x1,5	18x1,5	27	40.5	27	20	20	24
12	8	**SA713047/121808**	18x1,5	18x1,5	14x1,5	27	50	26	20	19	24

713542

SERIE PESANTE (S) / *HEAVY SERIES*

Terminale orientabile a "L"
DIN serie S - Metrico cil.
con O.R. e rondella per sedi ISO 9974
Run (ADJ) tee male
DIN S series - male Metric
with O.R. and retaining ring
ISO 9974 ports

SEDI PAG.32 / *PORTS PAG.32*

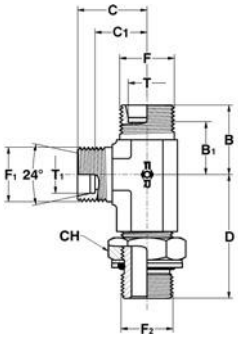

T MM.	T1 MM.	RIFERIMENTO REFERENCE	F METRICO METRIC	F2 METRICO METRIC	F1 METRICO METRIC	B	D	C	B1	C1	CH
6	6	**A713542/0612**	14x1,5	12x1,5	14x1,5	23	37	23	16	16	17
8	8	**A713542/0814**	16x1,5	14x1,5	16x1,5	24	37	24	17	17	19
10	10	**A713542/1016**	18x1,5	16x1,5	18x1,5	25	37	25	17,5	17,5	22
12	12	**A713542/1218**	20x1,5	18x1,5	20x1,5	29	40.5	29	21,5	21,5	24
14	14	**A713542/1420**	22x1,5	20x1,5	22x1,5	30	50	30	22	22	27
16	16	**A713542/1622**	24x1,5	22x1,5	24x1,5	33	50	33	24,5	24,5	27
20	20	**A713542/2027**	30x2	27x2	30x2	37	55	37	26,5	26,5	32
25	25	**A713542/2533**	36x2	33x2	36x2	42	59,5	42	30	30	41
30	30	**A713542/3042**	42x2	42x2	42x2	49	62	49	35,5	35,5	50
38	38	**A713542/3848**	52x2	48x2	52x2	57	66	57	41	41	55

FOR S.P.A. - NORME E DIMENSIONI SOGGETTE A MODIFICHE SENZA PREAVVISO.
FOR S.P.A. - DESIGN DETAILS AND SPECIFICATIONS SUBJECT TO CHANGE WITHOUT PRIOR NOTICE.

713036

SERIE LEGGERA (L) / *LIGHT SERIES*

Terminale orientabile a "L"
DIN serie L - Metrico cil.
con O.R. per sedi ISO 6149
Run (ADJ) tee male
DIN L series - male Metric
with O.R. ISO 6149 ports

SEDI PAG.30 / *PORTS PAG.30*

T	T_1	RIFERIMENTO REFERENCE	F	F_2	F_1	B	D	C	B_1	C_1	CH
MM.	MM.		METRICO METRIC	METRICO METRIC	METRICO METRIC						
6	6	**A713036/0610**	12x1,5	10x1	12x1,5	19	32,5	19	12	12	14
8	8	**A713036/0812**	14x1,5	12x1,5	14x1,5	21	37	21	14	14	17
10	10	**A713036/1014**	16x1,5	14x1,5	16x1,5	22	37	22	15	15	19
12	12	**A713036/1216**	18x1,5	16x1,5	18x1,5	24	37	24	17	17	22
15	15	**A713036/1518**	22x1,5	18x1,5	22x1,5	28	50	28	21	21	24
18	18	**A713036/1822**	26x1,5	22x1,5	26x1,5	31	55	31	23,5	23,5	27
22	22	**A713036/2227**	30x2	27x2	30x2	35	55	35	27,5	27,5	32
28	28	**A713036/2833**	36x2	33x2	36x2	38	59,5	38	30,5	30,5	41
35	35	**A713036/3542**	45x2	42x2	45x2	45	62	45	34,5	34,5	50
42	42	**A713036/4248**	52x2	48x2	52x2	51	66	51	40	40	55
8	8	**SA713036/0816**	14x1,5	16x1,5	14x1,5	24	37	24	17	17	22
10	15	**SA713036/101815**	16x1,5	18x1,5	22x1,5	27	50	28	20	21	24
12	12	**SA713036/1218**	18x1,5	18x1,5	18x1,5	27	40.5	27	20	20	24
12	8	**SA713036/121808**	18x1,5	18x1,5	14x1,5	27	50	26	20	19	24

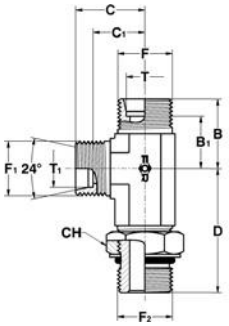

713531

SERIE PESANTE (S) / *HEAVY SERIES*

Terminale orientabile a "L"
DIN serie S - Metrico cil.
con O.R. per sedi ISO 6149
Run (ADJ) tee male
DIN S series - male Metric
with O.R. ISO 6149 ports

SEDI PAG.30 / *PORTS PAG.30*

T	T_1	RIFERIMENTO REFERENCE	F	F_2	F_1	B	D	C	B_1	C_1	CH
MM.	MM.		METRICO METRIC	METRICO METRIC	METRICO METRIC						
6	6	**A713531/0612**	14x1,5	12x1,5	14x1,5	23	37	23	16	16	17
8	8	**A713531/0814**	16x1,5	14x1,5	16x1,5	24	37	24	17	17	19
10	10	**A713531/1016**	18x1,5	16x1,5	18x1,5	25	37	25	17,5	17,5	22
12	12	**A713531/1218**	20x1,5	18x1,5	20x1,5	29	40.5	29	21,5	21,5	24
14	14	**A713531/1420**	22x1,5	20x1,5	22x1,5	30	50	30	22	22	27
16	16	**A713531/1622**	24x1,5	22x1,5	24x1,5	33	50	33	24,5	24,5	27
20	20	**A713531/2027**	30x2	27x2	30x2	37	55	37	26,5	26,5	32
25	25	**A713531/2533**	36x2	33x2	36x2	42	59,5	42	30	30	41
30	30	**A713531/3042**	42x2	42x2	42x2	49	62	49	35,5	35,5	50
38	38	**A713531/3848**	52x2	48x2	52x2	57	66	57	41	41	55

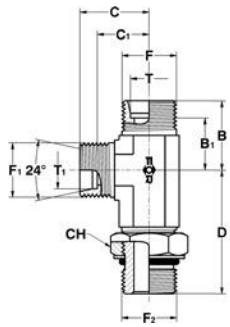

FOR S.P.A. - NORME E DIMENSIONI SOGGETTE A MODIFICHE SENZA PREAVVISO.
FOR S.P.A. - DESIGN DETAILS AND SPECIFICATIONS SUBJECT TO CHANGE WITHOUT PRIOR NOTICE.

RACCORDI A 24° DIN 3861

24° CONNECTORS DIN 3861

713081

SERIE LEGGERA (L) / *LIGHT SERIES*

Giunzione a "L" maschi
DIN serie L - GAS conico (BSPT)
per sedi ISO 7
Run tee male
DIN L series - male BSPT
taper ISO 7 ports

SEDI PAG.35 / *PORTS PAG.35*

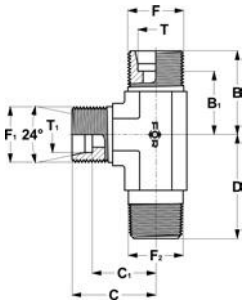

T MM.	T1 MM.	RIFERIMENTO REFERENCE	F METRICO METRIC	F2 GAS CON.BSPT	F1 METRICO METRIC	B	D	C	B1	C1
6	6	**A713081/0610**	12x1,5	1/8	12x1,5	20	20	20	13	13
8	8	**A713081/0813**	14x1,5	1/4	14x1,5	21	26	21	14	14
10	10	**A713081/1013**	16x1,5	1/4	16x1,5	22	27	22	15	15
12	12	**A713081/1217**	18x1,5	3/8	18x1,5	24	28	24	17	17
15	15	**A713081/1521**	22x1,5	1/2	22x1,5	28	34	28	21	21
18	18	**A713081/1821**	26x1,5	1/2	26x1,5	31	36	31	23,5	23,5

713586

SERIE PESANTE (S) / *HEAVY SERIES*

Giunzione a "L" maschi
DIN serie S - GAS conico (BSPT)
per sedi ISO 7
Run tee male
DIN S series - male BSPT
taper ISO 7 ports

SEDI PAG.35 / *PORTS PAG.35*

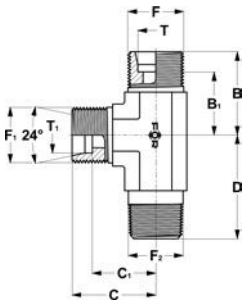

T MM.	T1 MM.	RIFERIMENTO REFERENCE	F METRICO METRIC	F2 GAS CON.BSPT	F1 METRICO METRIC	B	D	C	B1	C1
6	6	**A713586/0610**	14x1,5	1/8	14x1,5	20	20	20	13	13
8	8	**A713586/0813**	16x1,5	1/4	16x1,5	21	26	21	14	14
10	10	**A713586/1013**	18x1,5	1/4	18x1,5	22	27	22	15	15
12	12	**A713586/1217**	20x1,5	3/8	20x1,5	24	28	24	17	17
14	14	**A713586/1421**	22x1,5	1/2	22x1,5	28	34	28	21	21
16	16	**A713586/1621**	24x1,5	1/2	24x1,5	31	36	31	23,5	23,5

FOR S.P.A. - NORME E DIMENSIONI SOGGETTE A MODIFICHE SENZA PREAVVISO.
FOR S.P.A. - DESIGN DETAILS AND SPECIFICATIONS SUBJECT TO CHANGE WITHOUT PRIOR NOTICE.

713092

SERIE LEGGERA (L) / *LIGHT SERIES*

Giunzione a "L" maschi
DIN serie L - NPTF
per sedi SAE 476
Run tee male
DIN L series - male NPTF
taper SAE 476 ports

SEDI PAG.35 / *PORTS PAG.35*

T MM.	T_1 MM.	RIFERIMENTO REFERENCE	F METRICO METRIC	F_2 NPTF	F_1 METRICO METRIC	B	D	C	B_1	C_1
6	6	**A713092/0610**	12x1,5	1/8	12x1,5	20	20	20	13	13
8	8	**A713092/0813**	14x1,5	1/4	14x1,5	21	26	21	14	14
10	10	**A713092/1013**	16x1,5	1/4	16x1,5	22	27	22	15	15
12	12	**A713092/1217**	18x1,5	3/8	18x1,5	24	28	24	17	17
15	15	**A713092/1521**	22x1,5	1/2	22x1,5	28	34	28	21	21
18	18	**A713092/1821**	26x1,5	1/2	26x1,5	31	36	31	23,5	23,5

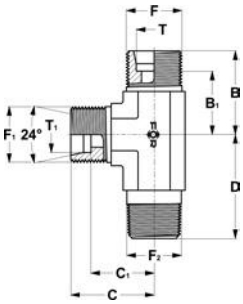

713597

SERIE PESANTE (S) / *HEAVY SERIES*

Giunzione a "L" maschi
DIN serie S - NPTF
per sedi SAE 476
Run tee male
DIN S series - male NPTF
taper SAE 476 ports

SEDI PAG.35 / *PORTS PAG.35*

T MM.	T_1 MM.	RIFERIMENTO REFERENCE	F METRICO METRIC	F_2 NPTF	F_1 METRICO METRIC	B	D	C	B_1	C_1
6	6	**A713597/0610**	14x1,5	1/8	14x1,5	20	20	20	13	13
8	8	**A713597/0813**	16x1,5	1/4	16x1,5	21	26	21	14	14
10	10	**A713597/1013**	18x1,5	1/4	18x1,5	22	27	22	15	15
12	12	**A713597/1217**	20x1,5	3/8	20x1,5	24	28	24	17	17
14	14	**A713597/1421**	22x1,5	1/2	22x1,5	28	34	28	21	21
16	16	**A713597/1621**	24x1,5	1/2	24x1,5	31	36	31	23,5	23,5

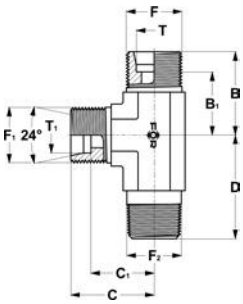

FOR S.P.A. - NORME E DIMENSIONI SOGGETTE A MODIFICHE SENZA PREAVVISO.
FOR S.P.A. - DESIGN DETAILS AND SPECIFICATIONS SUBJECT TO CHANGE WITHOUT PRIOR NOTICE.

RACCORDI A 24° DIN 3861

24° CONNECTORS DIN 3861

714001

SERIE LEGGERA (L) / *LIGHT SERIES*

Giunzione a "L" passaparatia maschi DIN serie L
Bulkhead run tee male DIN L series

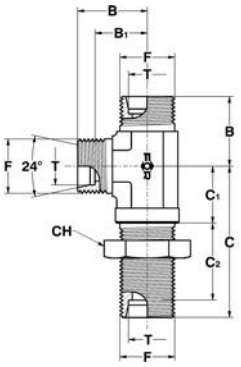

T MM.	RIFERIMENTO REFERENCE	F METRICO METRIC	B	C	B1	C1	C2	CH
6	**A714001/06**	12x1,5	19	48	12	14	27	17
8	**A714001/08**	14x1,5	21	51	14	17	27	19
10	**A714001/10**	16x1,5	22	53	15	18	28	22
12	**A714001/12**	18x1,5	24	56	17	20	29	24
15	**A714001/15**	22x1,5	28	61	21	23	31	30
18	**A714001/18**	26x1,5	31	64	23,5	24	32,5	36
22	**A714001/22**	30x2	35	72	27,5	30	34,5	41
28	**A714001/28**	36x2	38	77	30,5	34	35,5	46
35	**A714001/35**	45x2	45	86	34,5	39	36,5	55
42	**A714001/42**	52x2	51	90	40	43	36	65

714506

SERIE PESANTE (S) / *HEAVY SERIES*

Giunzione a "L" passaparatia maschi DIN serie S
Bulkhead run tee male DIN S series

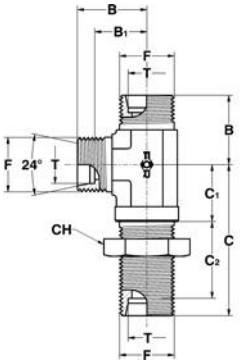

T MM.	RIFERIMENTO REFERENCE	F METRICO METRIC	B	C	B1	C1	C2	CH
6	**A714506/06**	14x1,5	23	53	16	17	29	19
8	**A714506/08**	16x1,5	24	54	17	18	29	22
10	**A714506/10**	18x1,5	25	57	17,5	20	29,5	24
12	**A714506/12**	20x1,5	29	59	21,5	21	30,5	27
14	**A714506/14**	22x1,5	30	63	22	23	32	30
16	**A714506/16**	24x1,5	33	64	24,5	24	31,5	32
20	**A714506/20**	30x2	37	74	26,5	30	33,5	41
25	**A714506/25**	36x2	42	81	30	34	35	46
30	**A714506/30**	42x2	49	90	35,5	39	37,5	50
38	**A714506/38**	52x2	57	96	41	43	37	65

FOR S.P.A. - NORME E DIMENSIONI SOGGETTE A MODIFICHE SENZA PREAVVISO.
FOR S.P.A. - DESIGN DETAILS AND SPECIFICATIONS SUBJECT TO CHANGE WITHOUT PRIOR NOTICE.

715003

SERIE LEGGERA (L) / *LIGHT SERIES*

Giunzione a croce maschi DIN serie L
Union cross male DIN L series

T MM.	RIFERIMENTO REFERENCE	F METRICO METRIC	B	B_1
6	**A715003/06**	12x1,5	19	12
8	**A715003/08**	14x1,5	21	14
10	**A715003/10**	16x1,5	22	15
12	**A715003/12**	18x1,5	24	17
15	**A715003/15**	22x1,5	28	21
18	**A715003/18**	26x1,5	31	23,5
22	**A715003/22**	30x2	35	27,5
28	**A715003/28**	36x2	38	30,5
35	**A715003/35**	45x2	45	34,5
42	**A715003/42**	52x2	51	40

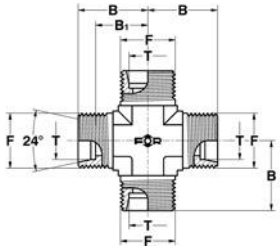

715508

SERIE PESANTE (S) / *HEAVY SERIES*

Giunzione a croce maschi DIN serie S
Union cross male DIN S series

T MM.	RIFERIMENTO REFERENCE	F METRICO METRIC	B	B_1
6	**A715508/06**	14x1,5	23	16
8	**A715508/08**	16x1,5	24	17
10	**A715508/10**	18x1,5	25	17,5
12	**A715508/12**	20x1,5	29	21,5
14	**A715508/14**	22x1,5	30	22
16	**A715508/16**	24x1,5	33	24,5
20	**A715508/20**	30x2	37	26,5
25	**A715508/25**	36x2	42	30
30	**A715508/30**	42x2	49	35,5
38	**A715508/38**	52x2	57	41

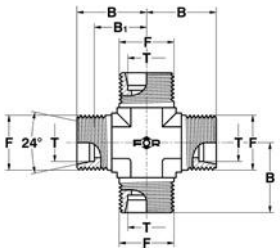

FOR S.P.A. - NORME E DIMENSIONI SOGGETTE A MODIFICHE SENZA PREAVVISO.
FOR S.P.A. - DESIGN DETAILS AND SPECIFICATIONS SUBJECT TO CHANGE WITHOUT PRIOR NOTICE.

RACCORDI A 24° DIN 3861

24° CONNECTORS DIN 3861

707125

SERIE LEGGERA (L) / *LIGHT SERIES*

Banjo 90° maschio
DIN serie L - maschio GAS cil. (BSPP)
con anello di tenuta in gomma
90° Banjo elbow male
DIN L series - male BSPP end
with metal/rubber ring

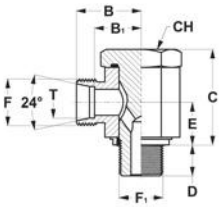

T MM.	RIFERIMENTO REFERENCE	F METRICO METRIC	F1 GAS CIL.BSPP	B	C	B1	D	E	CH
6	**A707125/0610**	12x1,5	1/8	19,5	24	12,5	8	10,5	17
8	**A707125/0813**	14x1,5	1/4	21,5	30	14,5	12	14	19
10	**A707125/1013**	16x1,5	1/4	22,5	30	15,5	12	14	19
12	**A707125/1217**	18x1,5	3/8	25	37	18	12	16,5	27
15	**A707125/1521**	22x1,5	1/2	28,5	45	21,5	14	21,5	30
18	**A707125/1821**	26x1,5	1/2	28,5	45	21	14	21,5	30
22	**A707125/2226**	30x2	3/4	35	53	27,5	16	24	38
28	**A707125/2833**	36x2	1"	39,5	66	32	18	30,5	46
35	**A707125/3542**	45x2	1"1/4	46,5	76	36	20	35,5	55
42	**A707125/4248**	52x2	1"1/2	51,5	87	40,5	22	40,5	70

707620

SERIE PESANTE (S) / *HEAVY SERIES*

Banjo 90° maschio
DIN serie S - maschio GAS cil. (BSPP)
con anello di tenuta in gomma
90° Banjo elbow male
DIN S series - male BSPP end
with metal/rubber ring

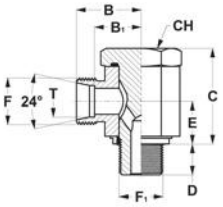

T MM.	RIFERIMENTO REFERENCE	F METRICO METRIC	F1 GAS CIL.BSPP	B	C	B1	D	E	CH
6	**A707620/0613**	14x1,5	1/4	24	30	17	12	14	19
8	**A707620/0813**	16x1,5	1/4	24	30	17	12	14	19
10	**A707620/1017**	18x1,5	3/8	26	36	18,5	12	16,5	27
12	**A707620/1217**	20x1,5	3/8	26	36	18,5	12	16,5	27
14	**A707620/1421**	22x1,5	1/2	30,5	45,5	22,5	14	21	30
16	**A707620/1621**	24x1,5	1/2	30,5	45,5	22	14	21	30
20	**A707620/2026**	30x2	3/4	37	53	26,5	16	24	38
25	**A707620/2533**	36x2	1"	43,5	66	31,5	18	30,5	46
30	**A707620/3042**	42x2	1"1/4	50,5	76	37	20	35,5	55
38	**A707620/3848**	52x2	1"1/2	57,5	87	41,5	22	40,5	70

FOR S.P.A. - NORME E DIMENSIONI SOGGETTE A MODIFICHE SENZA PREAVVISO.
FOR S.P.A. - DESIGN DETAILS AND SPECIFICATIONS SUBJECT TO CHANGE WITHOUT PRIOR NOTICE.

707147

SERIE LEGGERA (L) / *LIGHT SERIES*

Banjo 90° maschio
DIN serie L - maschio Metrico cil.
con anello di tenuta in gomma
90° Banjo elbow male
DIN L series - male metric end
with metal/rubber ring

T MM.	RIFERIMENTO REFERENCE	F METRICO METRIC	F1 METRICO METRIC	B	C	B1	D	E	CH
6	**A707147/0610**	12x1,5	10x1	19	24	12	8	10,5	17
8	**A707147/0812**	14x1,5	12x1,5	21,5	30	14,5	12	14	19
10	**A707147/1014**	16x1,5	14x1,5	22,5	31	15,5	12	14	19
12	**A707147/1216**	18x1,5	16x1,5	25	37	18	12	16,5	24
15	**A707147/1518**	22x1,5	18x1,5	27	39	20	12	18	27
18	**A707147/1822**	26x1,5	22x1,5	28,5	45	21	14	21,5	32
22	**A707147/2226**	30x2	26x1,5	35	53	27,5	16	24	38
28	**A707147/2833**	36x2	33x2	39,5	66	32	18	30,5	46
35	**A707147/3542**	45x2	42x2	46,5	76	36	20	35,5	55
42	**A707147/4248**	52x2	48x2	51,5	87	40,5	22	40,5	70

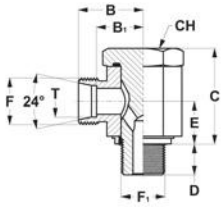

707642

SERIE PESANTE (S) / *HEAVY SERIES*

Banjo 90° maschio
DIN serie S - maschio Metrico cil.
con anello di tenuta in gomma
90° Banjo elbow male
DIN S series - Metric male end
with metal/rubber ring

T MM.	RIFERIMENTO REFERENCE	F METRICO METRIC	F1 METRICO METRIC	B	C	B1	D	E	CH
6	**A707642/0612**	14x1,5	12x1,5	23,5	30	16,5	12	14	19
8	**A707642/0814**	16x1,5	14x1,5	23,5	30	14,5	12	14	19
10	**A707642/1016**	18x1,5	16x1,5	26	36	18,5	12	16,5	24
12	**A707642/1218**	20x1,5	18x1,5	27	39	19,5	12	18	27
14	**A707642/1420**	22x1,5	20x1,5	30,5	43,5	22,5	14	20	27
16	**A707642/1622**	24x1,5	22x1,5	30,5	45	22	14	21,5	32
20	**A707642/2027**	30x2	27x2	37	53	26,5	16	24	38
25	**A707642/2533**	36x2	33x2	43,5	66	31,5	18	30,5	46
30	**A707642/3042**	42x2	42x2	50,5	76	37	20	35,5	55
38	**A707642/3848**	52x2	48x2	57,5	87	41,5	22	40,5	70

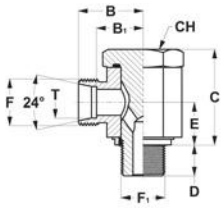

FOR S.P.A. - NORME E DIMENSIONI SOGGETTE A MODIFICHE SENZA PREAVVISO.
FOR S.P.A. - DESIGN DETAILS AND SPECIFICATIONS SUBJECT TO CHANGE WITHOUT PRIOR NOTICE.

RACCORDI A 24° DIN 3861

24° CONNECTORS DIN 3861

711137

SERIE LEGGERA (L) / *LIGHT SERIES*

Banjo a "T" maschi
DIN serie L - maschio GAS cil. (BSPP)
con anello di tenuta in gomma
Banjo tee male
DIN L series - male BSPP end with metal/rubber ring

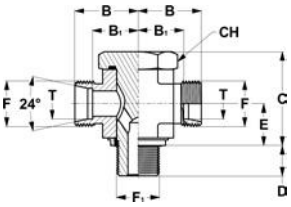

T MM.	RIFERIMENTO REFERENCE	F METRICO METRIC	F1 GAS CIL.BSPP	B	C	B1	D	E	CH
6	**A711137/0610**	12x1,5	1/8	19,5	24	12,5	8	10,5	17
8	**A711137/0813**	14x1,5	1/4	21,5	30	14,5	12	14	19
10	**A711137/1013**	16x1,5	1/4	22,5	30	15,5	12	14	19
12	**A711137/1217**	18x1,5	3/8	25	37	18	12	16,5	27
15	**A711137/1521**	22x1,5	1/2	28,5	45	21,5	14	21,5	30
18	**A711137/1821**	26x1,5	1/2	28,5	45	21	14	21,5	30
22	**A711137/2226**	30x2	3/4	35	53	27,5	16	24	38
28	**A711137/2833**	36x2	1"	39,5	66	32	18	30,5	46
35	**A711137/3542**	45x2	1"1/4	46,5	76	36	20	35,5	55
42	**A711137/4248**	52x2	1"1/2	51,5	87	40,5	22	40,5	70

711632

SERIE PESANTE (S) / *HEAVY SERIES*

Banjo a "T" maschi
DIN serie S - maschio GAS cil. (BSPP)
con anello di tenuta in gomma
Banjo tee male
DIN S series - male BSPP end with metal/rubber ring

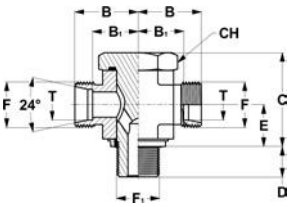

T MM.	RIFERIMENTO REFERENCE	F METRICO METRIC	F1 GAS CIL.BSPP	B	C	B1	D	E	CH
6	**A711632/0613**	14x1,5	1/4	24	30	17	12	14	19
8	**A711632/0813**	16x1,5	1/4	24	30	17	12	14	19
10	**A711632/1017**	18x1,5	3/8	26	36	18,5	12	16,5	27
12	**A711632/1217**	20x1,5	3/8	26	36	18,5	12	16,5	27
14	**A711632/1421**	22x1,5	1/2	30,5	45,5	22,5	14	21	30
16	**A711632/1621**	24x1,5	1/2	30,5	45,5	22	14	21	30
20	**A711632/2026**	30x2	3/4	37	53	26,5	16	24	38
25	**A711632/2533**	36x2	1"	43,5	66	31,5	18	30,5	46
30	**A711632/3042**	42x2	1"1/4	50,5	76	37	20	35,5	55
38	**A711632/3848**	52x2	1"1/2	57,5	87	41,5	22	40,5	70

FOR S.P.A. - NORME E DIMENSIONI SOGGETTE A MODIFICHE SENZA PREAVVISO.
FOR S.P.A. - DESIGN DETAILS AND SPECIFICATIONS SUBJECT TO CHANGE WITHOUT PRIOR NOTICE.

711159

SERIE LEGGERA (L) / *LIGHT SERIES*

Banjo a "T" maschi
DIN serie L - maschio Metrico cil.
con anello di tenuta in gomma
Banjo tee male
DIN L series - male Metric end
with metal/rubber ring

T MM.	RIFERIMENTO REFERENCE	F METRICO METRIC	F1 METRICO METRIC	B	C	B1	D	E	CH
6	**A711159/0610**	12x1,5	10x1	19	24	12	8	10,5	17
8	**A711159/0812**	14x1,5	12x1,5	21,5	30	14,5	12	14	19
10	**A711159/1014**	16x1,5	14x1,5	22,5	31	15,5	12	14	19
12	**A711159/1216**	18x1,5	16x1,5	25	37	18	12	16,5	24
15	**A711159/1518**	22x1,5	18x1,5	27	39	20	12	18	27
18	**A711159/1822**	26x1,5	22x1,5	28,5	45	21	14	21,5	32
22	**A711159/2226**	30x2	26x1,5	35	53	27,5	16	24	38
28	**A711159/2833**	36x2	33x2	39,5	66	32	18	30,5	46
35	**A711159/3542**	45x2	42x2	46,5	76	36	20	35,5	55
42	**A711159/4248**	52x2	48x2	51,5	87	40,5	22	40,5	70

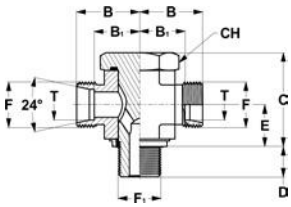

711654

SERIE PESANTE (S) / *HEAVY SERIES*

Banjo a "T" maschi
DIN serie S - maschio Metrico cil.
con anello di tenuta in gomma
Banjo tee male
DIN S series - male Metric end
with metal/rubber ring

T MM.	RIFERIMENTO REFERENCE	F METRICO METRIC	F1 METRICO METRIC	B	C	B1	D	E	CH
6	**A711654/0612**	14x1,5	12x1,5	23,5	30	16,5	12	14	19
8	**A711654/0814**	16x1,5	14x1,5	23,5	30	14,5	12	14	19
10	**A711654/1016**	18x1,5	16x1,5	26	36	18,5	12	16,5	24
12	**A711654/1218**	20x1,5	18x1,5	27	39	19,5	12	18	27
14	**A711654/1420**	22x1,5	20x1,5	30,5	43,5	22,5	14	20	27
16	**A711654/1622**	24x1,5	22x1,5	30,5	45	22	14	21,5	32
20	**A711654/2027**	30x2	27x2	37	53	26,5	16	24	38
25	**A711654/2533**	36x2	33x2	43,5	66	31,5	18	30,5	46
30	**A711654/3042**	42x2	42x2	50,5	76	37	20	35,5	55
38	**A711654/3848**	52x2	48x2	57,5	87	41,5	22	40,5	70

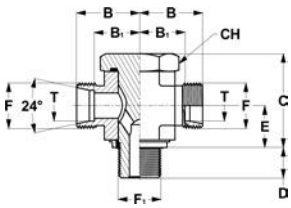

FOR S.P.A. - NORME E DIMENSIONI SOGGETTE A MODIFICHE SENZA PREAVVISO.
FOR S.P.A. - DESIGN DETAILS AND SPECIFICATIONS SUBJECT TO CHANGE WITHOUT PRIOR NOTICE.

RACCORDI A 24° DIN 3861

24° CONNECTORS DIN 3861

402196

SERIE LEGGERA (L) / *LIGHT SERIES*

Flangia diritta maschio
DIN serie L - SAE 3000 PSI
Straight male
DIN L series - SAE 3000
PSI flange

SEDI PAG.40 / *PORTS PAG.40*

402206

SERIE PESANTE (S) / *HEAVY SERIES*

Flangia diritta maschio
DIN serie S - SAE 3000 PSI
Straight male
DIN S series - SAE 3000
PSI flange

SEDI PAG.40 / *PORTS PAG.40*

402701

SERIE PESANTE (S) / *HEAVY SERIES*

Flangia diritta maschio
DIN serie S - SAE 6000 PSI
Straight male
DIN S series - SAE 6000
PSI flange

SEDI PAG.40 / *PORTS PAG.40*

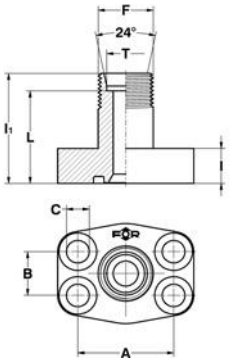

DN SIZE	T MM.	RIFERIMENTO REFERENCE	F METRICO METRIC	I1	A	B	C	I	L
1/2	12	**A402196/1212**	18x1,5	41	38,10	17,48	9	14	34
1/2	15	**A402196/1215**	22x1,5	44	38,10	17,48	9	14	37
3/4	18	**A402196/1918**	26x1,5	49	47,63	22,23	11	15	41,5
3/4	22	**A402196/1922**	30x2	50	47,63	22,23	11	15	42,5
1"	28	**A402196/2528**	36x2	52	52,37	26,19	11	17	44,5
1"1/4	35	**A402196/3235**	45x2	58	58,72	30,19	11,5	21	47,5
1"1/2	42	**A402196/3842**	52x2	67	69,85	35,71	13,5	24	56
1/2	14	**A402206/1214**	22x1,5	44	38,10	17,48	9	14	36
1/2	16	**A402206/1216**	24x1,5	46	38,10	17,48	9	14	37,5
3/4	20	**A402206/1920**	30x2	50	47,63	22,23	11	15	39,5
3/4	25	**A402206/1925**	36x2	50	47,63	22,23	11	15	38
1"	25	**A402206/2525**	36x2	52	52,37	26,19	11	17	40
1"	30	**A402206/2530**	42x2	54	52,37	26,19	11	17	40,5
1"1/4	30	**A402206/3230**	42x2	58	58,72	30,19	11,5	21	44,5
1"1/4	38	**A402206/3238**	52x2	61	58,72	30,19	11,5	21	45
1"1/2	38	**A402206/3838**	52x2	67	69,85	35,71	13,5	24	51
1/2	14	**A402701/1214**	22x1,5	45	40,49	18,24	9	15	37
1/2	16	**A402701/1216**	24x1,5	47	40,49	18,24	9	15	38,5
3/4	20	**A402701/1920**	30x2	52	50,80	23,80	11	17	41,5
3/4	25	**A402701/1925**	36x2	52	50,80	23,80	11	17	40
1"	25	**A402701/2525**	36x2	59	57,15	27,76	13	21	47
1"	30	**A402701/2530**	42x2	61	57,15	27,76	13	21	47,5
1"1/4	30	**A402701/3230**	42x2	66	66,68	31,75	15	24	52,5
1"1/4	38	**A402701/3238**	52x2	69	66,68	31,75	15	24	53
1"1/2	38	**A402701/3838**	52x2	73	79,38	36,50	17	27	57

FOR S.P.A. - NORME E DIMENSIONI SOGGETTE A MODIFICHE SENZA PREAVVISO.
FOR S.P.A. - DESIGN DETAILS AND SPECIFICATIONS SUBJECT TO CHANGE WITHOUT PRIOR NOTICE.

407222

SERIE LEGGERA (L) / *LIGHT SERIES*

Flangia 90° maschio
DIN serie L - SAE 3000 PSI
90° male
DIN L series - SAE 3000 PSI flange

SEDI PAG.40 / *PORTS PAG.40*

407233

SERIE PESANTE (S) / *HEAVY SERIES*

Flangia 90° maschio
DIN serie S - SAE 3000 PSI
90° male
DIN S series - SAE 3000 PSI flange

SEDI PAG.40 / *PORTS PAG.40*

407738

SERIE PESANTE (S) / *HEAVY SERIES*

Flangia 90° maschio
DIN serie S - SAE 6000 PSI
90° male
DIN S series - SAE 6000 PSI flange

SEDI PAG.40 / *PORTS PAG.40*

DN SIZE	T MM.	RIFERIMENTO REFERENCE	F METRICO METRIC	l_1	l	A	B	C	L
1/2	12	**A407222/1212**	18x1,5	40	17	38,10	17,48	9	33
1/2	15	**A407222/1215**	22x1,5	40	17	38,10	17,48	9	33
3/4	18	**A407222/1918**	26x1,5	45	20	47,63	22,23	11	37,5
3/4	22	**A407222/1922**	30x2	46	25	47,63	22,23	11	38,5
1"	28	**A407222/2528**	36x2	50	25	52,37	26,19	11	42,5
1"1/4	35	**A407222/3235**	45x2	56	31	58,72	30,18	11,5	45,5
1"1/2	42	**A407222/3842**	52x2	65	37	69,85	35,71	13,5	54
1/2	14	**A407233/1214**	22x1,5	40	17	38,10	17,48	9	32
1/2	16	**A407233/1216**	24x1,5	42	20	38,10	17,48	9	33,5
3/4	20	**A407233/1920**	30x2	48	25	47,63	22,23	11	37,5
3/4	25	**A407233/1925**	36x2	50	27	47,63	22,23	11	38
1"	25	**A407233/2525**	36x2	54	31	52,37	26,19	11	42
1"	30	**A407233/2530**	42x2	54	31	52,37	26,19	11	40,5
1"1/4	30	**A407233/3230**	42x2	56	31	58,72	30,18	11,5	42,5
1"1/4	38	**A407233/3238**	52x2	61	37	58,72	30,18	11,5	45
1"1/2	38	**A407233/3838**	52x2	65	37	69,85	35,71	13,5	49
3/4	16	**SA407233/1916**	24x1,5	47	20	47,63	22,23	11	38,5
1/2	14	**A407738/1214**	22x1,5	42	17	40,49	18,24	9	34
1/2	16	**A407738/1216**	24x1,5	43	20	40,49	18,24	9	34,5
3/4	20	**A407738/1920**	30x2	50	25	50,80	23,80	11	39,5
3/4	25	**A407738/1925**	36x2	52	27	50,80	23,80	11	40
1"	25	**A407738/2525**	36x2	58	31	57,15	27,76	13	46
1"	30	**A407738/2530**	42x2	58	31	57,15	27,76	13	44,5
1"1/4	30	**A407738/3230**	42x2	63	31	66,68	31,75	15	49,5
1"1/4	38	**A407738/3238**	52x2	63	37	66,68	31,75	15	47
1"1/2	38	**A407738/3838**	52x2	70	37	79,38	36,50	17	54

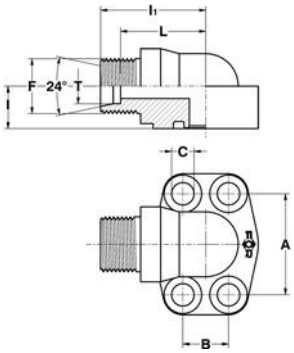

RACCORDI A 24° DIN 3861

24° CONNECTORS DIN 3861

405045

SERIE LEGGERA (L) / *LIGHT SERIES*

Flangia 45° orientabile maschio
DIN serie L - SAE 3000 PSI
45° (ADJ) male
DIN L series - SAE 3000
PSI flange

SEDI PAG.40 / *PORTS PAG.40*

405056

SERIE PESANTE (S) / *HEAVY SERIES*

Flangia 45° orientabile maschio
DIN serie S - SAE 3000 PSI
45° (ADJ) male
DIN S series - SAE 3000
PSI flange

SEDI PAG.40 / *PORTS PAG.40*

405551

SERIE PESANTE (S) / *HEAVY SERIES*

Flangia 45° orientabile maschio
DIN serie S - SAE 6000 PSI
45° (ADJ) male
DIN S series - SAE 6000
PSI flange

SEDI PAG.40 / *PORTS PAG.40*

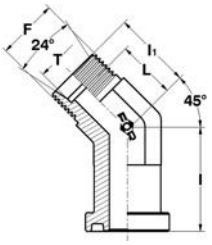

DN SIZE	T MM.	RIFERIMENTO REFERENCE	F METRICO METRIC	I1	I	A	B	L
1/2	12	**A405045/1212**	18x1,5	26	37	38,10	17,48	19
1/2	15	**A405045/1215**	22x1,5	28	37	38,10	17,48	21
3/4	18	**A405045/1918**	26x1,5	34	42	47,63	22,23	26,5
3/4	22	**A405045/1922**	30x2	34	42	47,63	22,23	26,5
1"	28	**A405045/2528**	36x2	37	42	52,37	26,19	29,5
1"1/4	35	**A405045/3235**	45x2	39	42	58,72	30,18	28,5
1"1/2	42	**A405045/3842**	52x2	45	50	69,85	35,71	34
1/2	14	**A405056/1214**	22x1,5	28	37	38,10	17,48	20
1/2	16	**A405056/1216**	24x1,5	28	37	38,10	17,48	19,5
3/4	20	**A405056/1920**	30x2	34	42	47,63	22,23	23,5
3/4	25	**A405056/1925**	36x2	34	42	47,63	22,23	22
1"	25	**A405056/2525**	36x2	37	42	52,37	26,19	25
1"	30	**A405056/2530**	42x2	38	42	52,37	26,19	24,5
1"1/4	30	**A405056/3230**	42x2	39	42	58,72	30,18	25,5
1"1/2	38	**A405056/3838**	52x2	45	50	69,85	35,71	29
1/2	14	**A405551/1214**	22x1,5	28	38	40,49	18,24	20
1/2	16	**A405551/1216**	24x1,5	28	38	40,49	18,24	19,5
3/4	20	**A405551/1920**	30x2	36	42	50,80	23,80	25,5
3/4	25	**A405551/1925**	36x2	36	42	50,80	23,80	24
1"	25	**A405551/2525**	36x2	38	53	57,15	27,76	26
1"	30	**A405551/2530**	42x2	40	60	57,15	27,76	26,5
1"1/4	30	**A405551/3230**	42x2	41	60	66,68	31,75	27,5
1"1/2	38	**A405551/3838**	52x2	45	70	79,38	36,50	29

SEMIFLANGE
(RIF. PER ORDINE PAG. 431)
SPLIT FLANGES
(REF. OF ORDER PAG. 431)

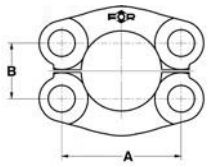

FOR S.P.A. - NORME E DIMENSIONI SOGGETTE A MODIFICHE SENZA PREAVVISO.
FOR S.P.A. - DESIGN DETAILS AND SPECIFICATIONS SUBJECT TO CHANGE WITHOUT PRIOR NOTICE.

407244

SERIE LEGGERA (L) / *LIGHT SERIES*

Flangia 90° orientabile maschio DIN serie L - SAE 3000 PSI
90° (ADJ) male DIN L series - SAE 3000 PSI flange

SEDI PAG.40 / *PORTS PAG.40*

407255

SERIE PESANTE (S) / *HEAVY SERIES*

Flangia 90° orientabile maschio DIN serie S - SAE 3000 PSI
90° (ADJ) male DIN S series - SAE 3000 PSI flange

SEDI PAG.40 / *PORTS PAG.40*

407750

SERIE PESANTE (S) / *HEAVY SERIES*

Flangia 90° orientabile maschio DIN serie S - SAE 6000 PSI
90° (ADJ) male DIN S series - SAE 6000 PSI flange

SEDI PAG.40 / *PORTS PAG.40*

DN SIZE	T MM.	RIFERIMENTO REFERENCE	F METRICO METRIC	l_1	l	A	B	L
1/2	12	**A407244/1212**	18x1,5	48	42	38,10	17,48	41
1/2	15	**A407244/1215**	22x1,5	48	42	38,10	17,48	41
3/4	18	**A407244/1918**	26x1,5	58	52	47,63	22,23	50,5
3/4	22	**A407244/1922**	30x2	58	52	47,63	22,23	50,5
1"	28	**A407244/2528**	36x2	62	54	52,37	26,19	54,5
1"1/4	35	**A407244/3235**	45x2	66	54	58,72	30,18	55,5
1"1/2	42	**A407244/3842**	52x2	76	61	69,85	35,71	65
1"	15	**SA407244/2515**	22x1,5	62	61	52,37	26,19	55
1/2	14	**A407255/1214**	22x1,5	48	42	38,10	17,48	40
1/2	16	**A407255/1216**	24x1,5	48	42	38,10	17,48	39,5
3/4	20	**A407255/1920**	30x2	58	52	47,63	22,23	47,5
3/4	25	**A407255/1925**	36x2	58	52	47,63	22,23	46
1"	25	**A407255/2525**	36x2	62	54	52,37	26,19	50
1"	30	**A407255/2530**	42x2	66	54	52,37	26,19	52,5
1"1/4	30	**A407255/3230**	42x2	66	54	58,72	30,18	52,5
1"1/2	38	**A407255/3838**	52x2	76	61	69,85	35,71	60
3/4	16	**SA407255/1916**	24x1,5	55	52	47,63	22,23	46,5
1/2	14	**A407750/1214**	22x1,5	48	43	40,49	18,24	40
1/2	16	**A407750/1216**	24x1,5	48	43	40,49	18,24	39,5
3/4	20	**A407750/1920**	30x2	60	54	50,80	23,80	49,5
3/4	25	**A407750/1925**	36x2	62	54	50,80	23,80	50
1"	25	**A407750/2525**	36x2	65	65	57,15	27,76	53
1"	30	**A407750/2530**	42x2	73	70	57,15	27,76	59,5
1"1/4	30	**A407750/3230**	42x2	75	70	66,68	31,75	61,5
1"1/2	38	**A407750/3838**	52x2	85	80	79,38	36,50	69
1"	20	**SA407750/2520**	30x2	63	62	57,15	27,76	49,5
1"1/4	38	**SA407750/3238**	52x2	85	80	66,68	31,75	69

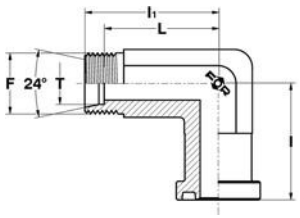

SEMIFLANGE
(RIF. PER ORDINE PAG. 431)
SPLIT FLANGES
(REF. OF ORDER PAG. 431)

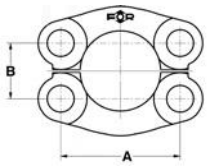

FOR S.P.A. - NORME E DIMENSIONI SOGGETTE A MODIFICHE SENZA PREAVVISO.
FOR S.P.A. - DESIGN DETAILS AND SPECIFICATIONS SUBJECT TO CHANGE WITHOUT PRIOR NOTICE.

RACCORDI A 24° DIN 3861

24° CONNECTORS DIN 3861

411040

SERIE LEGGERA (L) / *LIGHT SERIES*

Flangia a "T" orientabile maschi DIN serie L - SAE 3000 PSI

Branch (ADJ) tee male DIN L series - SAE 3000 PSI flange

SEDI PAG.40 / *PORTS PAG.40*

411051

SERIE PESANTE (S) / *HEAVY SERIES*

Flangia a "T" orientabile maschi DIN serie S - SAE 3000 PSI

Branch (ADJ) tee male DIN S series - SAE 3000 PSI flange

SEDI PAG.40 / *PORTS PAG.40*

411556

SERIE PESANTE (S) / *HEAVY SERIES*

Flangia a "T" orientabile maschi DIN serie S - SAE 6000 PSI

Branch (ADJ) tee male DIN S series - SAE 6000 PSI flange

SEDI PAG.40 / *PORTS PAG.40*

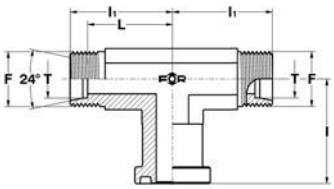

DN SIZE	T MM.	RIFERIMENTO REFERENCE	F METRICO METRIC	l_1	l	A	B	L
1/2	12	**A411040/1212**	18x1,5	48	42	38,10	17,48	41
1/2	12	**A411040/1215**	18x1,5	48	42	38,10	17,48	41
3/4	18	**A411040/1918**	26x1,5	58	52	47,63	22,23	50,5
3/4	22	**A411040/1922**	30x2	58	52	47,63	22,23	50,5
1"	28	**A411040/2528**	36x2	62	54	52,37	26,19	54,5
1"1/4	35	**A411040/3235**	45x2	66	54	58,72	30,18	55,5
1"1/2	42	**A411040/3842**	52x2	76	61	69,85	35,71	65
1/2	14	**A411051/1214**	22x1,5	48	42	38,10	17,48	40
1/2	16	**A411051/1216**	24x1,5	48	42	38,10	17,48	39,5
3/4	20	**A411051/1920**	30x2	58	52	47,63	22,23	47,5
3/4	25	**A411051/1925**	36x2	58	52	47,63	22,23	46
1"	25	**A411051/2525**	36x2	62	54	52,37	26,19	50
1"	30	**A411051/2530**	42x2	66	54	52,37	26,19	52,5
1"1/4	30	**A411051/3230**	42x2	66	54	58,72	30,19	52,5
1"1/2	38	**A411051/3838**	52x2	76	61	69,85	35,71	60
1/2	14	**A411556/1214**	22x1,5	48	43	40,49	18,24	40
1/2	16	**A411556/1216**	24x1,5	48	43	40,49	18,24	39,5
3/4	20	**A411556/1920**	30x2	60	54	50,80	23,80	49,5
3/4	25	**A411556/1925**	36x2	62	54	50,80	23,80	50
1"	25	**A411556/2525**	36x2	65	65	57,15	27,76	53
1"	30	**A411556/2530**	42x2	73	70	57,15	27,76	59,5
1"1/4	30	**A411556/3230**	42x2	75	70	66,68	31,75	61,5
1"1/2	38	**A411556/3838**	52x2	80	80	79,38	36,50	69
1"	20	**SA411556/2520**	30x2	63	65	57,15	27,76	52,5

SEMIFLANGE
(RIF. PER ORDINE PAG. 431)
SPLIT FLANGES
(REF. OF ORDER PAG. 431)

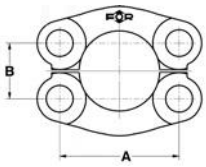

FOR S.P.A. - NORME E DIMENSIONI SOGGETTE A MODIFICHE SENZA PREAVVISO.
FOR S.P.A. - DESIGN DETAILS AND SPECIFICATIONS SUBJECT TO CHANGE WITHOUT PRIOR NOTICE.

413042

SERIE LEGGERA (L) / *LIGHT SERIES*

Flangia a "L" orientabile maschi DIN serie L - SAE 3000 PSI

Run (ADJ) tee male DIN L series - SAE 3000 PSI flange

SEDI PAG.40 / *PORTS PAG.40*

413053

SERIE PESANTE (S) / *HEAVY SERIES*

Flangia a "L" orientabile maschi DIN serie S - SAE 3000 PSI

Run (ADJ) tee male DIN S series - SAE 3000 PSI flange

SEDI PAG.40 / *PORTS PAG.40*

413558

SERIE PESANTE (S) / *HEAVY SERIES*

Flangia a "L" orientabile maschi DIN serie S - SAE 6000 PSI

Run (ADJ) tee male DIN S series - SAE 6000 PSI flange

SEDI PAG.40 / *PORTS PAG.40*

DN SIZE	T MM.	RIFERIMENTO REFERENCE	F METRICO METRIC	l_1	l	A	B	L
1/2	12	**A413042/1212**	18x1,5	48	42	38,10	17,48	41
1/2	12	**A413042/1215**	18x1,5	48	42	38,10	17,48	41
3/4	18	**A413042/1918**	26x1,5	58	52	47,63	22,23	50,5
3/4	22	**A413042/1922**	30x2	58	52	47,63	22,23	50,5
1"	28	**A413042/2528**	36x2	62	54	52,37	26,19	54,5
1"1/4	35	**A413042/3235**	45x2	66	54	58,72	30,18	55,5
1"1/2	42	**A413042/3842**	52x2	76	61	69,85	35,71	65
1/2	14	**A413053/1214**	22x1,5	48	42	38,10	17,48	40
1/2	16	**A413053/1216**	24x1,5	48	42	38,10	17,48	39,5
3/4	20	**A413053/1920**	30x2	58	52	47,63	22,23	47,5
3/4	25	**A413053/1925**	36x2	58	52	47,63	22,23	46
1"	25	**A413053/2525**	36x2	62	54	52,37	26,19	50
1"	30	**A413053/2530**	42x2	66	54	52,37	26,19	52,5
1"1/4	30	**A413053/3230**	42x2	66	54	58,72	30,18	52,5
1"1/2	38	**A413053/3838**	52x2	76	61	69,85	35,71	60
1/2	14	**A413558/1214**	22x1,5	48	43	40,49	18,24	40
1/2	16	**A413558/1216**	24x1,5	48	43	40,49	18,24	39,5
3/4	20	**A413558/1920**	30x2	60	54	50,80	23,80	49,5
3/4	25	**A413558/1925**	36x2	62	54	50,80	23,80	50
1"	25	**A413558/2525**	36x2	65	65	57,15	27,76	53
1"	30	**A413558/2530**	42x2	73	70	57,15	27,76	59,5
1"1/4	30	**A413558/3230**	42x2	75	70	66,68	31,75	61,5
1"1/2	38	**A413558/3838**	52x2	80	80	79,38	36,50	69
1"1/4	25	**SA413558/3225**	36x2	72	70	66,68	31,75	60

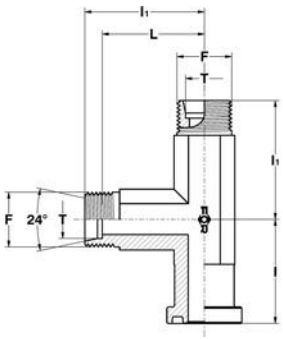

SEMIFLANGE
(RIF. PER ORDINE PAG. 431)
SPLIT FLANGES
(REF. OF ORDER PAG. 431)

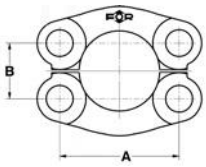

FOR S.P.A. - NORME E DIMENSIONI SOGGETTE A MODIFICHE SENZA PREAVVISO.
FOR S.P.A. - DESIGN DETAILS AND SPECIFICATIONS SUBJECT TO CHANGE WITHOUT PRIOR NOTICE.

RACCORDI A 24° DIN 3861

24° CONNECTORS DIN 3861

402217

SERIE LEGGERA (L) / *LIGHT SERIES*

Flangia diritta maschio
DIN serie L - interasse
metrico 4 fori
Straight male
DIN L series - 4 bolts
metric flange

SEDI PAG.42 / *PORTS PAG.42*

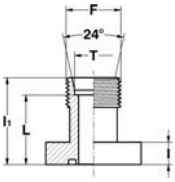

DN SIZE	T MM.	RIFERIMENTO REFERENCE	F METRICO METRIC	l_1	A	C	I	L
12	12	**A402217/1212**	18x1,5	35	30	7	9	28
12	15	**A402217/1215**	22x1,5	35	30	7	9	28
15	12	**A402217/1512**	18x1,5	36	35	7	10	29
15	15	**A402217/1515**	22x1,5	38	35	7	10	31
20	18	**A402217/2018**	26x1,5	42	40	7	12	34,5
20	22	**A402217/2022**	30x2	44	40	7	12	36,5
26	28	**A402217/2628**	36x2	48	55	9	16	40,5
26	35	**A402217/2635**	45x2	50	55	9	16	39,5
25	22	**SA402217/2522**	30x2	45	51	11	16	37,5
26	15	**SA402217/2615**	22x1,5	46	55	9	16	39

402228

SERIE PESANTE (S) / *HEAVY SERIES*

Flangia diritta maschio
DIN serie S - interasse
metrico 4 fori
Straight male
DIN S series - 4 bolts
metric flange

SEDI PAG.42 / *PORTS PAG.42*

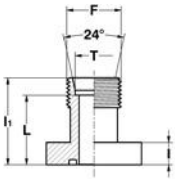

DN SIZE	T MM.	RIFERIMENTO REFERENCE	F METRICO METRIC	l_1	A	C	I	L
12	12	**A402228/1212**	20x1,5	35	30	7	9	27,5
12	14	**A402228/1214**	22x1,5	35	30	7	9	27
15	14	**A402228/1514**	22x1,5	38	35	7	10	30
15	16	**A402228/1516**	24x1,5	38	35	7	10	29,5
20	20	**A402228/2020**	30x2	44	40	7	12	33,5
20	25	**A402228/2025**	36x2	44	40	7	12	32
26	25	**A402228/2625**	36x2	48	55	9	16	36
26	30	**A402228/2630**	42x2	50	55	9	16	36,5

FOR S.P.A. - NORME E DIMENSIONI SOGGETTE A MODIFICHE SENZA PREAVVISO.
FOR S.P.A. - DESIGN DETAILS AND SPECIFICATIONS SUBJECT TO CHANGE WITHOUT PRIOR NOTICE.

407266

SERIE LEGGERA (L) / *LIGHT SERIES*

Flangia 90° maschio
DIN serie L - interasse
metrico 3 fori
90° male
DIN L series - 3 bolts
metric flange

SEDI PAG.42 / *PORTS PAG.42*

DN SIZE	T MM.	RIFERIMENTO REFERENCE	F METRICO METRIC	l_1	l	A	C	L
12	12	**A407266/1212**	18x1,5	30	17	30	7	23
12	15	**A407266/1215**	22x1,5	32	17	30	7	25
15	12	**A407266/1512**	18x1,5	32	17	35	7	25
15	15	**A407266/1515**	22x1,5	34	17	35	7	27
20	18	**A407266/2018**	26x1,5	38	20	40	7	30,5
20	22	**A407266/2022**	30x2	40	25	40	7	32,5
26	28	**A407266/2628**	36x2	44	28	55	9	36,5
26	35	**A407266/2635**	45x2	46	31	55	9	35,5
20	28	**SA407266/2028**	36x2	41.5	25	40	7	34

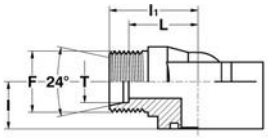

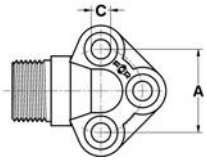

407277

SERIE PESANTE (S) / *HEAVY SERIES*

Flangia 90° maschio
DIN serie S - interasse
metrico 3 fori
90° male
DIN S series - 3 bolts
metric flange

SEDI PAG.42 / *PORTS PAG.42*

DN SIZE	T MM.	RIFERIMENTO REFERENCE	F METRICO METRIC	l_1	l	A	C	L
12	12	**A407277/1212**	20x1,5	30	17	30	7	22,5
12	14	**A407277/1214**	22x1,5	32	17	30	7	24,5
15	14	**A407277/1514**	22x1,5	34	17	35	7	26
15	16	**A407277/1516**	24x1,5	34	18	35	7	25,5
20	20	**A407277/2020**	30x2	40	25	40	7	29,5
20	25	**A407277/2025**	36x2	44	27	40	7	32
26	25	**A407277/2625**	36x2	45	28	55	9	33
26	30	**A407277/2630**	42x2	46	31	55	9	33,5

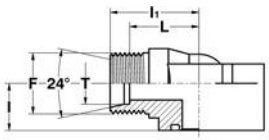

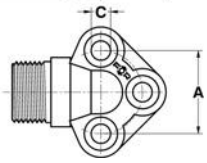

FOR S.P.A. - NORME E DIMENSIONI SOGGETTE A MODIFICHE SENZA PREAVVISO.
FOR S.P.A. - DESIGN DETAILS AND SPECIFICATIONS SUBJECT TO CHANGE WITHOUT PRIOR NOTICE.

RACCORDI A 24° DIN 3861

24° CONNECTORS DIN 3861

407288

SERIE LEGGERA (L) / *LIGHT SERIES*

Flangia 90° maschio
DIN serie L - interasse
metrico 4 fori
90° male
DIN L series - 4 bolts
metric flange

SEDI PAG.42 / *PORTS PAG.42*

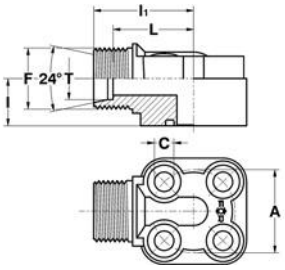

DN SIZE	T MM.	RIFERIMENTO REFERENCE	F METRICO METRIC	I1	I	A	C	L
12	12	**A407288/1212**	18x1,5	34	17	30	7	27
12	15	**A407288/1215**	22x1,5	36	17	30	7	29
15	12	**A407288/1512**	18x1,5	36	17	35	7	29
15	15	**A407288/1515**	22x1,5	39	17	35	7	32
20	18	**A407288/2018**	26x1,5	42	20	40	7	34,5
20	22	**A407288/2022**	30x2	44	25	40	7	36,5
26	28	**A407288/2628**	36x2	52	25	55	9	44,5
26	35	**A407288/2635**	45x2	53	31	55	9	42,5

407299

SERIE PESANTE (S) / *HEAVY SERIES*

Flangia 90° maschio
DIN serie S - interasse
metrico 4 fori
90° male
DIN S series - 4 bolts
metric flange

SEDI PAG.42 / *PORTS PAG.42*

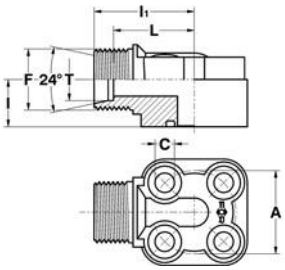

DN SIZE	T MM.	RIFERIMENTO REFERENCE	F METRICO METRIC	I1	I	A	C	L
12	12	**A407299/1212**	20x1,5	36	17	30	7	28,5
12	14	**A407299/1214**	22x1,5	38	17	30	7	30
15	14	**A407299/1514**	22x1,5	40	17	35	7	32
15	16	**A407299/1516**	24x1,5	40	17	35	7	31,5
20	20	**A407299/2020**	30x2	44	20	40	7	33,5
20	25	**A407299/2025**	36x2	45	28	40	7	33
26	25	**A407299/2625**	36x2	52	28	55	9	40
26	30	**A407299/2630**	42x2	52	31	55	9	38,5

FOR S.P.A. - NORME E DIMENSIONI SOGGETTE A MODIFICHE SENZA PREAVVISO.
FOR S.P.A. - DESIGN DETAILS AND SPECIFICATIONS SUBJECT TO CHANGE WITHOUT PRIOR NOTICE.

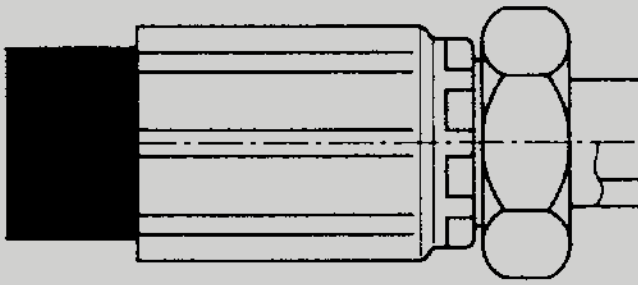

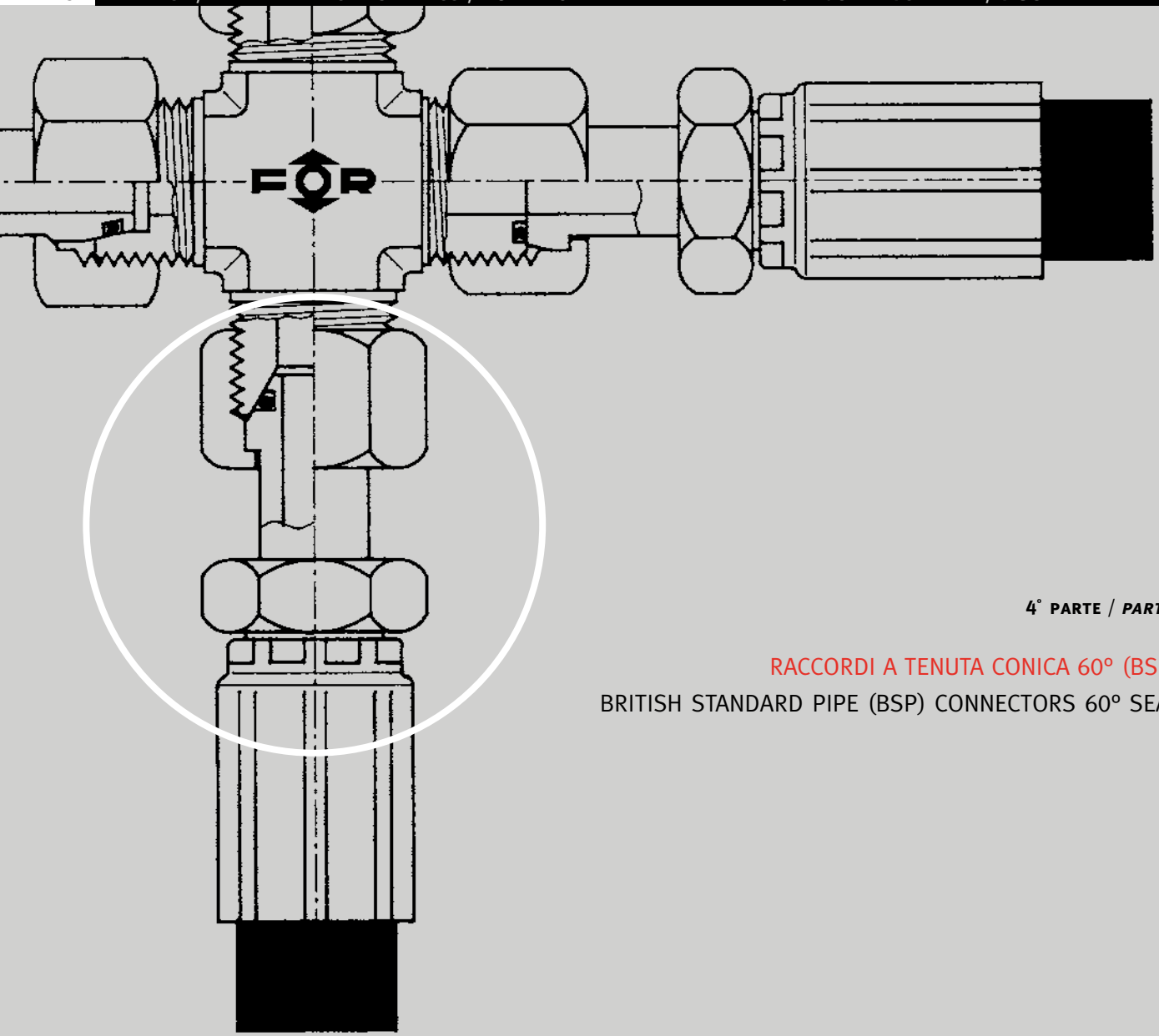

4° PARTE / *PART 4*

RACCORDI A TENUTA CONICA 60° (BSP)

BRITISH STANDARD PIPE (BSP) CONNECTORS 60° SEAT

ESTREMITÀ SECONDO NORME

ISO 8434-6

BSP 5200

ENDS ACCORDING TO

ISO 8434-6

BSP 5200

INDICE FIGURATIVO
VISUAL INDEX

353 **202190**
Codolo a saldare
Welding nipple

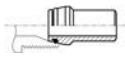

353 **201122**
Dado per codolo a saldare
Nut

354 **202002**
Giunzione diritta
BSP - BSP
Union
BSP -BSP

355 **202035**
Terminale diritto
BSP - SAE UNF-UN
per sedi ISO 11926
Connector male
BSP - male SAE UNF-UN
with O.R. ISO 11926 ports

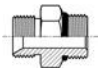

356 **202123**
Terminale diritto
BSP - GAS cil. (BSPP)
con O.R. e rondella
per sedi ISO 1179
Connector male
BSP - male BSPP
with O.R. and retaining ring
ISO 1179 ports

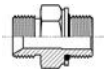

INDICE FIGURATIVO
VISUAL INDEX

357 202321
Terminale diritto
BSP - GAS cil. (JIS)
con O.R. per sedi JIS 2351
Connector male
BSP - male JIS
with O.R. JIS 2351 ports

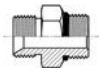

357 202288
Terminale diritto
BSP - GAS cil. (BSPP)
con tenuta ad elastomero
per sedi ISO 1179
Connector male
BSP - male BSPP
with elastomer seal
ISO 1179 ports

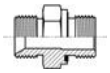

358 202134
Terminale diritto
BSP - Metrico cil.
con O.R. e rondella
per sedi ISO 9974
Connector male
BSP - male Metric
with O.R. and retaining ring
ISO 9974 ports

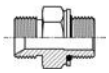

359 202200
Terminale diritto
BSP - Metrico cil.
con O.R. per sedi ISO 6149
Connector male
BSP - male Metric
with O.R. ISO 6149 ports

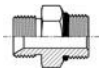

359 202299
Terminale diritto
BSP - Metrico cil.
con tenuta ad elastomero
per sedi ISO 9974
Connector male
BSP - male Metric
with elastomer seal
ISO 9974 ports

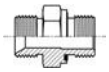

360 202167
Terminale diritto
BSP - NPTF
per sedi SAE 476
Connector male
BSP - NPTF
taper SAE 476 ports

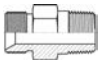

360 202178
Terminale diritto
BSP - GAS conico (BSPT)
per sedi ISO 7
Connector male
BSP - BSPT
taper ISO 7 ports

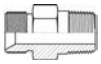

361 202211
Giunzione maschio - femmina
BSP
Union male
BSP - swivel nut BSP

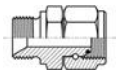

361 202255
Terminale diritto femmina
BSP - maschio SAE UNF-UN
per sedi ISO 11926
Connector swivel nut
BSP - male SAE UNF-UN
with O.R. ISO 11926 ports

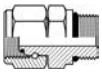

362 202222
Terminale diritto femmina
BSP - maschio GAS cil. (BSPP)
con O.R. e rondella
per sedi ISO 1179
Connector swivel nut
BSP - male BSPP
with O.R. and retaining ring
ISO 1179 ports

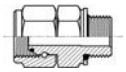

362 202332
Terminale diritto femmina
BSP - maschio GAS cil. (JIS)
con O.R. per sedi JIS 2351
Connector swivel nut
BSP - male JIS
with O.R. JIS 2351 ports

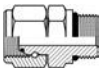

363 202309
Terminale diritto femmina
BSP - maschio GAS cil. (BSPP)
con tenuta ad elastomero
per sedi ISO 1179
Connector swivel nut
BSP - male BSPP
with elastomer seal
ISO 1179 ports

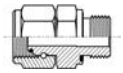

363 202233
Terminale diritto femmina
BSP - maschio Metrico cil.
con O.R. e rondella
per sedi ISO 9974
Connector swivel nut
BSP - male Metric
with O.R. and retaining ring
ISO 9974 ports

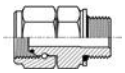

364 202244
Terminale diritto femmina
BSP - maschio Metrico cil.
con O.R. per sedi ISO 6149
Connector swivel nut
BSP - male Metric
with O.R. ISO 6149 ports

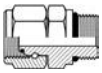

364 202310
Terminale diritto femmina
BSP - maschio Metrico cil.
con tenuta ad elastomero
per sedi ISO 9974
Connector swivel nut
BSP - male Metric
with elastomer seal
ISO 9974 ports

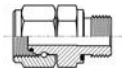

INDICE FIGURATIVO
VISUAL INDEX

365 202057
Giunzione maschio BSP
sede a saldare
Braze on connector
male BSP

366 201045
Tappo maschio
BSP
Male plug
BSP

366 201067
Tappo femmina
BSP
Female plug
BSP

367 203003
Giunzione diritta passaparatia
BSP - BSP
Bulkhead union male
BSP -BSP

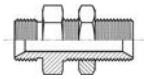

367 205005
Giunzione 45°
BSP -BSP
45° elbow male
BSP -BSP

368 205083
Giunzione 45° maschio
BSP - femmina BSP
45° elbow male
BSP -swivel nut BSP

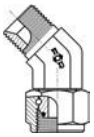

368 205016
Terminale orientabile 45°
BSP - SAE UNF-UN
per sedi ISO 11926
45° (ADJ) elbow male
BSP - male SAE UNF-UN
with O.R. ISO 11926 ports

369 205027
Terminale orientabile 45°
BSP - GAS cil. (BSPP)
con O.R. e rondella per sedi ISO 1179
45° (ADJ) elbow male
BSP - male BSPP with O.R.
and retaining ring ISO 1179 ports

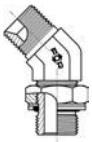

370 205171
Terminale orientabile 45°
BSP - GAS cil. (JIS)
con O.R. per sedi JIS 2351
45° (ADJ) elbow male
BSP - male JIS
with O.R. JIS 2351 ports

370 205038
Terminale orientabile 45°
BSP - Metrico cil. con O.R.
e rondella per sedi ISO 9974
45° (ADJ) elbow male
BSP - male Metric with O.R.
and retaining ring ISO 9974 ports

371 205094
Terminale orientabile 45°
BSP - Metrico cil.
con O.R. per sedi ISO 6149
45° (ADJ) elbow male
BSP - male Metric
with O.R. ISO 6149 ports

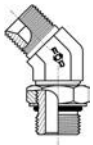

371 205148
Terminale orientabile 45° femmina
BSP - SAE UNF-UN
per sedi ISO 11926
45° (ADJ) elbow swivel nut
BSP - male SAE UNF-UN
with O.R. ISO 11926 ports

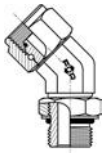

372 205104
Terminale orientabile 45° femmina
BSP - GAS cil. (BSPP) con O.R.
e rondella per sedi ISO 1179
45° (ADJ) elbow swivel nut
BSP - male BSPP with O.R.
and retaining ring ISO 1179 ports

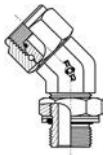

373 205182
Terminale orientabile 45° femmina
BSP - GAS cil. (JIS)
con O.R. per sedi JIS 2351
45° (ADJ) elbow swivel nut
BSP - male JIS
with O.R. JIS 2351 ports

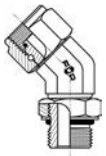

374 205115
Terminale orientabile 45° femmina
BSP - Metrico cil. con O.R.
e rondella per sedi ISO 9974
45° (ADJ) elbow swivel nut
BSP - male Metric with O.R.
and retaining ring ISO 9974 ports

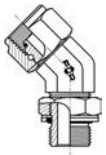

INDICE FIGURATIVO
VISUAL INDEX

375 205126
Terminale orientabile 45° femmina
BSP - Metrico cil.
con O.R. per sedi ISO 6149
45° (ADJ) elbow swivel nut
BSP - male Metric
with O.R. ISO 6149 ports

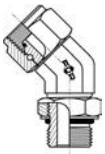

375 207007
Giunzione 90°
BSP -BSP
90° elbow union male
BSP -BSP

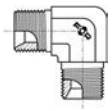

376 207128
Giunzione 90° maschio
BSP - femmina BSP
90° elbow union male
BSP -swivel nut BSP

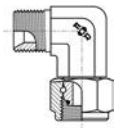

376 207029
Terminale orientabile 90°
BSP - SAE UNF-UN
per sedi ISO 11926
90° (ADJ) elbow male
BSP - male SAE UNF-UN
with O.R. ISO 11926 ports

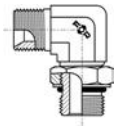

377 207030
Terminale orientabile 90°
BSP - GAS cil. (BSPP)
con O.R. e rondella per sedi ISO 1179
90° (ADJ) elbow male
BSP - male BSPP
with O.R. and retaining ring
ISO 1179 ports

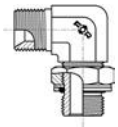

378 207205
Terminale orientabile 90°
BSP - GAS cil. (JIS)
con O.R. per sedi JIS 2351
90° (ADJ) elbow male
BSP - male JIS
with O.R. JIS 2351 ports

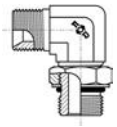

379 207041
Terminale orientabile 90°
BSP - Metrico cil. con O.R.
e rondella per sedi ISO 9974
90° (ADJ) elbow male
BSP - male Metric
with O.R. and retaining ring
ISO 9974 ports

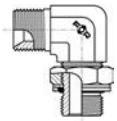

380 207139
Terminale orientabile 90°
BSP - Metrico cil.
con O.R. per sedi ISO 6149
90° (ADJ) elbow male
BSP - male Metric
with O.R. ISO 6149 ports

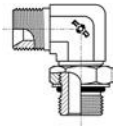

380 207117
Giunzione 90° maschio
BSP - GAS conico (BSPT)
per sedi ISO 7
90° elbow union male
BSP - male BSPT
taper ISO 7 ports

381 207238
Giunzione 90° maschio
BSP 60° + sede bonded
90° elbow union male
BSP 60° ends for bonded seals

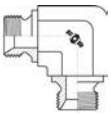

381 207173
Terminale orientabile 90°
femmina BSP - SAE UNF-UN
per sedi ISO 11926
90° (ADJ) elbow swivel nut
BSP - male SAE UNF-UN
with O.R. ISO 11926 ports

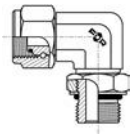

382 207140
Terminale orientabile 90°
femmina BSP - GAS cil. (BSPP)
con O.R. e rondella per sedi ISO 1179
90° (ADJ) elbow swivel nut
BSP - male BSPP
with O.R. and retaining ring
ISO 1179 ports

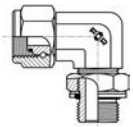

382 207216
Terminale orientabile 90°
femmina BSP - GAS cil. (JIS)
con O.R. per sedi JIS 2351
90° (ADJ) elbow swivel nut
BSP - male JIS
with O.R. JIS 2351 ports

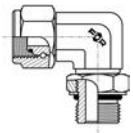

383 207151
Terminale orientabile 90°
femmina BSP - Metrico cil. con O.R.
e rondella per sedi ISO 9974
90° (ADJ) elbow swivel nut
BSP - male Metric
with O.R. and retaining ring
ISO 9974 ports

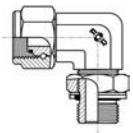

383 207162
Terminale orientabile 90°
femmina BSP - Metrico cil.
con O.R. per sedi ISO 6149
90° (ADJ) elbow swivel nut
BSP - male Metric
with O.R. ISO 6149 ports

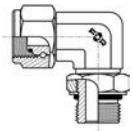

INDICE FIGURATIVO
VISUAL INDEX

384 **208008**
Giunzione 90° passaparatia
BSP - BSP
90° bulkhead elbow male
BSP -BSP

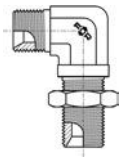

384 **210001**
Prolunga orientabile 90°
BSP - SAE UNF-UN
per sedi ISO 11926
90° (ADJ) long elbow male
BSP - male SAE UNF-UN
with O.R. ISO 11926 ports

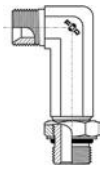

385 **210012**
Prolunga orientabile 90°
BSP - GAS cil. (BSPP)
con O.R. e rondella per sedi ISO 1179
90° (ADJ) long elbow male
BSP - male BSPP with O.R.
and retaining ring ISO 1179 ports

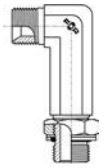

385 **210056**
Prolunga orientabile 90°
BSP - GAS cil. (JIS)
con O.R. per sedi JIS 2351
90° (ADJ) long elbow male
BSP - male JIS with O.R. JIS 2351 ports

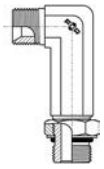

386 **210023**
Prolunga orientabile 90°
BSP - Metrico cil. con O.R.
e rondella per sedi ISO 9974
90° (ADJ) long elbow male
BSP - male Metric with O.R.
and retaining ring ISO 9974 ports

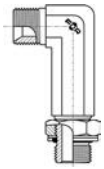

386 **210034**
Prolunga orientabile 90°
BSP - Metrico cil. con O.R.
per sedi ISO 6149
90° (ADJ) long elbow male BSP -
male Metric with O.R. ISO 6149 ports

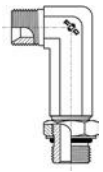

387 **211009**
Giunzione a "T"
maschi BSP
Union tee
male BSP

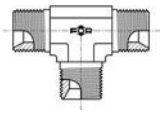

387 **211108**
Giunzione a "T" maschi
BSP - femmina BSP
Swivel nut branch tee
BSP - male BSP

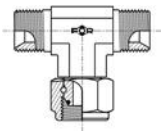

388 **211010**
Terminale orientabile a "T"
BSP - SAE UNF-UN
per sedi ISO 11926
Branch (ADJ) tee male
BSP - male SAE UNF-UN
with O.R. ISO 11926 ports

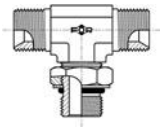

389 **211021**
Terminale orientabile a "T"
BSP - GAS cil. (BSPP)
con O.R. e rondella per sedi ISO 1179
Branch (ADJ) tee male
BSP - male BSPP
with O.R. and retaining ring
ISO 1179 ports

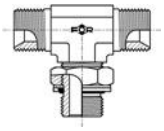

390 **211120**
Terminale orientabile a "T"
BSP - GAS cil. (JIS)
con O.R. per sedi JIS 2351
Branch (ADJ) tee male
BSP - male JIS
with O.R. JIS 2351 ports

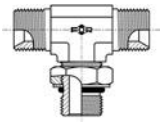

390 **211032**
Terminale orientabile a "T"
BSP - Metrico cil. con O.R. e rondella
per sedi ISO 9974
Branch (ADJ) tee male
BSP - male Metric
with O.R. and retaining ring
ISO 9974 ports

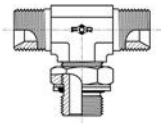

391 **211076**
Terminale orientabile a "T"
BSP - Metrico cil.
con O.R. per sedi ISO 6149
Branch (ADJ) tee male
BSP - male Metric
with O.R. ISO 6149 ports

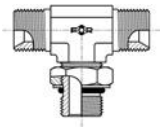

391 **211121**
Giunzione a "T" maschi
BSP 60° + sede bonded
Union tee male
BSP 60° for bonded seal

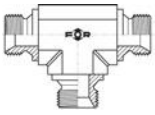

392 **212003**
Giunzione a "T" passaparatia
maschi BSP
Bulkhead union tee
male BSP

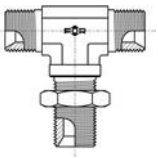

INDICE FIGURATIVO
VISUAL INDEX

392 213084
Giunzione a "L" maschi
BSP - femmina BSP
Swivel nut run tee
BSP - swivel nut BSP

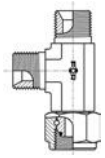

393 213006
Terminale orientabile a "L"
BSP - SAE UNF-UN
per sedi ISO 11926
Run (ADJ) tee male
BSP - male SAE UNF-UN
with O.R. ISO 11926 ports

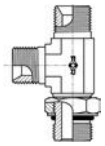

394 213017
Terminale orientabile a "L"
BSP - GAS cil. (BSPP)
con O.R. e rondella per sedi ISO 1179
Run (ADJ) tee male
BSP - male BSPP with O.R.
and retaining ring ISO 1179 ports

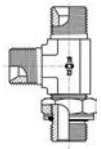

395 213105
Terminale orientabile a "L"
BSP - GAS cil. (JIS)
con O.R. per sedi JIS 2351
Run (ADJ) tee male
BSP - male JIS
with O.R. JIS 2351 ports

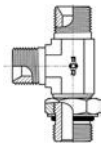

396 213028
Terminale orientabile a "L"
BSP - Metrico cil. con O.R.
e rondella per sedi ISO 9974
Run (ADJ) tee male BSP - male Metric
with O.R. and retaining ring
ISO 9974 ports

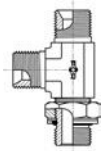

397 213062
Terminale orientabile a "L"
BSP - Metrico cil.
con O.R. per sedi ISO 6149
Run (ADJ) tee male
BSP - male Metric
with O.R. ISO 6149 ports

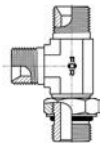

398 214007
Giunzione a "L" passaparatia
maschi BSP
Bulkhead run tee
male BSP

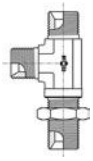

398 215000
Giunzione a croce
maschio BSP
Union cross
male BSP

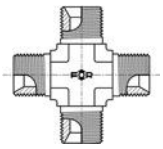

399 402019
Flangia diritta maschio
BSP - SAE 3000 PSI
Straight male
BSP - SAE 3000 PSI flange

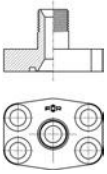

399 402514
Flangia diritta maschio
BSP - SAE 6000 PSI
Straight male
BSP - SAE 6000 PSI flange

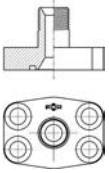

400 407046
Flangia 90° maschio
BSP - SAE 3000 PSI
90° male
BSP - SAE 3000 PSI flange

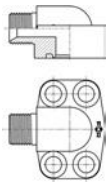

400 407541
Flangia 90° maschio
BSP - SAE 6000 PSI
90° male
BSP - SAE 6000 PSI flange

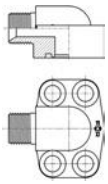

401 405012
Flangia 45° orientabile
maschio BSP - SAE 3000 PSI
45° (ADJ) male
BSP - SAE 3000 PSI flange

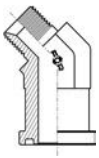

401 405517
Flangia 45° orientabile
maschio BSP - SAE 6000 PSI
45° (ADJ) male
BSP - SAE 6000 PSI flange

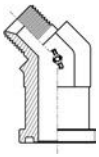

402 407013
Flangia 90° orientabile
maschio BSP - SAE 3000 PSI
90° (ADJ) male
BSP - SAE 3000 PSI flange

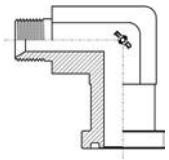

INDICE FIGURATIVO
VISUAL INDEX

402 407518
Flangia 90° orientabile
maschio BSP - SAE 6000 PSI
90° (ADJ) male
BSP - SAE 6000 PSI flange

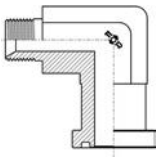

403 411017
Flangia a "T" orientabile
maschi BSP - SAE 3000 PSI
Branch (ADJ) tee male
BSP - SAE 3000 PSI flange

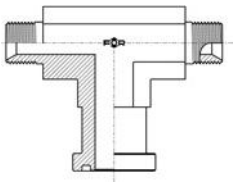

403 411512
Flangia a "T" orientabile
maschi BSP - SAE 6000 PSI
Branch (ADJ) tee male
BSP - SAE 6000 PSI flange

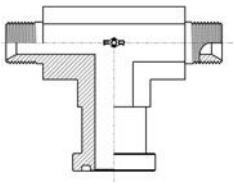

404 413019
Flangia a "L" orientabile
maschi BSP - SAE 3000 PSI
Run (ADJ) tee male
BSP - SAE 3000 PSI flange

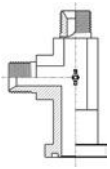

404 413514
Flangia a "L" orientabile
maschi BSP - SAE 6000 PSI
Run (ADJ) tee male
BSP - SAE 6000 PSI flange

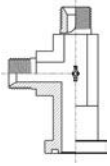

405 402141
Flangia diritta maschio
BSP - interasse metrico
4 fori per viti standard
Straight male
BSP - 4 bolts metric
flange std. screw

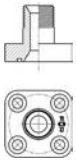

405 402142
Flangia diritta maschio
BSP - interasse metrico
4 fori per viti maggiorate
Straight male
BSP - 4 bolts metric flange heavy screw

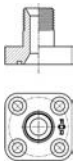

406 407134
Flangia 90° maschio
BSP - interasse metrico
3 fori per viti standard
90° male BSP - 3 bolts metric
flange std. screw

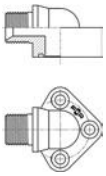

406 407135
Flangia 90° maschio
BSP - interasse metrico
3 fori per viti maggiorate
90° male BSP - 3 bolts metric
flange heavy screw

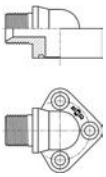

407 407178
Flangia 90° maschio
BSP - interasse metrico
4 fori per viti standard
90° male
BSP - 4 bolts metric
flange std. screw

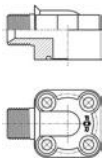

407 407179
Flangia 90° maschio
BSP - interasse metrico
4 fori per viti maggiorate
90° male
BSP - 4 bolts metric
flange heavy screw

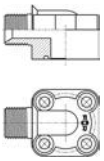

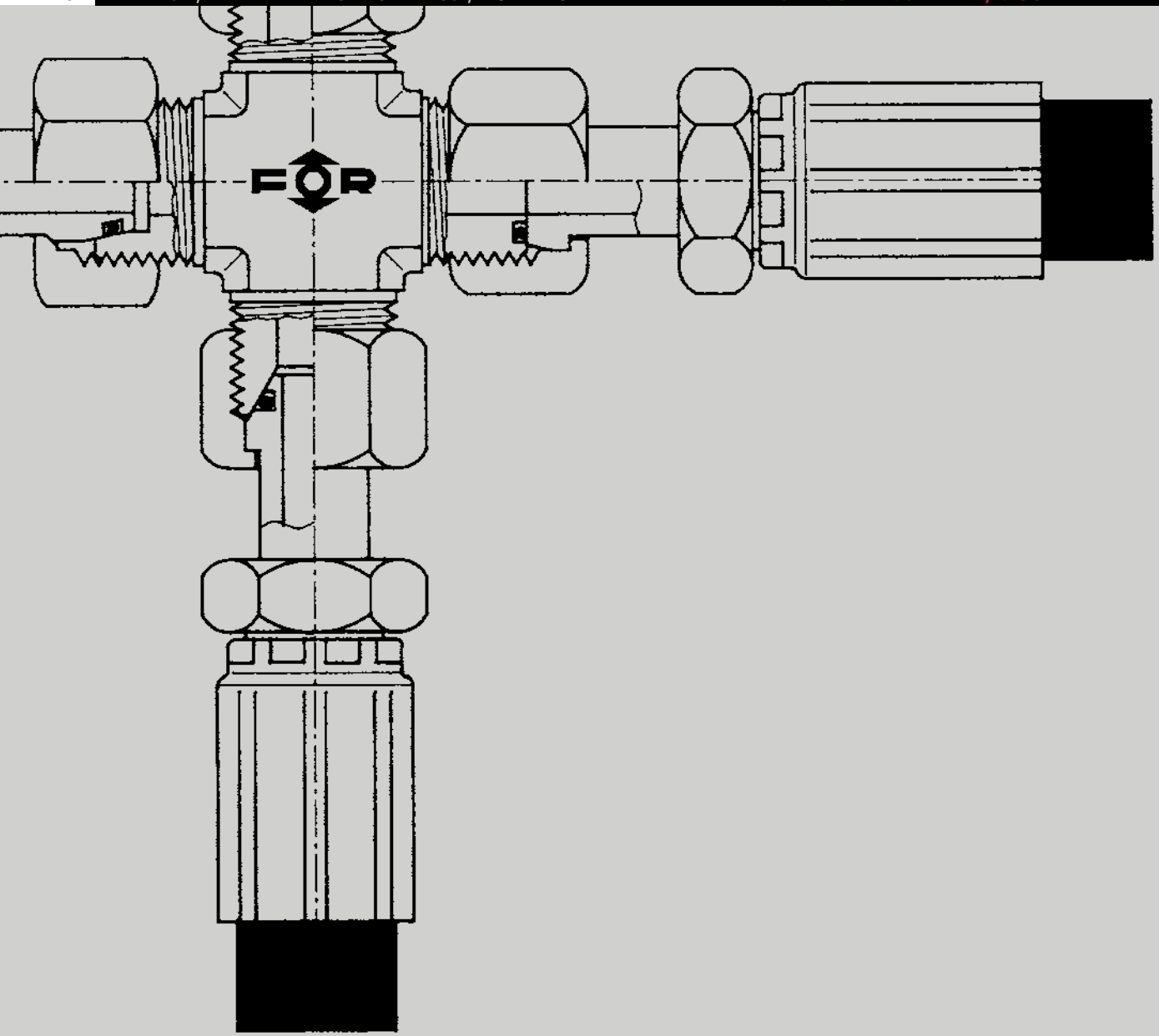
FOR

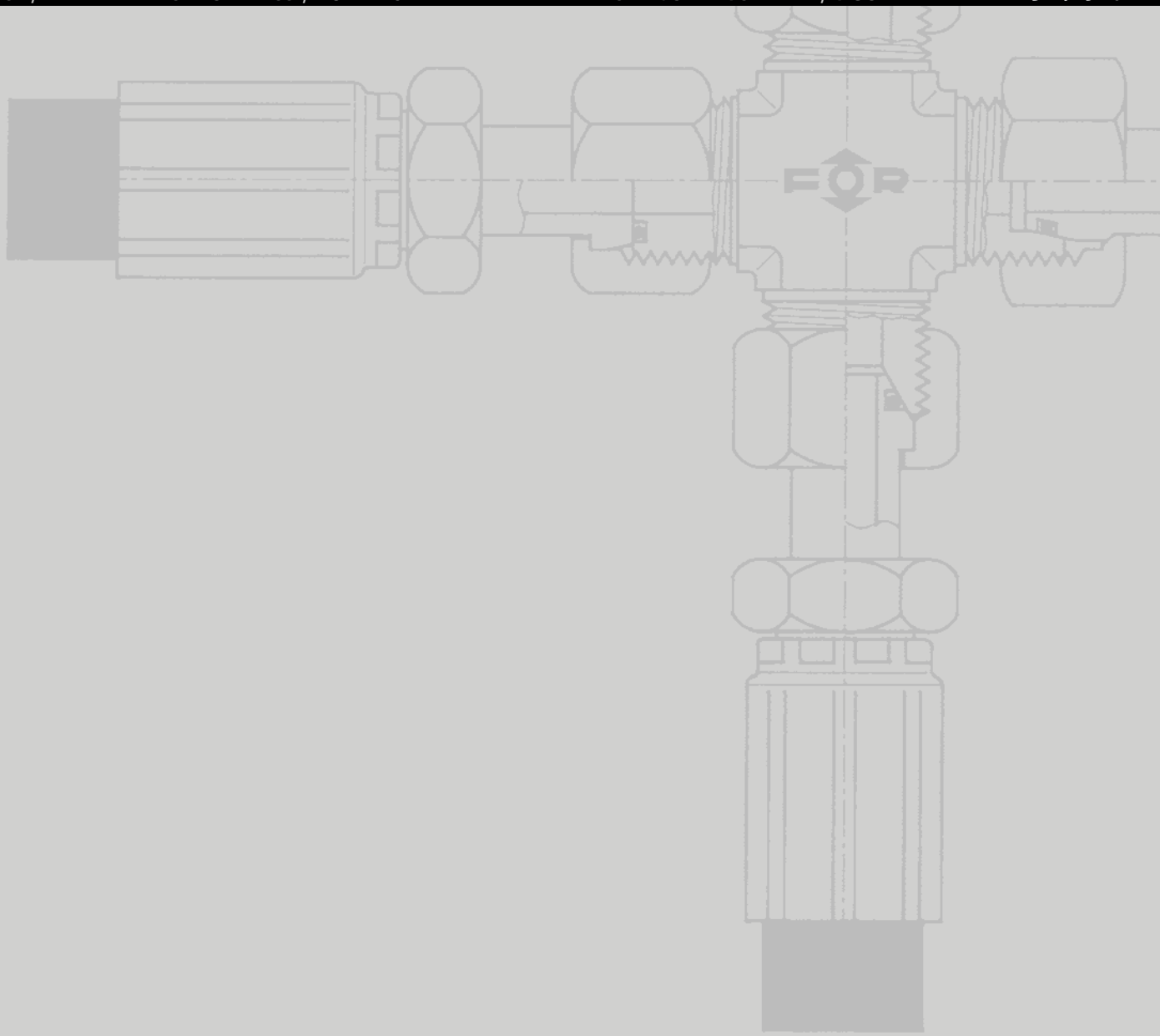
FOR

202190

Codolo a saldare
Welding nipple

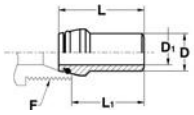

T MM.	T IN.	RIFERIMENTO REFERENCE	F GAS CIL.BSPP	D	D1	L	L1	PRESSIONE DI ESERCIZIO WORKING PRESSURE
6	1/4	**X202190/0615**	1/4	6	3	30	27	400 Bar
10	3/8	**X202190/1015**	3/8	10	6,5	31	28	400 Bar
12	1/2	**X202190/1220**	1/2	12	8	34	31	350 Bar
16	5/8	**X202190/1625**	5/8	16	11	34	32	350 Bar
20	3/4	**X202190/2030**	3/4	20	14	35	32	350 Bar
25	1"	**X202190/2535**	1"	25	18	37	33	300 Bar
32	1"1/4	**X202190/3240**	1"1/4	32	24	45	40	250 Bar
38	1"1/2	**X202190/3840**	1"1/2	38	30	47	42	250 Bar
5	3/16	**X202190/05115**	1/8	6	3	30	28	400 Bar
6	1/4	**X202190/06115**	1/4	8	4,5	30	27	400 Bar
10	3/8	**X202190/10125**	3/8	12	6,5	28	28	400 Bar
12	1/2	**X202190/12120**	1/2	14	10	34	31	350 Bar
12	1/2	**X202190/12225**	1/2	15	10	34	31	350 Bar

201122

Dado per codolo a saldare
Nut

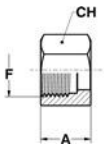

T MM.	T IN.	RIFERIMENTO REFERENCE	F GAS CIL.BSPP	A	CH
5	3/16	**A201122/10**	1/8	15	14
6	1/4	**A201122/13**	1/4	15	17
10	3/8	**A201122/17**	3/8	18	22
12	1/2	**A201122/21**	1/2	20	27
16	5/8	**A201122/23**	5/8	23	27
20	3/4	**A201122/26**	3/4	23	32
25	1"	**A201122/33**	1"	26	41
32	1"1/4	**A201122/42**	1"1/4	28	50
38	1"1/2	**A201122/48**	1"1/2	32,5	60
50	2"	**A201122/60**	2"	45	70

FOR S.P.A. - NORME E DIMENSIONI SOGGETTE A MODIFICHE SENZA PREAVVISO.
FOR S.P.A. - DESIGN DETAILS AND SPECIFICATIONS SUBJECT TO CHANGE WITHOUT PRIOR NOTICE.

RACCORDI A TENUTA CONICA 60° (BSP)

BRITISH STANDARD PIPE (BSP)
CONNECTORS 60° SEAT

202002

Giunzione diritta
BSP - BSP
Union
BSP -BSP

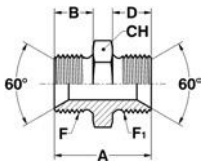

T		T1		RIFERIMENTO REFERENCE	F	F1	A	B	D	CH
MM.	IN.	MM.	IN.		GAS CIL.BSPP	GAS CIL.BSPP				
5	3/16	5	3/16	**A202002/1010**	1/8	1/8	25	9,5	9,5	14
5	3/16	6	1/4	**A202002/1013**	1/8	1/4	25	8	11	19
6	1/4	6	1/4	**A202002/1313**	1/4	1/4	28	11	11	19
6	1/4	10	3/8	**A202002/1317**	1/4	3/8	30	11	12	22
6	1/4	12	1/2	**A202002/1321**	1/4	1/2	33	11	14	27
10	3/8	10	3/8	**A202002/1717**	3/8	3/8	31	12	12	22
10	3/8	12	1/2	**A202002/1721**	3/8	1/2	34	12	14	27
10	3/8	20	3/4	**A202002/1726**	3/8	3/4	39	12	16	32
12	1/2	12	1/2	**A202002/2121**	1/2	1/2	35	14	14	27
12	1/2	20	3/4	**A202002/2126**	1/2	3/4	40	14	16	32
16	5/8	16	5/8	**A202002/2323**	5/8	5/8	42	16	16	27
20	3/4	20	3/4	**A202002/2626**	3/4	3/4	44	16	16	32
20	3/4	25	1"	**A202002/2633**	3/4	1"	46	16	19	41
25	1"	25	1"	**A202002/3333**	1"	1"	48	19	19	41
25	1"	32	1"1/4	**A202002/3342**	1"	1"1/4	50	19	20	50
25	1"	38	1"1/2	**A202002/3348**	1"	1"1/2	53	19	22	55
32	1"1/4	32	1"1/4	**A202002/4242**	1"1/4	1"1/4	50	20	20	50
32	1"1/4	38	1"1/2	**A202002/4248**	1"1/4	1"1/2	54	20	22	55
38	1"1/2	38	1"1/2	**A202002/4848**	1"1/2	1"1/2	55	22	22	55
6	1/4	20	3/4	**SA202002/1326**	1/4	3/4	36	11	16	32
6	1/4	25	1"	**SA202002/1333**	1/4	1"	40	11	19	41
10	3/8	25	1"	**SA202002/1733**	3/8	1"	41	12	19	41
12	1/2	25	1"	**SA202002/2133**	1/2	1"	44	14	19	41
20	3/4	38	1"1/2	**SA202002/2648**	3/4	1"1/2	49	16	22	55
32	1"1/4	50	2"	**SA202002/4260**	1"1/4	2"	57,5	20	25	70
64	2"1/2	64	2"1/2	**SA202002/7575**	2"1/2	2"1/2	68	26,5	26,5	85

FOR S.P.A. - NORME E DIMENSIONI SOGGETTE A MODIFICHE SENZA PREAVVISO.
FOR S.P.A. - DESIGN DETAILS AND SPECIFICATIONS SUBJECT TO CHANGE WITHOUT PRIOR NOTICE.

RACCORDI A TENUTA CONICA 60° (BSP)

BRITISH STANDARD PIPE (BSP)
CONNECTORS 60° SEAT

202035

Terminale diritto
BSP - SAE UNF-UN
per sedi ISO 11926
Connector male
BSP - male SAE UNF-UN
with O.R. ISO 11926 ports

SEDI PAG.30 / *PORTS PAG.30*

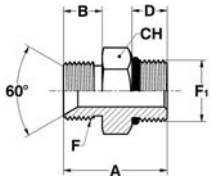

T MM.	T IN.	RIFERIMENTO REFERENCE	F GAS CIL.BSPP	F1 UNF-UN	A	B	D	CH
5	3/16	**A202035/1011**	1/8	7/16-20	25	8	9	14
5	3/16	**A202035/1012**	1/8	1/2-20	25	8	9	16
6	1/4	**A202035/1312**	1/4	1/2-20	28	11	9	16
6	1/4	**A202035/1314**	1/4	9/16-18	30	11	10	19
6	1/4	**A202035/1319**	1/4	3/4-16	31.5	11	11	22
10	3/8	**A202035/1714**	3/8	9/16-18	31	12	10	19
10	3/8	**A202035/1719**	3/8	3/4-16	32.5	12	11	22
10	3/8	**A202035/1722**	3/8	7/8-14	36.5	12	13	27
12	1/2	**A202035/2119**	1/2	3/4-16	35	14	11	22
12	1/2	**A202035/2122**	1/2	7/8-14	37.5	14	13	27
12	1/2	**A202035/2127**	1/2	1"1/16-12	42	14	15	32
16	5/8	**A202035/2322**	5/8	7/8-14	38.5	16	13	27
20	3/4	**A202035/2622**	3/4	7/8-14	40.5	16	13	27
20	3/4	**A202035/2627**	3/4	1"1/16-12	44	16	15	32
20	3/4	**A202035/2633**	3/4	1"5/16-12	45	16	15	38
25	1"	**A202035/3327**	1"	1"1/16-12	48	19	15	36
25	1"	**A202035/3333**	1"	1"5/16-12	49	19	15	38
25	1"	**A202035/3341**	1"	1"5/8-12	49.5	19	15	50
32	1"1/4	**A202035/4233**	1"1/4	1"5/16-12	50.5	20	15	46
32	1"1/4	**A202035/4241**	1"1/4	1"5/8-12	50.5	20	15	50
32	1"1/4	**A202035/4248**	1"1/4	1"7/8-12	52.5	20	15	55
38	1"1/2	**A202035/4848**	1"1/2	1"7/8-12	54	22	15	55
5	3/16	**SA202035/1014**	1/8	9/16-18	27	8	10	19
6	1/4	**SA202035/1309**	1/4	3/8-24	26	11	7,5	14
6	1/4	**SA202035/1311**	1/4	7/16-20	29	11	9	14
6	1/4	**SA202035/1322**	1/4	7/8-14	34	11	13	27
6	1/4	**SA202035/1327**	1/4	1"1/16-12	37	11	15	32
10	3/8	**SA202035/1711**	3/8	7/16-20	30,5	12	9	19
10	3/8	**SA202035/1727**	3/8	1"1/16-12	39	12	15	32
12	1/2	**SA202035/2114**	1/2	9/16-18	35	14	10	22
12	1/2	**SA202035/2133**	1/2	1"5/16-12	43	14	15	38
16	5/8	**SA202035/2327**	5/8	1"1/16-12	44	16	15	32
20	3/4	**SA202035/2619**	3/4	3/4-16	42	16	11	27
20	3/4	**SA202035/2641**	3/4	1"5/8-12	46	16	15	50
25	1"	**SA202035/3319**	1"	3/4-16	45	19	11	36
25	1"	**SA202035/3322**	1"	7/8-14	45.5	19	13	36
25	1"	**SA202035/3348**	1"	1"7/8-12	50	19	15	55
32	1"1/4	**SA202035/4227**	1"1/4	1"1/16-12	50.5	20	15	42
38	1"1/2	**SA202035/4827**	1"1/2	1"1/16-12	53.5	22	15	48
38	1"1/2	**SA202035/4833**	1"1/2	1"5/16-12	54	22	15	50
38	1"1/2	**SA202035/4841**	1"1/2	1"5/8-12	51.5	22	15	50
50	2"	**SA202035/6041**	2"	1"5/8-12	57	25	15	65
50	2"	**SA202035/6048**	2"	1"7/8-12	57.5	25	15	65
50	2"	**SA202035/6063**	2"	2"1/2-12	61.5	25	15	70

FOR S.P.A. - NORME E DIMENSIONI SOGGETTE A MODIFICHE SENZA PREAVVISO.
FOR S.P.A. - DESIGN DETAILS AND SPECIFICATIONS SUBJECT TO CHANGE WITHOUT PRIOR NOTICE.

RACCORDI A TENUTA CONICA 60° (BSP)

BRITISH STANDARD PIPE (BSP)
CONNECTORS 60° SEAT

202123

Terminale diritto
BSP - GAS cil. (BSPP)
con O.R. e rondella
per sedi ISO 1179
Connector male
BSP - male BSPP
with O.R. and retaining ring
ISO 1179 ports

SEDI PAG.32 / *PORTS PAG.32*

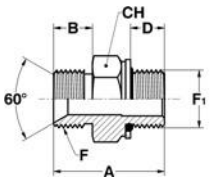

T MM.	T IN.	RIFERIMENTO REFERENCE	F GAS CIL.BSPP	F1 GAS CIL.BSPP	A	B	D	CH
5	3/16	**A202123/1010**	1/8	1/8	23	8	7	14
5	3/16	**A202123/1013**	1/8	1/4	28	8	10	19
6	1/4	**A202123/1313**	1/4	1/4	31	11	10	19
6	1/4	**A202123/1317**	1/4	3/8	31	11	10	24
10	3/8	**A202123/1713**	3/8	1/4	33	12	10	19
10	3/8	**A202123/1717**	3/8	3/8	34	12	10	24
10	3/8	**A202123/1721**	3/8	1/2	38	12	12	27
12	1/2	**A202123/2117**	1/2	3/8	35	14	10	24
12	1/2	**A202123/2121**	1/2	1/2	40	14	12	27
12	1/2	**A202123/2126**	1/2	3/4	44	14	14	36
16	5/8	**A202123/2321**	5/8	1/2	41	16	12	27
20	3/4	**A202123/2621**	3/4	1/2	43	16	12	27
20	3/4	**A202123/2626**	3/4	3/4	46	16	14	36
20	3/4	**A202123/2633**	3/4	1"	52	16	15,5	41
25	1"	**A202123/3326**	1"	3/4	49	19	14	36
25	1"	**A202123/3333**	1"	1"	55	19	15,5	41
25	1"	**A202123/3342**	1"	1"1/4	60	19	17,5	50
32	1"1/4	**A202123/4233**	1"1/4	1"	51	20	15,5	46
32	1"1/4	**A202123/4242**	1"1/4	1"1/4	61	20	17,5	50
32	1"1/4	**A202123/4248**	1"1/4	1"1/2	55	20	19,5	60
38	1"1/2	**A202123/4848**	1"1/2	1"1/2	63	22	19,5	60
5	3/16	**SA202123/1017**	1/8	3/8	29	8	10	24
6	1/4	**SA202123/1310**	1/4	1/8	26	11	7	14
6	1/4	**SA202123/1321**	1/4	1/2	35	11	12	27
10	3/8	**SA202123/1726**	3/8	3/4	41	12	14	36
12	1/2	**SA202123/2110**	1/2	1/8	31	14	7	22
16	5/8	**SA202123/2333**	5/8	1"	52	16	15,5	41
25	1"	**SA202123/3348**	1"	1"1/2	58	19	19,5	60
38	1"1/2	**SA202123/4833**	1"1/2	1"	59	22	15,5	50
38	1"1/2	**SA202123/4842**	1"1/2	1"1/4	63	22	17,5	50

FOR S.P.A. - NORME E DIMENSIONI SOGGETTE A MODIFICHE SENZA PREAVVISO.
FOR S.P.A. - DESIGN DETAILS AND SPECIFICATIONS SUBJECT TO CHANGE WITHOUT PRIOR NOTICE.

202321

Terminale diritto
BSP - GAS cil. (JIS)
con O.R. per sedi JIS 2351
Connector male
BSP - male JIS
with O.R. JIS 2351 ports

SEDI PAG.31 / *PORTS PAG.31*

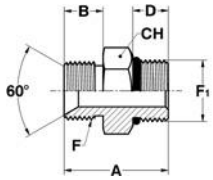

T MM.	T IN.	RIFERIMENTO REFERENCE	F GAS CIL.BSPP	F1 GAS CIL.JIS	A	B	D	CH
5	3/16	A202321/1010	1/8	1/8	24	8	9	14
5	3/16	A202321/1013	1/8	1/4	28	8	12	19
6	1/4	A202321/1313	1/4	1/4	31	11	12	19
6	1/4	A202321/1317	1/4	3/8	31	11	12	22
10	3/8	A202321/1713	3/8	1/4	33	12	12	19
10	3/8	A202321/1717	3/8	3/8	34	12	12	22
10	3/8	A202321/1721	3/8	1/2	40	12	16	27
12	1/2	A202321/2117	1/2	3/8	35	14	12	22
12	1/2	A202321/2121	1/2	1/2	42	14	16	27
12	1/2	A202321/2126	1/2	3/4	45	14	17	36
16	5/8	A202321/2321	5/8	1/2	43	16	16	27
20	3/4	A202321/2621	3/4	1/2	45	16	16	27
20	3/4	A202321/2626	3/4	3/4	47	16	17	36
20	3/4	A202321/2633	3/4	1"	53	16	20	41
25	1"	A202321/3326	1"	3/4	50	19	17	36
25	1"	A202321/3333	1"	1"	56	19	20	41
25	1"	A202321/3342	1"	1"1/4	60	19	20	50
32	1"1/4	A202321/4242	1"1/4	1"1/4	61	20	20	50
38	1"1/2	A202321/4848	1"1/2	1"1/2	61	22	20	55

202288

Terminale diritto
BSP - GAS cil. (BSPP)
con tenuta ad elastomero
per sedi ISO 1179
Connector male
BSP - male BSPP
with elastomer seal
ISO 1179 ports

SEDI PAG.34 / *PORTS PAG.34*

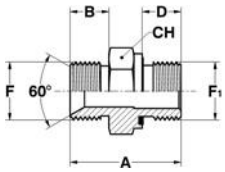

T MM.	T IN.	RIFERIMENTO REFERENCE	F GAS CIL.BSPP	F1 GAS CIL.BSPP	A	B	D	CH
5	3/16	A202288/1010	1/8	1/8	22	8	8	14
5	3/16	A202288/1013	1/8	1/4	28	8	12	19
6	1/4	A202288/1313	1/4	1/4	31	11	12	19
6	1/4	A202288/1317	1/4	3/8	31	11	12	22
10	3/8	A202288/1713	3/8	1/4	33	12	12	19
10	3/8	A202288/1717	3/8	3/8	34	12	12	22
10	3/8	A202288/1721	3/8	1/2	38	12	14	27
12	1/2	A202288/2117	1/2	3/8	35	14	12	24
12	1/2	A202288/2121	1/2	1/2	40	14	14	27
12	1/2	A202288/2126	1/2	3/4	44	14	16	32
16	5/8	A202288/2321	5/8	1/2	41	16	14	27
20	3/4	A202288/2621	3/4	1/2	44	16	14	27
20	3/4	A202288/2626	3/4	3/4	46	16	16	32
20	3/4	A202288/2633	3/4	1"	52	16	18	41
25	1"	A202288/3326	1"	3/4	49	19	16	36
25	1"	A202288/3333	1"	1"	55	19	18	41
25	1"	A202288/3342	1"	1"1/4	60	19	20	50
32	1"1/4	A202288/4242	1"1/4	1"1/4	61	20	20	50
38	1"1/2	A202288/4848	1"1/2	1"1/2	63	22	22	55

FOR S.P.A. - NORME E DIMENSIONI SOGGETTE A MODIFICHE SENZA PREAVVISO.
FOR S.P.A. - DESIGN DETAILS AND SPECIFICATIONS SUBJECT TO CHANGE WITHOUT PRIOR NOTICE.

RACCORDI A TENUTA CONICA 60° (BSP)

BRITISH STANDARD PIPE (BSP)
CONNECTORS 60° SEAT

202134

Terminale diritto
BSP - Metrico cil.
con O.R. e rondella
per sedi ISO 9974
Connector male
BSP - male Metric
with O.R. and retaining ring
ISO 9974 ports

SEDI PAG.32 / *PORTS PAG.32*

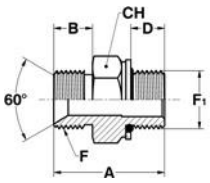

T MM.	T IN.	RIFERIMENTO REFERENCE	F GAS CIL.BSPP	F1 METRICO METRIC	A	B	D	CH
5	3/16	**A202134/1010**	1/8	10x1	25.5	8	8,5	14
5	3/16	**A202134/1012**	1/8	12x1,5	27	8	9,5	17
6	1/4	**A202134/1312**	1/4	12x1,5	29.5	11	9,5	17
6	1/4	**A202134/1314**	1/4	14x1,5	31	11	9,5	19
6	1/4	**A202134/1316**	1/4	16x1,5	32	11	11	22
10	3/8	**A202134/1714**	3/8	14x1,5	33	12	9,5	19
10	3/8	**A202134/1716**	3/8	16x1,5	35	12	11	22
10	3/8	**A202134/1718**	3/8	18x1,5	36	12	12,5	24
12	1/2	**A202134/2118**	1/2	18x1,5	38	14	12,5	24
12	1/2	**A202134/2120**	1/2	20x1,5	38	14	12,5	27
12	1/2	**A202134/2122**	1/2	22x1,5	41.5	14	13,5	27
16	5/8	**A202134/2322**	5/8	22x1,5	43.5	16	13,5	27
20	3/4	**A202134/2622**	3/4	22x1,5	43.5	16	13,5	30
20	3/4	**A202134/2626**	3/4	26x1,5	44	16	13,5	36
20	3/4	**A202134/2627**	3/4	27x2	48.5	16	16,5	36
25	1"	**A202134/3327**	1"	27x2	51.5	19	16,5	36
25	1"	**A202134/3333**	1"	33x2	55.5	19	16,5	41
32	1"1/4	**A202134/4242**	1"1/4	42x2	61	20	17	50
38	1"1/2	**A202134/4848**	1"1/2	48x2	63	22	19,5	55
5	3/16	**SA202134/1014**	1/8	14x1,5	27	8	9,5	19
6	1/4	**SA202134/1318**	1/4	18x1,5	35	11	12,5	24
6	1/4	**SA202134/1320**	1/4	20x1,5	37	11	12,5	27
6	1/4	**SA202134/1322**	1/4	22x1,5	38	11	13,5	27
10	3/8	**SA202134/1722**	3/8	22x1,5	39.5	12	13,5	27
12	1/2	**SA202134/2114**	1/2	14x1,5	35	14	9,5	24
12	1/2	**SA202134/2116**	1/2	16x1,5	36.5	14	11	24
12	1/2	**SA202134/2126**	1/2	26x1,5	41	14	14	36
16	5/8	**SA202134/2316**	5/8	16x1,5	39	16	11	24
16	5/8	**SA202134/2318**	5/8	18x1,5	40.5	16	12,5	24
16	5/8	**SA202134/2320**	5/8	20x1,5	40.5	16	12,5	27
20	3/4	**SA202134/2618**	3/4	18x1,5	41	16	12,5	30
20	3/4	**SA202134/2633**	3/4	33x2	50	16	16,5	41
25	1"	**SA202134/3326**	1"	26x1,5	46	19	13,5	36
25	1"	**SA202134/3330**	1"	30x1,5	51	19	15	41
25	1"	**SA202134/3342**	1"	42x2	58	19	17	50
32	1"1/4	**SA202134/4226**	1"1/4	26x1,5	51	20	13,5	46
32	1"1/4	**SA202134/4233**	1"1/4	33x2	55.5	20	16,5	46
38	1"1/2	**SA202134/4842**	1"1/2	42x2	63	22	17	50

FOR S.P.A. - NORME E DIMENSIONI SOGGETTE A MODIFICHE SENZA PREAVVISO.
FOR S.P.A. - DESIGN DETAILS AND SPECIFICATIONS SUBJECT TO CHANGE WITHOUT PRIOR NOTICE.

202200

Terminale diritto
BSP - Metrico cil.
con O.R. per sedi ISO 6149
Connector male
BSP - male Metric
with O.R. ISO 6149 ports

SEDI PAG.30 / *PORTS PAG.30*

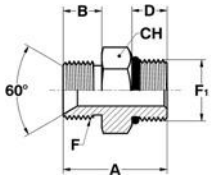

T MM.	T IN.	RIFERIMENTO REFERENCE	F GAS CIL.BSPP	F1 METRICO METRIC	A	B	D	CH
5	3/16	**A202200/1010**	1/8	10x1	25.5	8	9,5	14
5	3/16	**A202200/1012**	1/8	12x1,5	27	8	11	17
6	1/4	**A202200/1312**	1/4	12x1,5	29.5	11	11	17
6	1/4	**A202200/1314**	1/4	14x1,5	31	11	11	19
6	1/4	**A202200/1316**	1/4	16x1,5	32	11	12,5	22
10	3/8	**A202200/1714**	3/8	14x1,5	33	12	11	19
10	3/8	**A202200/1716**	3/8	16x1,5	35	12	12,5	22
10	3/8	**A202200/1718**	3/8	18x1,5	36	12	14	24
12	1/2	**A202200/2118**	1/2	18x1,5	38	14	14	24
12	1/2	**A202200/2120**	1/2	20x1,5	38	14	14	27
12	1/2	**A202200/2122**	1/2	22x1,5	41.5	14	15	27
16	5/8	**A202200/2322**	5/8	22x1,5	43.5	16	15	27
20	3/4	**A202200/2622**	3/4	22x1,5	43.5	16	15	30
20	3/4	**A202200/2627**	3/4	27x2	48.5	16	18,5	36
25	1"	**A202200/3327**	1"	27x2	51.5	19	18,5	36
25	1"	**A202200/3333**	1"	33x2	55.5	19	18,5	41
32	1"1/4	**A202200/4242**	1"1/4	42x2	61	20	19	50
38	1"1/2	**A202200/4848**	1"1/2	48x2	63	22	21,5	55
10	3/8	**SA202200/1722**	3/8	22x1,5	39.5	12	15	27
25	1"	**SA202200/3342**	1"	42x2	58	19	19	50

202299

Terminale diritto
BSP - Metrico cil.
con tenuta ad elastomero
per sedi ISO 9974
Connector male
BSP - male Metric
with elastomer seal
ISO 9974 ports

SEDI PAG.34 / *PORTS PAG.34*

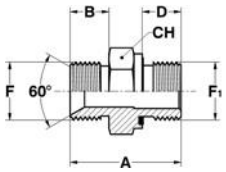

T MM.	T IN.	RIFERIMENTO REFERENCE	F GAS CIL.BSPP	F1 METRICO METRIC	A	B	D	CH
5	3/16	**A202299/1010**	1/8	10x1	23,00	8	8	14
5	3/16	**A202299/1012**	1/8	12x1,5	27,50	8	12	17
6	1/4	**A202299/1312**	1/4	12x1,5	30,50	11	12	17
6	1/4	**A202299/1314**	1/4	14x1,5	32,00	11	12	19
6	1/4	**A202299/1316**	1/4	16x1,5	32,50	11	12	22
10	3/8	**A202299/1714**	3/8	14x1,5	34,00	12	12	19
10	3/8	**A202299/1716**	3/8	16x1,5	35,00	12	12	22
10	3/8	**A202299/1718**	3/8	18x1,5	35,00	12	12	24
12	1/2	**A202299/2118**	1/2	18x1,5	37,00	14	12	24
12	1/2	**A202299/2122**	1/2	22x1,5	40,50	14	14	27
16	5/8	**A202299/2322**	5/8	22x1,5	42,50	16	14	27
20	3/4	**A202299/2622**	3/4	22x1,5	42,50	16	14	30
20	3/4	**A202299/2627**	3/4	27x2	46,00	16	16	32
25	1"	**A202299/3327**	1"	27x2	49,00	19	16	36
25	1"	**A202299/3333**	1"	33x2	55,00	19	18	41
32	1"1/4	**A202299/4242**	1"1/4	42x2	62,00	20	20	50
38	1"1/2	**A202299/4848**	1"1/2	48x2	70,00	22	22	55

FOR S.P.A. - NORME E DIMENSIONI SOGGETTE A MODIFICHE SENZA PREAVVISO.
FOR S.P.A. - DESIGN DETAILS AND SPECIFICATIONS SUBJECT TO CHANGE WITHOUT PRIOR NOTICE.

RACCORDI A TENUTA CONICA 60° (BSP)

BRITISH STANDARD PIPE (BSP)
CONNECTORS 60° SEAT

202167

Terminale diritto
BSP - NPTF
per sedi SAE 476
Connector male
BSP - NPTF
taper SAE 476 ports

SEDI PAG.35 / *PORTS PAG.35*

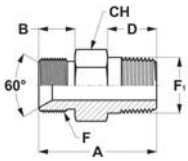

T MM.	T IN.	RIFERIMENTO REFERENCE	F GAS CIL.BSPP	F1 NPTF	A	B	D	CH
5	3/16	**A202167/1010**	1/8	1/8	25	8	10	13
5	3/16	**A202167/1013**	1/8	1/4	29	8	14,5	19
6	1/4	**A202167/1310**	1/4	1/8	26,5	11	10	17
6	1/4	**A202167/1313**	1/4	1/4	33	11	14,5	19
6	1/4	**A202167/1321**	1/4	1/2	40	11	19	24
10	3/8	**A202167/1717**	3/8	3/8	36	12	14,5	19
10	3/8	**A202167/1721**	3/8	1/2	42	12	19	24
10	3/8	**A202167/1726**	3/8	3/4	42	12	19	32
12	1/2	**A202167/2117**	1/2	3/8	39	14	14,5	24
12	1/2	**A202167/2121**	1/2	1/2	45,5	14	19	24
12	1/2	**A202167/2126**	1/2	3/4	44	14	19	32
20	3/4	**A202167/2626**	3/4	3/4	47	16	19	32
20	3/4	**A202167/2633**	3/4	1"	51	16	24	36
25	1"	**A202167/3333**	1"	1"	56	19	24	36
25	1"	**A202167/3342**	1"	1"1/4	57	19	24,5	46
6	1/4	**SA202167/1317**	1/4	3/8	35	11	14,5	19
10	3/8	**SA202167/1713**	3/8	1/4	36	12	14,5	19
12	1/2	**SA202167/2142**	1/2	1"1/4	52	14	24,5	46
20	3/4	**SA202167/2621**	3/4	1/2	47	16	19	32
25	1"	**SA202167/3321**	1"	1/2	51	19	19	36
25	1"	**SA202167/3326**	1"	3/4	51	19	19	36

202178

Terminale diritto
BSP - GAS conico (BSPT)
per sedi ISO 7
Connector male
BSP - BSPT
taper ISO 7 ports

SEDI PAG.35 / *PORTS PAG.35*

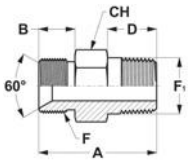

T MM.	T IN.	RIFERIMENTO REFERENCE	F GAS CIL.BSPP	F1 GAS CON.BSPT	A	B	D	CH
5	3/16	**A202178/1010**	1/8	1/8	24	8	9	14
5	3/16	**A202178/1013**	1/8	1/4	29	8	13	14
6	1/4	**A202178/1313**	1/4	1/4	31,5	11	13	17
6	1/4	**A202178/1310**	1/4	1/8	29	11	9	19
6	1/4	**A202178/1317**	1/4	3/8	33	11	13,5	19
10	3/8	**A202178/1713**	3/8	1/4	35	12	13	22
10	3/8	**A202178/1717**	3/8	3/8	32,5	12	13,5	19
10	3/8	**A202178/1721**	3/8	1/2	40	12	15,5	22
12	1/2	**A202178/2117**	1/2	3/8	36,5	14	13,5	24
12	1/2	**A202178/2121**	1/2	1/2	38,5	14	15,5	24
20	3/4	**A202178/2621**	3/4	1/2	43,5	16	15,5	30
20	3/4	**A202178/2626**	3/4	3/4	45,5	16	17	30
20	3/4	**A202178/2633**	3/4	1"	51	16	19,5	36
25	1"	**A202178/3333**	1"	1"	49,5	19	19,5	36
25	1"	**A202178/3342**	1"	1"1/4	53	19	21,5	46
32	1"1/4	**A202178/4242**	1"1/4	1"1/4	54	20	21,5	46
38	1"1/2	**A202178/4848**	1"1/2	1"1/2	60	22	21,5	55

FOR S.P.A. - NORME E DIMENSIONI SOGGETTE A MODIFICHE SENZA PREAVVISO.
FOR S.P.A. - DESIGN DETAILS AND SPECIFICATIONS SUBJECT TO CHANGE WITHOUT PRIOR NOTICE.

202211

Giunzione maschio - femmina BSP
Union male BSP - swivel nut BSP

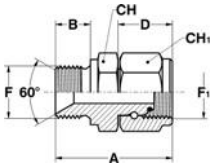

T MM.	T IN.	RIFERIMENTO REFERENCE	F GAS CIL.BSPP	F1 GAS CIL.BSPP	A	B	D	CH	CH1
5	3/16	**A202211/1010**	1/8	1/8	30	9	15,5	14	14
6	1/4	**A202211/1313**	1/4	1/4	36	11	17	19	19
10	3/8	**A202211/1717**	3/8	3/8	39	12	19	22	22
12	1/2	**A202211/2121**	1/2	1/2	46,5	14	21,5	27	27
16	5/8	**A202211/2323**	5/8	5/8	51,5	16	23,5	27	27
20	3/4	**A202211/2626**	3/4	3/4	53,5	16	26,5	32	32
25	1"	**A202211/3333**	1"	1"	65,5	19	30	41	41
32	1"1/4	**A202211/4242**	1"1/4	1"1/4	71	20	33	50	50
38	1"1/2	**A202211/4848**	1"1/2	1"1/2	76	22	37	55	55
6	1/4	**SA202211/1317**	1/4	3/8	38	11	19	19	22
6	1/4	**SA202211/1321**	1/4	1/2	42,5	11	21,5	19	27
6	1/4	**SA202211/1326**	1/4	3/4	47,5	11	26,5	24	32
10	3/8	**SA202211/1713**	3/8	1/4	37	12	17	22	19
10	3/8	**SA202211/1721**	3/8	1/2	44	12	21,5	22	27
12	1/2	**SA202211/2117**	1/2	3/8	44	14	19	27	22
12	1/2	**SA202211/2126**	1/2	3/4	51,5	14	26,5	27	32
20	3/4	**SA202211/2621**	3/4	1/2	48,5	16	21,5	32	27
20	3/4	**SA202211/2633**	3/4	1"	58	16	30	32	41
25	1"	**SA202211/3326**	1"	3/4	60	19	26,5	41	32
25	1"	**SA202211/3342**	1"	1"1/4	67,5	19	33	41	50
32	1"1/4	**SA202211/4233**	1"1/4	1"	68	20	30	50	41

202255

Terminale diritto femmina BSP - maschio SAE UNF-UN per sedi ISO 11926
Connector swivel nut BSP - male SAE UNF-UN with O.R. ISO 11926 ports

SEDI PAG.30 / *PORTS PAG.30*

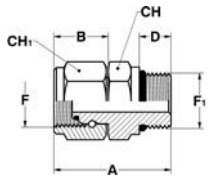

T MM.	T IN.	RIFERIMENTO REFERENCE	F GAS CIL.BSPP	F1 UNF-UN	A	B	D	CH	CH1
5	3/16	**A202255/1011**	1/8	7/16-20	33	15,5	9	14	14
6	1/4	**A202255/1314**	1/4	9/16-18	37	17	10	19	19
10	3/8	**A202255/1719**	3/8	3/4-16	39,5	19	11	22	22
12	1/2	**A202255/2122**	1/2	7/8-14	46,5	21,5	13	27	27
16	5/8	**A202255/2322**	5/8	7/8-14	49	23,5	13	27	27
20	3/4	**A202255/2627**	3/4	1"1/16-12	53,5	26,5	15	32	32
25	1"	**A202255/3333**	1"	1"5/16-12	61,5	30	15	38	41
32	1"1/4	**A202255/4241**	1"1/4	1"5/8-12	64,5	33	15	48	50
38	1"1/2	**A202255/4848**	1"1/2	1"7/8-12	69,5	37	15	55	55
12	1/2	**SA202255/2119**	1/2	3/4-16	42	21,5	11	22	27

FOR S.P.A. - NORME E DIMENSIONI SOGGETTE A MODIFICHE SENZA PREAVVISO.
FOR S.P.A. - DESIGN DETAILS AND SPECIFICATIONS SUBJECT TO CHANGE WITHOUT PRIOR NOTICE.

RACCORDI A TENUTA CONICA 60° (BSP)

BRITISH STANDARD PIPE (BSP)
CONNECTORS 60° SEAT

202222

Terminale diritto femmina
BSP - maschio GAS cil. (BSPP)
con O.R. e rondella
per sedi ISO 1179
Connector swivel nut
BSP - male BSPP
with O.R. and retaining ring
ISO 1179 ports

SEDI PAG.32 / *PORTS PAG.32*

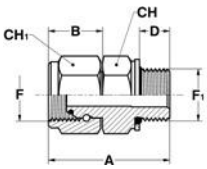

T MM.	T IN.	RIFERIMENTO REFERENCE	F GAS CIL.BSPP	F1 GAS CIL.BSPP	A	B	D	CH	CH1
5	3/16	**A202222/1010**	1/8	1/8	29,5	15,5	7	14	14
6	1/4	**A202222/1313**	1/4	1/4	38	17	10	19	19
10	3/8	**A202222/1717**	3/8	3/8	41	19	10	24	22
12	1/2	**A202222/2121**	1/2	1/2	48,5	21,5	12	27	27
20	3/4	**A202222/2626**	3/4	3/4	55,5	26,5	14	36	32
25	1"	**A202222/3333**	1"	1"	68,5	30	15,5	41	41
32	1"1/4	**A202222/4242**	1"1/4	1"1/4	75	33	17,5	50	50
38	1"1/2	**A202222/4848**	1"1/2	1"1/2	84	37	19,5	60	55
6	1/4	**SA202222/1326**	1/4	3/4	41	17	14	36	19
10	3/8	**SA202222/1721**	3/8	1/2	46	19	12	27	27
20	3/4	**SA202222/2621**	3/4	1/2	53,5	26,5	12	27	32

202332

Terminale diritto femmina
BSP - maschio GAS cil. (JIS)
con O.R. per sedi JIS 2351
Connector swivel nut
BSP - male JIS
with O.R. JIS 2351 ports

SEDI PAG.31 / *PORTS PAG.31*

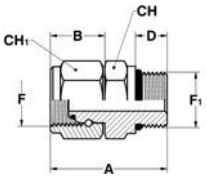

T MM.	T IN.	RIFERIMENTO REFERENCE	F GAS CIL.BSPP	F1 GAS CIL.JIS	A	B	D	CH	CH1
5	3/16	**A202332/1010**	1/8	1/8	31,5	15,5	9	14	14
6	1/4	**A202332/1313**	1/4	1/4	37	17	12	19	19
10	3/8	**A202332/1717**	3/8	3/8	41	19	12	22	22
12	1/2	**A202332/2121**	1/2	1/2	49,5	21,5	16	27	27
20	3/4	**A202332/2626**	3/4	3/4	56,5	26,5	17	36	32
25	1"	**A202332/3333**	1"	1"	63	30	20	41	41
32	1"1/4	**A202332/4242**	1"1/4	1"1/4	68	33	20	50	50
38	1"1/2	**A202332/4848**	1"1/2	1"1/2	73	37	20	55	55

FOR S.P.A. - NORME E DIMENSIONI SOGGETTE A MODIFICHE SENZA PREAVVISO.
FOR S.P.A. - DESIGN DETAILS AND SPECIFICATIONS SUBJECT TO CHANGE WITHOUT PRIOR NOTICE.

202309

Terminale diritto femmina
BSP - maschio GAS cil. (BSPP)
con tenuta ad elastomero
per sedi ISO 1179
Connector swivel nut
BSP - male BSPP
with elastomer seal
ISO 1179 ports

SEDI PAG.34 / *PORTS PAG.34*

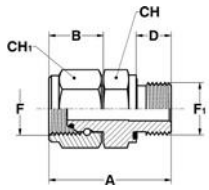

T MM.	T IN.	RIFERIMENTO REFERENCE	F GAS CIL.BSPP	F1 GAS CIL.BSPP	A	B	D	CH	CH1
5	3/16	**A202309/1010**	1/8	1/8	30	15,5	8	14	14
6	1/4	**A202309/1313**	1/4	1/4	38	17	12	19	19
10	3/8	**A202309/1717**	3/8	3/8	41	19	12	22	22
12	1/2	**A202309/2121**	1/2	1/2	48,5	21,5	14	27	27
16	5/8	**A202309/2321**	5/8	1/2	53	23,5	14	27	27
20	3/4	**A202309/2626**	3/4	3/4	55	26,5	16	32	32
25	1"	**A202309/3333**	1"	1"	68	30	18	41	41
32	1"1/4	**A202309/4242**	1"1/4	1"1/4	74	33	20	50	50
38	1"1/2	**A202309/4848**	1"1/2	1"1/2	84	37	22	55	55

202233

Terminale diritto femmina
BSP - maschio Metrico cil.
con O.R. e rondella
per sedi ISO 9974
Connector swivel nut
BSP - male Metric
with O.R. and retaining ring
ISO 9974 ports

SEDI PAG.32 / *PORTS PAG.32*

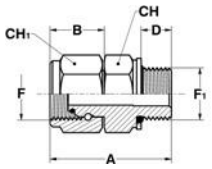

T MM.	T IN.	RIFERIMENTO REFERENCE	F GAS CIL.BSPP	F1 METRICO METRIC	A	B	D	CH	CH1
5	3/16	**A202233/1010**	1/8	10x1	31	15,5	8,5	14	14
6	1/4	**A202233/1312**	1/4	12x1,5	36,5	17	9,5	17	19
6	1/4	**A202233/1314**	1/4	14x1,5	37,5	17	9,5	19	19
10	3/8	**A202233/1716**	3/8	16x1,5	42	19	11	22	22
12	1/2	**A202233/2122**	1/2	22x1,5	50	21,5	13,5	27	27
16	5/8	**A202233/2322**	5/8	22x1,5	51	23,5	13,5	27	27
20	3/4	**A202233/2627**	3/4	27x2	57	26,5	16,5	32	32
25	1"	**A202233/3333**	1"	33x2	68	30	16,5	41	41
32	1"1/4	**A202233/4242**	1"1/4	42x2	74	33	17	50	50
38	1"1/2	**A202233/4848**	1"1/2	48x2	84	37	19,5	55	55
10	3/8	**SA202233/1718**	3/8	18x1,5	44,5	19	12,5	24	22
12	1/2	**SA202233/2118**	1/2	18x1,5	47,5	22	12,5	24	27

FOR S.P.A. - NORME E DIMENSIONI SOGGETTE A MODIFICHE SENZA PREAVVISO.
FOR S.P.A. - DESIGN DETAILS AND SPECIFICATIONS SUBJECT TO CHANGE WITHOUT PRIOR NOTICE.

RACCORDI A TENUTA CONICA 60° (BSP)

BRITISH STANDARD PIPE (BSP) CONNECTORS 60° SEAT

202244

Terminale diritto femmina BSP - maschio Metrico cil. con O.R. per sedi ISO 6149
Connector swivel nut BSP - male Metric with O.R. ISO 6149 ports

SEDI PAG.30 / *PORTS PAG.30*

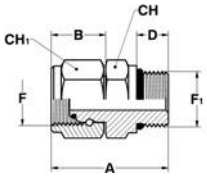

T MM.	T IN.	RIFERIMENTO REFERENCE	F GAS CIL.BSPP	F1 METRICO METRIC	A	B	D	CH	CH1
5	3/16	**A202244/1010**	1/8	10x1	31	15,5	9,5	14	14
6	1/4	**A202244/1312**	1/4	12x1,5	36,5	17	11	17	19
6	1/4	**A202244/1314**	1/4	14x1,5	37,5	17	11	19	19
10	3/8	**A202244/1716**	3/8	16x1,5	42	19	12,5	22	22
12	1/2	**A202244/2122**	1/2	22x1,5	50	21,5	15	27	27
16	5/8	**A202244/2322**	5/8	22x1,5	51	23,5	15	27	27
20	3/4	**A202244/2627**	3/4	27x2	57	26,5	18,5	32	32
25	1"	**A202244/3333**	1"	33x2	68	30	18,5	41	41
32	1"1/4	**A202244/4242**	1"1/4	42x2	74	33	19	50	50
38	1"1/2	**A202244/4848**	1"1/2	48x2	84	37	21,5	55	55

202310

Terminale diritto femmina BSP - maschio Metrico cil. con tenuta ad elastomero per sedi ISO 9974
Connector swivel nut BSP - male Metric with elastomer seal ISO 9974 ports

SEDI PAG.34 / *PORTS PAG.34*

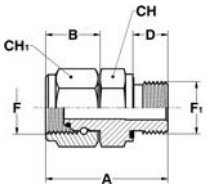

T MM.	T IN.	RIFERIMENTO REFERENCE	F GAS CIL.BSPP	F1 METRICO METRIC	A	B	D	CH	CH1
5	3/16	**A202310/1010**	1/8	10x1	30,00	15,5	8	14	14
6	1/4	**A202310/1312**	1/4	12x1,5	36,50	17	12	17	19
6	1/4	**A202310/1314**	1/4	14x1,5	37,50	17	12	19	19
10	3/8	**A202310/1716**	3/8	16x1,5	41,50	19	12	22	22
10	3/8	**A202310/1718**	3/8	18x1,5	42,50	19	12	24	22
12	1/2	**A202310/2122**	1/2	22x1,5	48,50	21,5	14	27	27
16	5/8	**A202310/2322**	5/8	22x1,5	51,50	23,5	14	27	27
20	3/4	**A202310/2627**	3/4	27x2	55,00	26,5	16	32	32
25	1"	**A202310/3333**	1"	33x2	68,00	30	18	41	41
32	1"1/4	**A202310/4242**	1"1/4	42x2	74,00	33	20	50	50
38	1"1/2	**A202310/4848**	1"1/2	48x2	84,00	37	22	55	55

FOR S.P.A. - NORME E DIMENSIONI SOGGETTE A MODIFICHE SENZA PREAVVISO.
FOR S.P.A. - DESIGN DETAILS AND SPECIFICATIONS SUBJECT TO CHANGE WITHOUT PRIOR NOTICE.

RACCORDI A TENUTA CONICA 60° (BSP)

BRITISH STANDARD PIPE (BSP)
CONNECTORS 60° SEAT

202057

Giunzione maschio BSP
sede a saldare
Braze on connector
male BSP

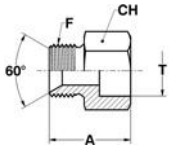

T MM.	T IN.	RIFERIMENTO REFERENCE	F GAS CIL.BSPP	A	T	CH
5	3/16	**A202057/1006**	1/8	18	6	14
6	1/4	**A202057/1308**	1/4	21	8	17
6	1/4	**A202057/1310**	1/4	21	10	17
6	1/4	**A202057/1312**	1/4	21	12	17
10	3/8	**A202057/1710**	3/8	27	10	19
10	3/8	**A202057/1712**	3/8	27	12	19
10	3/8	**A202057/1714**	3/8	27	14	19
10	3/8	**A202057/1716**	3/8	27	16	22
12	1/2	**A202057/2114**	1/2	29,5	14	24
12	1/2	**A202057/2115**	1/2	29,5	15	24
12	1/2	**A202057/2116**	1/2	29,5	16	24
12	1/2	**A202057/2118**	1/2	29,5	18	24
12	1/2	**A202057/2120**	1/2	32,5	20	27
16	5/8	**A202057/2316**	5/8	31	16	27
20	3/4	**A202057/2618**	3/4	33,5	18	30
20	3/4	**A202057/2620**	3/4	37,5	20	30
20	3/4	**A202057/2622**	3/4	37,5	22	30
20	3/4	**A202057/2625**	3/4	37,5	25	32
25	1"	**A202057/3325**	1"	41	25	36
25	1"	**A202057/3327**	1"	41	27	36
25	1"	**A202057/3330**	1"	41	30	41
25	1"	**A202057/3332**	1"	41	32	41
32	1"1/4	**A202057/4238**	1"1/4	43	38	46
32	1"1/4	**A202057/4242**	1"1/4	43	42	50
38	1"1/2	**A202057/4842**	1"1/2	47	42	55
6	1/4	**SA202057/1306**	1/4	22	6	17
6	1/4	**SA202057/1313**	1/4	22	13	19
10	3/8	**SA202057/1717**	3/8	27	17	22
12	1/2	**SA202057/2121**	1/2	32,5	21	27
12	1/2	**SA202057/2122**	1/2	33,5	22	30
16	5/8	**SA202057/2318**	5/8	31	18	27
20	3/4	**SA202057/2615**	3/4	33,5	15	30
20	3/4	**SA202057/2616**	3/4	33,5	16	30
20	3/4	**SA202057/2626**	3/4	37,5	26	32
20	3/4	**SA202057/2627**	3/4	37,5	27	35
20	3/4	**SA202057/2630**	3/4	37,5	30	36
25	1"	**SA202057/3334**	1"	41	34	41
25	1"	**SA202057/3338**	1"	41	38	46
32	1"1/4	**SA202057/4230**	1"1/4	40	30	46
32	1"1/4	**SA202057/4234**	1"1/4	43	34	46
38	1"1/2	**SA202057/4838**	1"1/2	45	38	55
38	1"1/2	**SA202057/4848**	1"1/2	42	48	60
50	2"	**SA202057/6050**	2"	40	50	65
50	2"	**SA202057/6060**	2"	45	60	70

FOR S.P.A. - NORME E DIMENSIONI SOGGETTE A MODIFICHE SENZA PREAVVISO.
FOR S.P.A. - DESIGN DETAILS AND SPECIFICATIONS SUBJECT TO CHANGE WITHOUT PRIOR NOTICE.

RACCORDI A TENUTA CONICA 60° (BSP)

BRITISH STANDARD PIPE (BSP)
CONNECTORS 60° SEAT

201045

Tappo maschio
BSP
Male plug
BSP

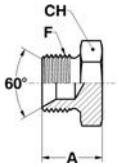

T MM.	T IN.	RIFERIMENTO REFERENCE	F GAS CIL.BSPP	A	CH
5	3/16	**A201045/10**	1/8	16	14
6	1/4	**A201045/13**	1/4	17	19
10	3/8	**A201045/17**	3/8	19	22
12	1/2	**A201045/21**	1/2	22	27
16	5/8	**A201045/23**	5/8	25	27
20	3/4	**A201045/26**	3/4	26	32
25	1"	**A201045/33**	1"	29	41
32	1"1/4	**A201045/42**	1"1/4	31	50
38	1"1/2	**A201045/48**	1"1/2	35	55

201067

Tappo femmina
BSP
Female plug
BSP

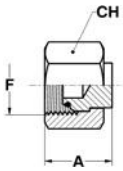

T MM.	T IN.	RIFERIMENTO REFERENCE	F GAS CIL.BSPP	A	CH
5	3/16	**A201067/10**	1/8	17,5	14
6	1/4	**A201067/13**	1/4	20,5	19
10	3/8	**A201067/17**	3/8	21	22
12	1/2	**A201067/21**	1/2	24	27
16	5/8	**A201067/23**	5/8	26	27
20	3/4	**A201067/26**	3/4	30	32
25	1"	**A201067/33**	1"	32	41
32	1"1/4	**A201067/42**	1"1/4	33,5	50
38	1"1/2	**A201067/48**	1"1/2	39,5	55
50	2"	**A201067/60**	2"	52,5	70

FOR S.P.A. - NORME E DIMENSIONI SOGGETTE A MODIFICHE SENZA PREAVVISO.
FOR S.P.A. - DESIGN DETAILS AND SPECIFICATIONS SUBJECT TO CHANGE WITHOUT PRIOR NOTICE.

203003

Giunzione diritta passaparatia
BSP - BSP
Bulkhead union male
BSP -BSP

T		T1		RIFERIMENTO REFERENCE	F	F1	A	B	D	CH	CH1
MM.	IN.	MM.	IN.		GAS CIL.BSPP	GAS CIL.BSPP					
5	3/16	5	3/16	**A203003/10**	1/8	1/8	41	8	28	17	17
6	1/4	6	1/4	**A203003/13**	1/4	1/4	46	11	28	19	19
10	3/8	10	3/8	**A203003/17**	3/8	3/8	52	12	32	24	24
12	1/2	12	1/2	**A203003/21**	1/2	1/2	59	14	35	30	30
16	5/8	16	5/8	**A203003/23**	5/8	5/8	63	16	35	32	32
20	3/4	20	3/4	**A203003/26**	3/4	3/4	66	16	38	36	36
25	1"	25	1"	**A203003/33**	1"	1"	75	19	41	41	41
32	1"1/4	32	1"1/4	**A203003/42**	1"1/4	1"1/4	83	20	44	50	50
38	1"1/2	38	1"1/2	**A203003/48**	1"1/2	1"1/2	93	22	48	60	60
6	1/4	10	3/8	**SA203003/1317**	1/4	3/8	51	11	32	24	24
20	3/4	12	1/2	**SA203003/2621**	3/4	1/2	61	16	35	30	30

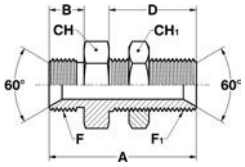

205005

Giunzione 45°
BSP -BSP
45° elbow male
BSP -BSP

T		RIFERIMENTO REFERENCE	F	F1	B	B1
MM.	IN.		GAS CIL.BSPP	GAS CIL.BSPP		
5	3/16	**A205005/10**	1/8	1/8	18	18
6	1/4	**A205005/13**	1/4	1/4	21	21
10	3/8	**A205005/17**	3/8	3/8	25	25
12	1/2	**A205005/21**	1/2	1/2	28	28
16	5/8	**A205005/23**	5/8	5/8	28	28
20	3/4	**A205005/26**	3/4	3/4	32	32
25	1"	**A205005/33**	1"	1"	37	37
32	1"1/4	**A205005/42**	1"1/4	1"1/4	40	40
38	1"1/2	**A205005/48**	1"1/2	1"1/2	45	45

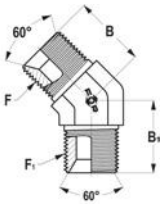

FOR S.P.A. - NORME E DIMENSIONI SOGGETTE A MODIFICHE SENZA PREAVVISO.
FOR S.P.A. - DESIGN DETAILS AND SPECIFICATIONS SUBJECT TO CHANGE WITHOUT PRIOR NOTICE.

RACCORDI A TENUTA CONICA 60° (BSP)

BRITISH STANDARD PIPE (BSP)
CONNECTORS 60° SEAT

205083

Giunzione 45° maschio
BSP - femmina BSP
45° elbow male
BSP -swivel nut BSP

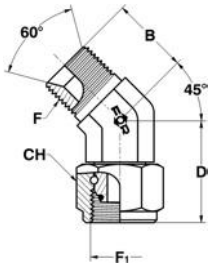

T MM.	T IN.	RIFERIMENTO REFERENCE	F GAS CIL.BSPP	F1 GAS CIL.BSPP	B	D	CH
5	3/16	**A205083/10**	1/8	1/8	20	25,5	14
6	1/4	**A205083/13**	1/4	1/4	21	30	19
10	3/8	**A205083/17**	3/8	3/8	25	33	22
12	1/2	**A205083/21**	1/2	1/2	28	36,5	27
16	5/8	**A205083/23**	5/8	5/8	28	41,5	27
20	3/4	**A205083/26**	3/4	3/4	32	44,5	32
25	1"	**A205083/33**	1"	1"	37	49,5	41
32	1"1/4	**A205083/42**	1"1/4	1"1/4	40	52	50
38	1"1/2	**A205083/48**	1"1/2	1"1/2	45	58	55

205016

Terminale orientabile 45°
BSP - SAE UNF-UN
per sedi ISO 11926
45° (ADJ) elbow male
BSP - male SAE UNF-UN
with O.R. ISO 11926 ports

SEDI PAG.30 / *PORTS PAG.30*

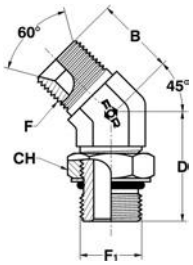

T MM.	T IN.	RIFERIMENTO REFERENCE	F GAS CIL.BSPP	F1 UNF-UN	B	D	CH
5	3/16	**A205016/1011**	1/8	7/16-20	20	26.5	14
5	3/16	**A205016/1012**	1/8	1/2-20	20	26.5	16
6	1/4	**A205016/1312**	1/4	1/2-20	21	29	16
6	1/4	**A205016/1314**	1/4	9/16-18	21	29	19
6	1/4	**A205016/1319**	1/4	3/4-16	22	33	22
10	3/8	**A205016/1714**	3/8	9/16-18	25	30	19
10	3/8	**A205016/1719**	3/8	3/4-16	25	33	22
10	3/8	**A205016/1722**	3/8	7/8-14	25.5	38.5	27
12	1/2	**A205016/2119**	1/2	3/4-16	28	35	22
12	1/2	**A205016/2122**	1/2	7/8-14	28	38.5	27
12	1/2	**A205016/2127**	1/2	1"1/16-12	30	44	32
16	5/8	**A205016/2322**	5/8	7/8-14	28	38.5	27
20	3/4	**A205016/2622**	3/4	7/8-14	32	40.5	27
20	3/4	**A205016/2627**	3/4	1"1/16-12	32	44	32
20	3/4	**A205016/2633**	3/4	1"5/16-12	35	47	38
25	1"	**A205016/3327**	1"	1"1/16-12	37	47	32
25	1"	**A205016/3333**	1"	1"5/16-12	37	47	38
25	1"	**A205016/3341**	1"	1"5/8-12	39	48.5	50
32	1"1/4	**A205016/4233**	1"1/4	1"5/16-12	40.5	48.5	38
32	1"1/4	**A205016/4241**	1"1/4	1"5/8-12	40	48.5	50
32	1"1/4	**A205016/4248**	1"1/4	1"7/8-12	45	48.5	55
38	1"1/2	**A205016/4848**	1"1/2	1"7/8-12	45	48.5	55

FOR S.P.A. - NORME E DIMENSIONI SOGGETTE A MODIFICHE SENZA PREAVVISO.
FOR S.P.A. - DESIGN DETAILS AND SPECIFICATIONS SUBJECT TO CHANGE WITHOUT PRIOR NOTICE.

RACCORDI A TENUTA CONICA 60° (BSP)

BRITISH STANDARD PIPE (BSP)
CONNECTORS 60° SEAT

205027

Terminale orientabile 45°
BSP - GAS cil. (BSPP)
con O.R. e rondella
per sedi ISO 1179
45° (ADJ) elbow male
BSP - male BSPP
with O.R. and retaining ring
ISO 1179 ports

SEDI PAG.32 / *PORTS PAG.32*

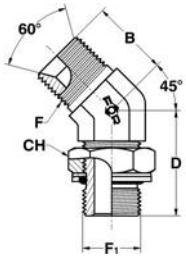

T MM.	T IN.	RIFERIMENTO REFERENCE	F GAS CIL.BSPP	F1 GAS CIL.BSPP	B	D	CH
5	3/16	**A205027/1010**	1/8	1/8	20	26	14
5	3/16	**A205027/1013**	1/8	1/4	21	28	19
6	1/4	**A205027/1313**	1/4	1/4	21	28	19
6	1/4	**A205027/1317**	1/4	3/8	22	33	24
10	3/8	**A205027/1713**	3/8	1/4	25	30	19
10	3/8	**A205027/1717**	3/8	3/8	25	33	24
10	3/8	**A205027/1721**	3/8	1/2	25.5	38	27
12	1/2	**A205027/2117**	1/2	3/8	28	35	24
12	1/2	**A205027/2121**	1/2	1/2	28	38	27
12	1/2	**A205027/2126**	1/2	3/4	30	44	36
16	5/8	**A205027/2321**	5/8	1/2	28	38	27
16	5/8	**A205027/2326**	5/8	3/4	30	44	36
20	3/4	**A205027/2621**	3/4	1/2	32	40	27
20	3/4	**A205027/2626**	3/4	3/4	32	44	36
20	3/4	**A205027/2633**	3/4	1"	35	47	41
25	1"	**A205027/3326**	1"	3/4	37	47	36
25	1"	**A205027/3333**	1"	1"	37	47	41
25	1"	**A205027/3342**	1"	1"1/4	39	49	50
32	1"1/4	**A205027/4233**	1"1/4	1"	40.5	48.5	41
32	1"1/4	**A205027/4242**	1"1/4	1"1/4	40	49	50
32	1"1/4	**A205027/4248**	1"1/4	1"1/2	45	48.5	60
38	1"1/2	**A205027/4848**	1"1/2	1"1/2	45	49	60
6	1/4	**SA205027/1310**	1/4	1/8	21	26	14
6	1/4	**SA205027/1321**	1/4	1/2	23.5	38	27
12	1/2	**SA205027/2123**	1/2	5/8	28	38	30
16	5/8	**SA205027/2323**	5/8	5/8	28	38	30

FOR S.P.A. - NORME E DIMENSIONI SOGGETTE A MODIFICHE SENZA PREAVVISO.
FOR S.P.A. - DESIGN DETAILS AND SPECIFICATIONS SUBJECT TO CHANGE WITHOUT PRIOR NOTICE.

RACCORDI A TENUTA CONICA 60° (BSP)

BRITISH STANDARD PIPE (BSP)
CONNECTORS 60° SEAT

205171

Terminale orientabile 45°
BSP - GAS cil. (JIS)
con O.R. per sedi JIS 2351
45° (ADJ) elbow male
BSP - male JIS
with O.R. JIS 2351 ports

SEDI PAG.31 / *PORTS PAG.31*

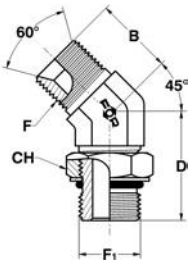

T MM.	T IN.	RIFERIMENTO REFERENCE	F GAS CIL.BSPP	F1 GAS CIL.JIS	B	D	CH
5	3/16	**A205171/1010**	1/8	1/8	20	26	14
5	3/16	**A205171/1013**	1/8	1/4	21	28	19
6	1/4	**A205171/1313**	1/4	1/4	21	28	19
6	1/4	**A205171/1317**	1/4	3/8	22	33	22
10	3/8	**A205171/1713**	3/8	1/4	25	30	19
10	3/8	**A205171/1717**	3/8	3/8	25	33	22
10	3/8	**A205171/1721**	3/8	1/2	25.5	38	27
12	1/2	**A205171/2117**	1/2	3/8	28	35	22
12	1/2	**A205171/2121**	1/2	1/2	28	38	27
12	1/2	**A205171/2126**	1/2	3/4	30	44	36
16	5/8	**A205171/2321**	5/8	1/2	28	38	27
20	3/4	**A205171/2621**	3/4	1/2	32	40	27
20	3/4	**A205171/2626**	3/4	3/4	32	44	36
20	3/4	**A205171/2633**	3/4	1"	35	47	41
25	1"	**A205171/3326**	1"	3/4	37	47	36
25	1"	**A205171/3333**	1"	1"	37	47	41
25	1"	**A205171/3342**	1"	1"1/4	39	49	50
32	1"1/4	**A205171/4242**	1"1/4	1"1/4	40	49	50
38	1"1/2	**A205171/4848**	1"1/2	1"1/2	45	49	55

205038

Terminale orientabile 45°
BSP - Metrico cil.
con O.R. e rondella
per sedi ISO 9974
45° (ADJ) elbow male
BSP - male Metric
with O.R. and retaining ring
ISO 9974 ports

SEDI PAG.32 / *PORTS PAG.32*

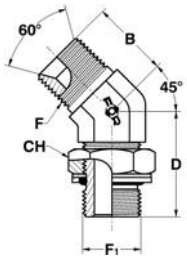

T MM.	T IN.	RIFERIMENTO REFERENCE	F GAS CIL.BSPP	F1 METRICO METRIC	B	D	CH
5	3/16	**A205038/1010**	1/8	10x1	20	26	14
5	3/16	**A205038/1012**	1/8	12x1,5	21	28	17
6	1/4	**A205038/1312**	1/4	12x1,5	21	28	17
6	1/4	**A205038/1314**	1/4	14x1,5	21	28	19
6	1/4	**A205038/1316**	1/4	16x1,5	22	33	22
10	3/8	**A205038/1714**	3/8	14x1,5	25	30	19
10	3/8	**A205038/1716**	3/8	16x1,5	25	33	22
10	3/8	**A205038/1718**	3/8	18x1,5	25	34	24
12	1/2	**A205038/2118**	1/2	18x1,5	28	35	24
12	1/2	**A205038/2120**	1/2	20x1,5	28	38	27
12	1/2	**A205038/2122**	1/2	22x1,5	28	38	27
16	5/8	**A205038/2322**	5/8	22x1,5	28	38	27
20	3/4	**A205038/2622**	3/4	22x1,5	32	40	27
20	3/4	**A205038/2626**	3/4	26x1,5	32	44	36
20	3/4	**A205038/2627**	3/4	27x2	32	44	32
25	1"	**A205038/3327**	1"	27x2	37	47	32
25	1"	**A205038/3333**	1"	33x2	37	47	41
32	1"1/4	**A205038/4242**	1"1/4	42x2	40	49	50
38	1"1/2	**A205038/4848**	1"1/2	48x2	45	56	55
25	1"	**SA205038/3342**	1"	42x2	39	49	50

FOR S.P.A. - NORME E DIMENSIONI SOGGETTE A MODIFICHE SENZA PREAVVISO.
FOR S.P.A. - DESIGN DETAILS AND SPECIFICATIONS SUBJECT TO CHANGE WITHOUT PRIOR NOTICE.

205094

Terminale orientabile 45°
BSP - Metrico cil.
con O.R. per sedi ISO 6149
45° (ADJ) elbow male
BSP - male Metric
with O.R. ISO 6149 ports

SEDI PAG.30 / *PORTS PAG.30*

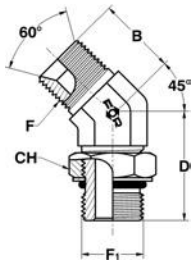

T MM.	T IN.	RIFERIMENTO REFERENCE	F GAS CIL.BSPP	F1 METRICO METRIC	B	D	CH
5	3/16	A205094/1010	1/8	10x1	20	26	14
5	3/16	A205094/1012	1/8	12x1,5	21	28	17
6	1/4	A205094/1312	1/4	12x1,5	21	28	17
6	1/4	A205094/1314	1/4	14x1,5	21	28	19
6	1/4	A205094/1316	1/4	16x1,5	22	33	22
10	3/8	A205094/1714	3/8	14x1,5	25	30	19
10	3/8	A205094/1716	3/8	16x1,5	25	33	22
10	3/8	A205094/1718	3/8	18x1,5	25	34	24
12	1/2	A205094/2118	1/2	18x1,5	28	35	24
12	1/2	A205094/2120	1/2	20x1,5	28	38	27
12	1/2	A205094/2122	1/2	22x1,5	28	38	27
16	5/8	A205094/2322	5/8	22x1,5	28	38	27
20	3/4	A205094/2622	3/4	22x1,5	32	40	27
20	3/4	A205094/2627	3/4	27x2	32	44	32
25	1"	A205094/3327	1"	27x2	37	47	32
25	1"	A205094/3333	1"	33x2	37	47	41
32	1"1/4	A205094/4242	1"1/4	42x2	40	49	50
38	1"1/2	A205094/4848	1"1/2	48x2	45	56	55
25	1"	SA205094/3342	1"	42x2	39	49	50

205148

Terminale orientabile 45° femmina
BSP - SAE UNF-UN
per sedi ISO 11926
45° (ADJ) elbow swivel nut
BSP - male SAE UNF-UN
with O.R. ISO 11926 ports

SEDI PAG.30 / *PORTS PAG.30*

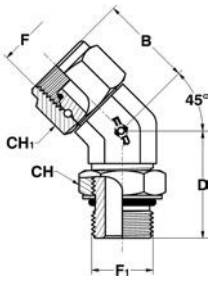

T MM.	T IN.	RIFERIMENTO REFERENCE	F GAS CIL.BSPP	F1 UNF-UN	B	D	CH	CH1
5	3/16	A205148/1011	1/8	7/16-20	25	26.5	14	14
5	3/16	A205148/1012	1/8	1/2-20	25	26.5	16	14
6	1/4	A205148/1312	1/4	1/2-20	25	28	16	19
6	1/4	A205148/1314	1/4	9/16-18	25	29	19	19
10	3/8	A205148/1714	3/8	9/16-18	30	30	19	22
10	3/8	A205148/1719	3/8	3/4-16	30	33	22	22
12	1/2	A205148/2119	1/2	3/4-16	33	35	22	27
12	1/2	A205148/2122	1/2	7/8-14	33	38.5	27	27
12	1/2	A205148/2127	1/2	1"1/16-12	39	44	32	27
16	5/8	A205148/2322	5/8	7/8-14	38	38,5	27	27
20	3/4	A205148/2622	3/4	7/8-14	41	40.5	27	32
20	3/4	A205148/2627	3/4	1"1/16-12	41	44	32	32
20	3/4	A205148/2633	3/4	1"5/16-12	44	47	38	32
25	1"	A205148/3333	1"	1"5/16-12	46	47	38	41
25	1"	A205148/3341	1"	1"5/8-12	46	48.5	50	41
32	1"1/4	A205148/4241	1"1/4	1"5/8-12	48	48.5	50	50
32	1"1/4	A205148/4248	1"1/4	1"7/8-12	52	48.5	55	50
38	1"1/2	A205148/4848	1"1/2	1"7/8-12	55	48.5	55	55

FOR S.P.A. - NORME E DIMENSIONI SOGGETTE A MODIFICHE SENZA PREAVVISO.
FOR S.P.A. - DESIGN DETAILS AND SPECIFICATIONS SUBJECT TO CHANGE WITHOUT PRIOR NOTICE.

RACCORDI A TENUTA CONICA 60° (BSP)

BRITISH STANDARD PIPE (BSP)
CONNECTORS 60° SEAT

205104

Terminale orientabile 45° femmina BSP - GAS cil. (BSPP) con O.R. e rondella per sedi ISO 1179
45° (ADJ) elbow swivel nut BSP - male BSPP with O.R. and retaining ring ISO 1179 ports

SEDI PAG.32 / *PORTS PAG.32*

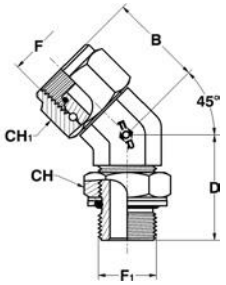

T MM.	T IN.	RIFERIMENTO REFERENCE	F GAS CIL.BSPP	F1 GAS CIL.BSPP	B	D	CH	CH1
5	3/16	**A205104/1010**	1/8	1/8	25	26	14	14
5	3/16	**A205104/1013**	1/8	1/4	25	28	19	14
6	1/4	**A205104/1313**	1/4	1/4	27	28	19	19
6	1/4	**A205104/1317**	1/4	3/8	28	33	24	19
10	3/8	**A205104/1713**	3/8	1/4	30	30	19	22
10	3/8	**A205104/1717**	3/8	3/8	30	33	24	22
10	3/8	**A205104/1721**	3/8	1/2	32,5	38	27	22
12	1/2	**A205104/2117**	1/2	3/8	33	35	24	27
12	1/2	**A205104/2121**	1/2	1/2	33	38	27	27
12	1/2	**A205104/2126**	1/2	3/4	38	44	36	27
16	5/8	**A205104/2321**	5/8	1/2	37	38	27	27
20	3/4	**A205104/2621**	3/4	1/2	41	40	27	32
20	3/4	**A205104/2626**	3/4	3/4	41	44	36	32
20	3/4	**A205104/2633**	3/4	1"	44	47	41	32
25	1"	**A205104/3326**	1"	3/4	46	47	36	41
25	1"	**A205104/3333**	1"	1"	46	47	41	41
25	1"	**A205104/3342**	1"	1"1/4	48	49	50	41
32	1"1/4	**A205104/4242**	1"1/4	1"1/4	48	49	50	50
38	1"1/2	**A205104/4848**	1"1/2	1"1/2	55	50	60	55

FOR S.P.A. - NORME E DIMENSIONI SOGGETTE A MODIFICHE SENZA PREAVVISO.
FOR S.P.A. - DESIGN DETAILS AND SPECIFICATIONS SUBJECT TO CHANGE WITHOUT PRIOR NOTICE.

RACCORDI A TENUTA CONICA 60° (BSP)

BRITISH STANDARD PIPE (BSP)
CONNECTORS 60° SEAT

205182

Terminale orientabile 45° femmina
BSP - GAS cil. (JIS)
con O.R. per sedi JIS 2351
45° (ADJ) elbow swivel nut
BSP - male JIS
with O.R. JIS 2351 ports

SEDI PAG.31 / *PORTS PAG.31*

T MM.	T IN.	RIFERIMENTO REFERENCE	F GAS CIL.BSPP	F1 GAS CIL.JIS	B	D	CH	CH1
5	3/16	**A205182/1010**	1/8	1/8	25	26	14	14
5	3/16	**A205182/1013**	1/8	1/4	25	28	19	14
6	1/4	**A205182/1313**	1/4	1/4	27	28	19	19
6	1/4	**A205182/1317**	1/4	3/8	28	33	22	19
10	3/8	**A205182/1713**	3/8	1/4	30	30	19	22
10	3/8	**A205182/1717**	3/8	3/8	30	33	22	22
10	3/8	**A205182/1721**	3/8	1/2	32,5	38	27	22
12	1/2	**A205182/2117**	1/2	3/8	33	35	22	27
12	1/2	**A205182/2121**	1/2	1/2	33	38	27	27
12	1/2	**A205182/2126**	1/2	3/4	38	44	36	27
16	5/8	**A205182/2321**	5/8	1/2	37	38	27	27
20	3/4	**A205182/2621**	3/4	1/2	41	40	27	32
20	3/4	**A205182/2626**	3/4	3/4	41	44	36	32
20	3/4	**A205182/2633**	3/4	1"	44	47	41	32
25	1"	**A205182/3326**	1"	3/4	46	47	36	41
25	1"	**A205182/3333**	1"	1"	46	47	41	41
25	1"	**A205182/3342**	1"	1"1/4	48	49	50	41
32	1"1/4	**A205182/4242**	1"1/4	1"1/4	49	49	50	50
38	1"1/2	**A205182/4848**	1"1/2	1"1/2	55	50	55	55

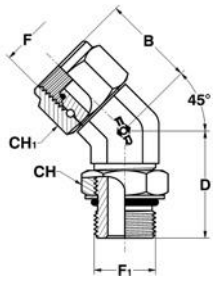

FOR S.P.A. - NORME E DIMENSIONI SOGGETTE A MODIFICHE SENZA PREAVVISO.
FOR S.P.A. - DESIGN DETAILS AND SPECIFICATIONS SUBJECT TO CHANGE WITHOUT PRIOR NOTICE.

RACCORDI A TENUTA CONICA 60° (BSP)

BRITISH STANDARD PIPE (BSP)
CONNECTORS 60° SEAT

205115

Terminale orientabile 45° femmina BSP - Metrico cil. con O.R. e rondella per sedi ISO 9974
45° (ADJ) elbow swivel nut BSP - male Metric with O.R. and retaining ring ISO 9974 ports

SEDI PAG.32 / *PORTS PAG.32*

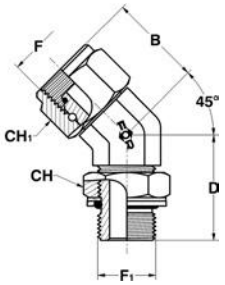

T MM.	T IN.	RIFERIMENTO REFERENCE	F GAS CIL.BSPP	F1 METRICO METRIC	B	D	CH	CH1
5	3/16	**A205115/1010**	1/8	10x1	25	26	14	14
5	3/16	**A205115/1012**	1/8	12x1,5	25	28	17	14
6	1/4	**A205115/1312**	1/4	12x1,5	27	28	17	19
6	1/4	**A205115/1314**	1/4	14x1,5	27	28	19	19
6	1/4	**A205115/1316**	1/4	16x1,5	28	33	22	19
10	3/8	**A205115/1714**	3/8	14x1,5	30	30	19	22
10	3/8	**A205115/1716**	3/8	16x1,5	30	33	22	22
10	3/8	**A205115/1718**	3/8	18x1,5	30	33	24	22
12	1/2	**A205115/2118**	1/2	18x1,5	33	35	24	27
12	1/2	**A205115/2120**	1/2	20x1,5	33	38	27	27
12	1/2	**A205115/2122**	1/2	22x1,5	33	38	27	27
16	5/8	**A205115/2322**	5/8	22x1,5	33	38	27	27
20	3/4	**A205115/2622**	3/4	22x1,5	41	40	27	32
20	3/4	**A205115/2626**	3/4	26x1,5	41	44	36	32
20	3/4	**A205115/2627**	3/4	27x2	41	44	32	32
25	1"	**A205115/3327**	1"	27x2	46	47	32	41
25	1"	**A205115/3333**	1"	33x2	46	47	41	41
32	1"1/4	**A205115/4242**	1"1/4	42x2	48	49	50	50
38	1"1/2	**A205115/4848**	1"1/2	48x2	55	49	55	55

FOR S.P.A. - NORME E DIMENSIONI SOGGETTE A MODIFICHE SENZA PREAVVISO.
FOR S.P.A. - DESIGN DETAILS AND SPECIFICATIONS SUBJECT TO CHANGE WITHOUT PRIOR NOTICE.

205126

Terminale orientabile 45° femmina BSP - Metrico cil. con O.R. per sedi ISO 6149
45° (ADJ) elbow swivel nut BSP - male Metric with O.R. ISO 6149 ports

SEDI PAG.30 / *PORTS PAG.30*

T MM.	T IN.	RIFERIMENTO REFERENCE	F GAS CIL.BSPP	F1 METRICO METRIC	B	D	CH	CH1
5	3/16	**A205126/1010**	1/8	10x1	25	26	14	14
5	3/16	**A205126/1012**	1/8	12x1,5	25	28	17	14
6	1/4	**A205126/1312**	1/4	12x1,5	27	28	17	19
6	1/4	**A205126/1314**	1/4	14x1,5	27	28	19	19
6	1/4	**A205126/1316**	1/4	16x1,5	28	33	22	19
10	3/8	**A205126/1714**	3/8	14x1,5	30	30	19	22
10	3/8	**A205126/1716**	3/8	16x1,5	30	33	22	22
10	3/8	**A205126/1718**	3/8	18x1,5	30	33	24	22
12	1/2	**A205126/2118**	1/2	18x1,5	33	35	24	27
12	1/2	**A205126/2120**	1/2	20x1,5	33	38	27	27
12	1/2	**A205126/2122**	1/2	22x1,5	33	38	27	27
16	5/8	**A205126/2322**	5/8	22x1,5	33	38	27	27
20	3/4	**A205126/2622**	3/4	22x1,5	41	40	27	32
20	3/4	**A205126/2627**	3/4	27x2	41	44	32	32
25	1"	**A205126/3327**	1"	27x2	46	47	32	41
25	1"	**A205126/3333**	1"	33x2	46	47	41	41
32	1"1/4	**A205126/4242**	1"1/4	42x2	48	49	50	50
38	1"1/2	**A205126/4848**	1"1/2	48x2	55	49	55	55

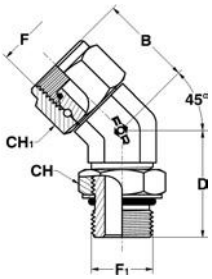

207007

Giunzione 90° BSP -BSP
90° elbow union male BSP -BSP

T MM.	T IN.	T1 MM.	T1 IN.	RIFERIMENTO REFERENCE	F GAS CIL.BSPP	F1 GAS CIL.BSPP	B	B1
5	3/16	5	3/16	**A207007/10**	1/8	1/8	22.5	22.5
6	1/4	6	1/4	**A207007/13**	1/4	1/4	27	27
10	3/8	10	3/8	**A207007/17**	3/8	3/8	29	29
12	1/2	12	1/2	**A207007/21**	1/2	1/2	34	34
16	5/8	16	5/8	**A207007/23**	5/8	5/8	37	37
20	3/4	20	3/4	**A207007/26**	3/4	3/4	41	41
25	1"	25	1"	**A207007/33**	1"	1"	46	46
32	1"1/4	32	1"1/4	**A207007/42**	1"1/4	1"1/4	51	51
38	1"1/2	38	1"1/2	**A207007/48**	1"1/2	1"1/2	59	59

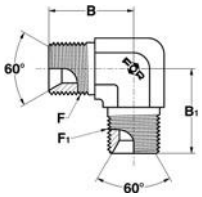

FOR S.P.A. - NORME E DIMENSIONI SOGGETTE A MODIFICHE SENZA PREAVVISO.
FOR S.P.A. - DESIGN DETAILS AND SPECIFICATIONS SUBJECT TO CHANGE WITHOUT PRIOR NOTICE.

RACCORDI A TENUTA CONICA 60° (BSP)

BRITISH STANDARD PIPE (BSP)
CONNECTORS 60° SEAT

207128

Giunzione 90° maschio
BSP - femmina BSP
90° elbow union male
BSP -swivel nut BSP

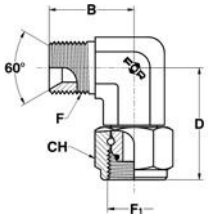

T MM.	T IN.	RIFERIMENTO REFERENCE	F GAS CIL.BSPP	F1 GAS CIL.BSPP	B	D	CH
5	3/16	**A207128/10**	1/8	1/8	22.5	25,5	14
6	1/4	**A207128/13**	1/4	1/4	27	28	19
10	3/8	**A207128/17**	3/8	3/8	29	37	22
12	1/2	**A207128/21**	1/2	1/2	34	44,5	27
16	5/8	**A207128/23**	5/8	5/8	37	48,5	27
20	3/4	**A207128/26**	3/4	3/4	41	55,5	32
25	1"	**A207128/33**	1"	1"	46	61,5	41
32	1"1/4	**A207128/42**	1"1/4	1"1/4	51	67	50
38	1"1/2	**A207128/48**	1"1/2	1"1/2	59	72	55

207029

Terminale orientabile 90°
BSP - SAE UNF-UN
per sedi ISO 11926
90° (ADJ) elbow male
BSP - male SAE UNF-UN
with O.R. ISO 11926 ports

SEDI PAG.30 / *PORTS PAG.30*

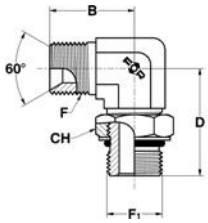

T MM.	T IN.	RIFERIMENTO REFERENCE	F GAS CIL.BSPP	F1 UNF-UN	B	D	CH
5	3/16	**A207029/1011**	1/8	7/16-20	22	26	14
5	3/16	**A207029/1012**	1/8	1/2-20	24	27.5	16
6	1/4	**A207029/1312**	1/4	1/2-20	27	31.5	16
6	1/4	**A207029/1314**	1/4	9/16-18	27	31.5	19
6	1/4	**A207029/1319**	1/4	3/4-16	28.5	36.5	22
10	3/8	**A207029/1714**	3/8	9/16-18	29	33.5	19
10	3/8	**A207029/1719**	3/8	3/4-16	29	36.5	22
10	3/8	**A207029/1722**	3/8	7/8-14	34	43	27
12	1/2	**A207029/2119**	1/2	3/4-16	34	40	22
12	1/2	**A207029/2122**	1/2	7/8-14	34	43	27
12	1/2	**A207029/2127**	1/2	1"1/16-12	39	49	32
16	5/8	**A207029/2322**	5/8	7/8-14	37	43	27
20	3/4	**A207029/2622**	3/4	7/8-14	41	45.5	27
20	3/4	**A207029/2627**	3/4	1"1/16-12	41	49	32
20	3/4	**A207029/2633**	3/4	1"5/16-12	43	52	38
25	1"	**A207029/3327**	1"	1"1/16-12	46	52	32
25	1"	**A207029/3333**	1"	1"5/16-12	46	52	38
25	1"	**A207029/3341**	1"	1"5/8-12	50	57	50
32	1"1/4	**A207029/4233**	1"1/4	1"5/16-12	52	57	38
32	1"1/4	**A207029/4241**	1"1/4	1"5/8-12	51	57	50
32	1"1/4	**A207029/4248**	1"1/4	1"7/8-12	56	61	55
38	1"1/2	**A207029/4848**	1"1/2	1"7/8-12	59	61	55
6	1/4	**SA207029/1311**	1/4	7/16-20	27	31.5	14
16	5/8	**SA207029/2327**	5/8	1"1/16-12	39	49	32
20	3/4	**SA207029/2619**	3/4	3/4-16	39	44.5	22
25	1"	**SA207029/3319**	1"	3/4-16	40	44.5	22
25	1"	**SA207029/3322**	1"	7/8-14	46	48	27

FOR S.P.A. - NORME E DIMENSIONI SOGGETTE A MODIFICHE SENZA PREAVVISO.
FOR S.P.A. - DESIGN DETAILS AND SPECIFICATIONS SUBJECT TO CHANGE WITHOUT PRIOR NOTICE.

RACCORDI A TENUTA CONICA 60° (BSP)

BRITISH STANDARD PIPE (BSP)
CONNECTORS 60° SEAT

207030

Terminale orientabile 90°
BSP - GAS cil. (BSPP)
con O.R. e rondella
per sedi ISO 1179
90° (ADJ) elbow male
BSP - male BSPP
with O.R. and retaining ring
ISO 1179 ports

SEDI PAG.32 / *PORTS PAG.32*

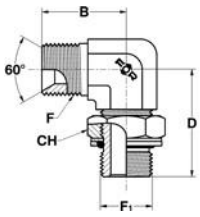

T MM.	T IN.	RIFERIMENTO REFERENCE	F GAS CIL.BSPP	F1 GAS CIL.BSPP	B	D	CH
5	3/16	**A207030/1010**	1/8	1/8	22	27.5	14
5	3/16	**A207030/1013**	1/8	1/4	24	31.5	19
6	1/4	**A207030/1313**	1/4	1/4	27	31.5	19
6	1/4	**A207030/1317**	1/4	3/8	28	37	24
10	3/8	**A207030/1713**	3/8	1/4	29	35	19
10	3/8	**A207030/1717**	3/8	3/8	29	37	24
10	3/8	**A207030/1721**	3/8	1/2	32	43	27
12	1/2	**A207030/2117**	1/2	3/8	34	40	24
12	1/2	**A207030/2121**	1/2	1/2	34	43	27
12	1/2	**A207030/2126**	1/2	3/4	39	50	36
16	5/8	**A207030/2321**	5/8	1/2	37	43	27
20	3/4	**A207030/2621**	3/4	1/2	41	46	27
20	3/4	**A207030/2626**	3/4	3/4	41	50	36
20	3/4	**A207030/2633**	3/4	1"	43	53	41
25	1"	**A207030/3326**	1"	3/4	46	52	36
25	1"	**A207030/3333**	1"	1"	46	53	41
25	1"	**A207030/3342**	1"	1"1/4	50	58	50
32	1"1/4	**A207030/4233**	1"1/4	1"	52	57	41
32	1"1/4	**A207030/4242**	1"1/4	1"1/4	51	58	50
32	1"1/4	**A207030/4248**	1"1/4	1"1/2	59	63	60
38	1"1/2	**A207030/4848**	1"1/2	1"1/2	59	67	60
5	3/16	**SA207030/1017**	1/8	3/8	28	37	24
6	1/4	**SA207030/1321**	1/4	1/2	32	43	27
10	3/8	**SA207030/1726**	3/8	3/4	36.5	50	36
16	5/8	**SA207030/2323**	5/8	5/8	37	43	30
20	3/4	**SA207030/2617**	3/4	3/8	42	42	24
20	3/4	**SA207030/2642**	3/4	1"1/4	48.5	58	50
38	1"1/2	**SA207030/4842**	1"1/2	1"1/4	59	66	50

FOR S.P.A. - NORME E DIMENSIONI SOGGETTE A MODIFICHE SENZA PREAVVISO.
FOR S.P.A. - DESIGN DETAILS AND SPECIFICATIONS SUBJECT TO CHANGE WITHOUT PRIOR NOTICE.

RACCORDI A TENUTA CONICA 60° (BSP)

BRITISH STANDARD PIPE (BSP)
CONNECTORS 60° SEAT

207205

Terminale orientabile 90°
BSP - GAS cil. (JIS)
con O.R. per sedi JIS 2351
90° (ADJ) elbow male
BSP - male JIS
with O.R. JIS 2351 ports

SEDI PAG.31 / *PORTS PAG.31*

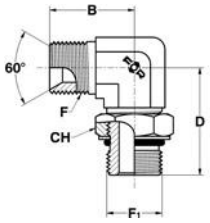

T MM.	T IN.	RIFERIMENTO REFERENCE	F GAS CIL.BSPP	F1 GAS CIL.JIS	B	D	CH
5	3/16	**A207205/1010**	1/8	1/8	22	27.5	14
5	3/16	**A207205/1013**	1/8	1/4	24	31.5	19
6	1/4	**A207205/1313**	1/4	1/4	27	31.5	19
6	1/4	**A207205/1317**	1/4	3/8	28	37	22
10	3/8	**A207205/1713**	3/8	1/4	29	35	19
10	3/8	**A207205/1717**	3/8	3/8	29	37	22
10	3/8	**A207205/1721**	3/8	1/2	32	43	27
12	1/2	**A207205/2117**	1/2	3/8	34	40	22
12	1/2	**A207205/2121**	1/2	1/2	34	43	27
12	1/2	**A207205/2126**	1/2	3/4	39	50	36
16	5/8	**A207205/2321**	5/8	1/2	37	43	27
20	3/4	**A207205/2621**	3/4	1/2	41	46	27
20	3/4	**A207205/2626**	3/4	3/4	41	50	36
20	3/4	**A207205/2633**	3/4	1"	43	53	41
25	1"	**A207205/3326**	1"	3/4	46	52	36
25	1"	**A207205/3333**	1"	1"	46	53	41
25	1"	**A207205/3342**	1"	1"1/4	50	58	50
32	1"1/4	**A207205/4242**	1"1/4	1"1/4	51	58	50
38	1"1/2	**A207205/4848**	1"1/2	1"1/2	59	67	55

FOR S.P.A. - NORME E DIMENSIONI SOGGETTE A MODIFICHE SENZA PREAVVISO.
FOR S.P.A. - DESIGN DETAILS AND SPECIFICATIONS SUBJECT TO CHANGE WITHOUT PRIOR NOTICE.

RACCORDI A TENUTA CONICA 60° (BSP)

BRITISH STANDARD PIPE (BSP)
CONNECTORS 60° SEAT

207041

Terminale orientabile 90°
BSP - Metrico cil.
con O.R. e rondella
per sedi ISO 9974
90° (ADJ) elbow male
BSP - male Metric
with O.R. and retaining ring
ISO 9974 ports

SEDI PAG.32 / *PORTS PAG.32*

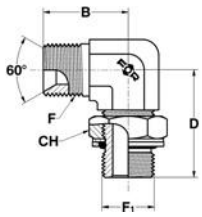

T MM.	T IN.	RIFERIMENTO REFERENCE	F GAS CIL.BSPP	F1 METRICO METRIC	B	D	CH
5	3/16	**A207041/1010**	1/8	10x1	22	27	14
5	3/16	**A207041/1012**	1/8	12x1,5	24	31.5	17
6	1/4	**A207041/1312**	1/4	12x1,5	27	31.5	17
6	1/4	**A207041/1314**	1/4	14x1,5	27	31.5	19
6	1/4	**A207041/1316**	1/4	16x1,5	28	37	22
10	3/8	**A207041/1714**	3/8	14x1,5	29	34	19
10	3/8	**A207041/1716**	3/8	16x1,5	29	37	22
10	3/8	**A207041/1718**	3/8	18x1,5	29	39	24
12	1/2	**A207041/2118**	1/2	18x1,5	34	41	24
12	1/2	**A207041/2120**	1/2	20x1,5	34	43	27
12	1/2	**A207041/2122**	1/2	22x1,5	34	43	27
16	5/8	**A207041/2322**	5/8	22x1,5	37	45	27
20	3/4	**A207041/2622**	3/4	22x1,5	41	46	27
20	3/4	**A207041/2626**	3/4	26x1,5	41	50	36
20	3/4	**A207041/2627**	3/4	27x2	41	50	32
25	1"	**A207041/3327**	1"	27x2	46	52	32
25	1"	**A207041/3333**	1"	33x2	46	54	41
32	1"1/4	**A207041/4242**	1"1/4	42x2	51	60	50
38	1"1/2	**A207041/4848**	1"1/2	48x2	59	67	55
5	3/16	**SA207041/1014**	1/8	14x1,5	27	31.5	19
6	1/4	**SA207041/1318**	1/4	18x1,5	27	39	24
10	3/8	**SA207041/1712**	3/8	12x1,5	29	34	17
12	1/2	**SA207041/2133**	1/2	33x2	41.5	54	41
16	5/8	**SA207041/2318**	5/8	18x1,5	37	43.5	24
20	3/4	**SA207041/2618**	3/4	18x1,5	41	45	24
20	3/4	**SA207041/2633**	3/4	33x2	44,5	54	41
25	1"	**SA207041/3326**	1"	26x1,5	46	52	36
25	1"	**SA207041/3342**	1"	42x2	50	60	50

FOR S.P.A. - NORME E DIMENSIONI SOGGETTE A MODIFICHE SENZA PREAVVISO.
FOR S.P.A. - DESIGN DETAILS AND SPECIFICATIONS SUBJECT TO CHANGE WITHOUT PRIOR NOTICE.

RACCORDI A TENUTA CONICA 60° (BSP)

BRITISH STANDARD PIPE (BSP) CONNECTORS 60° SEAT

207139

Terminale orientabile 90°
BSP - Metrico cil.
con O.R. per sedi ISO 6149
90° (ADJ) elbow male
BSP - male Metric
with O.R. ISO 6149 ports

SEDI PAG.30 / *PORTS PAG.30*

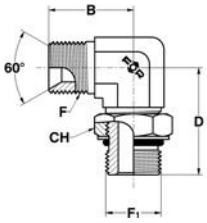

T MM.	T IN.	RIFERIMENTO REFERENCE	F GAS CIL.BSPP	F1 METRICO METRIC	B	D	CH
5	3/16	**A207139/1010**	1/8	10x1	22	27	14
5	3/16	**A207139/1012**	1/8	12x1,5	24	31.5	17
6	1/4	**A207139/1312**	1/4	12x1,5	27	31.5	17
6	1/4	**A207139/1314**	1/4	14x1,5	27	31.5	19
6	1/4	**A207139/1316**	1/4	16x1,5	28	37	22
10	3/8	**A207139/1714**	3/8	14x1,5	29	34	19
10	3/8	**A207139/1716**	3/8	16x1,5	29	37	22
10	3/8	**A207139/1718**	3/8	18x1,5	29	39	24
12	1/2	**A207139/2118**	1/2	18x1,5	34	41	24
12	1/2	**A207139/2120**	1/2	20x1,5	34	43	27
12	1/2	**A207139/2122**	1/2	22x1,5	34	43	27
16	5/8	**A207139/2322**	5/8	22x1,5	37	45	27
20	3/4	**A207139/2622**	3/4	22x1,5	41	46	27
20	3/4	**A207139/2627**	3/4	27x2	41	50	32
25	1"	**A207139/3327**	1"	27x2	46	52	32
25	1"	**A207139/3333**	1"	33x2	46	54	41
32	1"1/4	**A207139/4242**	1"1/4	42x2	51	60	50
38	1"1/2	**A207139/4848**	1"1/2	48x2	59	67	50
5	3/16	**SA207139/1014**	1/8	14x1,5	27	31.5	19
6	1/4	**SA207139/1318**	1/4	18x1,5	27	39	24
10	3/8	**SA207139/1712**	3/8	12x1,5	29	34	17
12	1/2	**SA207139/2133**	1/2	33x2	41.5	54	41
16	5/8	**SA207139/2318**	5/8	18x1,5	37	43.5	24
20	3/4	**SA207139/2618**	3/4	18x1,5	41	45	24
20	3/4	**SA207139/2633**	3/4	33x2	44,5	54	41
25	1"	**SA207139/3342**	1"	42x2	50	60	50

207117

Giunzione 90° maschio
BSP - GAS conico (BSPT)
per sedi ISO 7
90° elbow union male
BSP - male BSPT
taper ISO 7 ports

SEDI PAG.35 / *PORTS PAG.35*

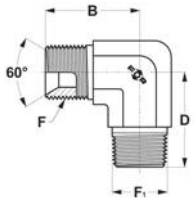

T MM.	T IN.	RIFERIMENTO REFERENCE	F GAS CIL.BSPP	F1 GAS CON.BSPT	B	D
5	3/16	**SA207117/1010**	1/8	1/8	22	22
6	1/4	**A207117/1313**	1/4	1/4	27	27
10	3/8	**A207117/1717**	3/8	3/8	31	31
12	1/2	**A207117/2121**	1/2	1/2	36	36
20	3/4	**A207117/2626**	3/4	3/4	42	42
25	1"	**A207117/3333**	1"	1"	46	46
32	1"1/4	**A207117/4242**	1"1/4	1"1/4	51	51
38	1"1/2	**A207117/4848**	1"1/2	1"1/2	59	59

FOR S.P.A. - NORME E DIMENSIONI SOGGETTE A MODIFICHE SENZA PREAVVISO.
FOR S.P.A. - DESIGN DETAILS AND SPECIFICATIONS SUBJECT TO CHANGE WITHOUT PRIOR NOTICE.

207238

Giunzione 90° maschio
BSP 60° + sede bonded
90° elbow union male
BSP 60° ends for bonded seals

T MM.	T IN.	T_1 MM.	T_1 IN.	RIFERIMENTO REFERENCE	F GAS CIL.BSPP	F_1 GAS CIL.BSPP	B	B_1
5	3/16	5	3/16	**A207238/10**	1/8	1/8	17	17
6	1/4	6	1/4	**A207238/13**	1/4	1/4	24	24
10	3/8	10	3/8	**A207238/17**	3/8	3/8	27	27
12	1/2	12	1/2	**A207238/21**	1/2	1/2	32	32
16	5/8	16	5/8	**A207238/23**	5/8	5/8	34	34
20	3/4	20	3/4	**A207238/26**	3/4	3/4	36	36
25	1"	25	1"	**A207238/33**	1"	1"	43	43
32	1"1/4	32	1"1/4	**A207238/42**	1"1/4	1"1/4	52	52
38	1"1/2	38	1"1/2	**A207238/48**	1"1/2	1"1/2	54	54

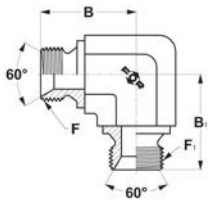

207173

Terminale orientabile 90°
femmina BSP - SAE UNF-UN
per sedi ISO 11926
90° (ADJ) elbow swivel nut
BSP - male SAE UNF-UN
with O.R. ISO 11926 ports

SEDI PAG.30 / *PORTS PAG.30*

T MM.	T IN.	RIFERIMENTO REFERENCE	F GAS CIL.BSPP	F_1 UNF-UN	B	D	CH	CH_1
5	3/16	**A207173/1011**	1/8	7/16-20	25,5	27.5	14	14
5	3/16	**A207173/1012**	1/8	1/2-20	25,5	27.5	16	14
6	1/4	**A207173/1312**	1/4	1/2-20	28	31,5	16	19
6	1/4	**A207173/1314**	1/4	9/16-18	28	31.5	19	19
10	3/8	**A207173/1714**	3/8	9/16-18	36	33.5	19	22
10	3/8	**A207173/1719**	3/8	3/4-16	36	36.5	22	22
12	1/2	**A207173/2119**	1/2	3/4-16	42	40	22	27
12	1/2	**A207173/2122**	1/2	7/8-14	42	43	27	27
12	1/2	**A207173/2127**	1/2	1"1/16-12	48	49	32	27
16	5/8	**A207173/2322**	5/8	7/8-14	46	43	27	27
20	3/4	**A207173/2622**	3/4	7/8-14	50	45,5	27	32
20	3/4	**A207173/2627**	3/4	1"1/16-12	50	49	32	32
20	3/4	**A207173/2633**	3/4	1"5/16-12	57	52	38	32
25	1"	**A207173/3333**	1"	1"5/16-12	59	52	38	41
25	1"	**A207173/3341**	1"	1"5/8-12	59	52	50	41
32	1"1/4	**A207173/4241**	1"1/4	1"5/8-12	62	57	50	50
32	1"1/4	**A207173/4248**	1"1/4	1"7/8-12	69	61	55	50
38	1"1/2	**A207173/4848**	1"1/2	1"7/8-12	72	61	55	55

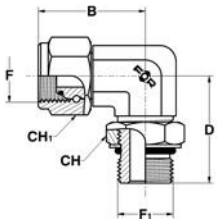

FOR S.P.A. - NORME E DIMENSIONI SOGGETTE A MODIFICHE SENZA PREAVVISO.
FOR S.P.A. - DESIGN DETAILS AND SPECIFICATIONS SUBJECT TO CHANGE WITHOUT PRIOR NOTICE.

RACCORDI A TENUTA CONICA 60° (BSP)

BRITISH STANDARD PIPE (BSP)
CONNECTORS 60° SEAT

207140

Terminale orientabile 90°
femmina BSP - GAS cil. (BSPP)
con O.R. e rondella
per sedi ISO 1179
90° (ADJ) elbow swivel nut
BSP - male BSPP
with O.R. and retaining ring
ISO 1179 ports

SEDI PAG.32 / *PORTS PAG.32*

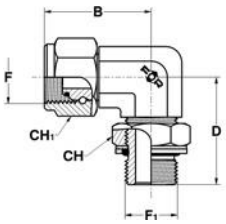

T MM.	T IN.	RIFERIMENTO REFERENCE	F GAS CIL.BSPP	F1 GAS CIL.BSPP	B	D	CH	CH1
5	3/16	**A207140/1010**	1/8	1/8	25,5	27.5	14	14
5	3/16	**A207140/1013**	1/8	1/4	25,5	32	19	14
6	1/4	**A207140/1313**	1/4	1/4	28	32	19	19
6	1/4	**A207140/1317**	1/4	3/8	28	37	24	19
10	3/8	**A207140/1713**	3/8	1/4	36	35	19	22
10	3/8	**A207140/1717**	3/8	3/8	36	37	24	22
10	3/8	**A207140/1721**	3/8	1/2	39	43	27	22
12	1/2	**A207140/2117**	1/2	3/8	42	40	24	27
12	1/2	**A207140/2121**	1/2	1/2	42	43	27	27
12	1/2	**A207140/2126**	1/2	3/4	47	50	36	27
16	5/8	**A207140/2321**	5/8	1/2	46	43.5	27	27
20	3/4	**A207140/2621**	3/4	1/2	50	46	27	32
20	3/4	**A207140/2626**	3/4	3/4	50	50	36	32
20	3/4	**A207140/2633**	3/4	1"	52	53	41	32
25	1"	**A207140/3326**	1"	3/4	59	52	36	41
25	1"	**A207140/3333**	1"	1"	59	53	41	41
25	1"	**A207140/3342**	1"	1"1/4	63	58	50	41
32	1"1/4	**A207140/4242**	1"1/4	1"1/4	64	58	50	50
38	1"1/2	**A207140/4848**	1"1/2	1"1/2	74	67	60	55

207216

Terminale orientabile 90°
femmina BSP - GAS cil. (JIS)
con O.R. per sedi JIS 2351
90° (ADJ) elbow swivel nut
BSP - male JIS
with O.R. JIS 2351 ports

SEDI PAG.31 / *PORTS PAG.31*

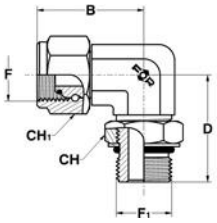

T MM.	T IN.	RIFERIMENTO REFERENCE	F GAS CIL.BSPP	F1 GAS CIL.JIS	B	D	CH	CH1
5	3/16	**A207216/1010**	1/8	1/8	25,5	27.5	14	14
5	3/16	**A207216/1013**	1/8	1/4	25,5	32	19	14
6	1/4	**A207216/1313**	1/4	1/4	28	32	19	19
6	1/4	**A207216/1317**	1/4	3/8	28	37	22	19
10	3/8	**A207216/1713**	3/8	1/4	36	35	19	22
10	3/8	**A207216/1717**	3/8	3/8	36	37	22	22
10	3/8	**A207216/1721**	3/8	1/2	39	43	27	22
12	1/2	**A207216/2117**	1/2	3/8	42	40	22	27
12	1/2	**A207216/2121**	1/2	1/2	42	43	27	27
12	1/2	**A207216/2126**	1/2	3/4	47	50	36	27
16	5/8	**A207216/2321**	5/8	1/2	46	43.5	27	27
20	3/4	**A207216/2621**	3/4	1/2	50	46	27	32
20	3/4	**A207216/2626**	3/4	3/4	50	50	36	32
20	3/4	**A207216/2633**	3/4	1"	52	53	41	32
25	1"	**A207216/3326**	1"	3/4	59	52	36	41
25	1"	**A207216/3333**	1"	1"	59	53	41	41
25	1"	**A207216/3342**	1"	1"1/4	63	58	50	41
32	1"1/4	**A207216/4242**	1"1/4	1"1/4	64	58	50	50
38	1"1/2	**A207216/4848**	1"1/2	1"1/2	74	67	55	55

FOR S.P.A. - NORME E DIMENSIONI SOGGETTE A MODIFICHE SENZA PREAVVISO.
FOR S.P.A. - DESIGN DETAILS AND SPECIFICATIONS SUBJECT TO CHANGE WITHOUT PRIOR NOTICE.

207151

Terminale orientabile 90° femmina BSP - Metrico cil. con O.R. e rondella per sedi ISO 9974
90° (ADJ) elbow swivel nut BSP - male Metric with O.R. and retaining ring ISO 9974 ports

SEDI PAG.32 / *PORTS PAG.32*

T MM.	T IN.	RIFERIMENTO REFERENCE	F GAS CIL.BSPP	F1 METRICO METRIC	B	D	CH	CH1
5	3/16	A207151/1010	1/8	10x1	25,5	27	14	14
5	3/16	A207151/1012	1/8	12x1,5	25,5	31,5	17	14
6	1/4	A207151/1312	1/4	12x1,5	28	32.5	17	19
6	1/4	A207151/1314	1/4	14x1,5	28	34	19	19
6	1/4	A207151/1316	1/4	16x1,5	28	37	22	19
10	3/8	A207151/1714	3/8	14x1,5	36	34	19	22
10	3/8	A207151/1716	3/8	16x1,5	36	37	22	22
10	3/8	A207151/1718	3/8	18x1,5	36	39	24	22
12	1/2	A207151/2118	1/2	18x1,5	42	41	24	27
12	1/2	A207151/2120	1/2	20x1,5	42	43	27	27
12	1/2	A207151/2122	1/2	22x1,5	42	43	27	27
16	5/8	A207151/2322	5/8	22x1,5	46	45	27	27
20	3/4	A207151/2622	3/4	22x1,5	50	46	27	32
20	3/4	A207151/2626	3/4	26x1,5	50	50	36	32
20	3/4	A207151/2627	3/4	27x2	50	50	32	32
25	1"	A207151/3327	1"	27x2	59	52	32	41
25	1"	A207151/3333	1"	33x2	59	54	41	41
32	1"1/4	A207151/4242	1"1/4	42x2	64	58	50	50
38	1"1/2	A207151/4848	1"1/2	48x2	74	67	55	55

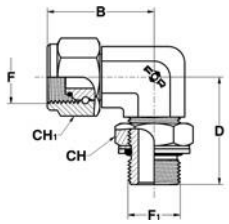

207162

Terminale orientabile 90° femmina BSP - Metrico cil. con O.R. per sedi ISO 6149
90° (ADJ) elbow swivel nut BSP - male Metric with O.R. ISO 6149 ports

SEDI PAG.30 / *PORTS PAG.30*

T MM.	T IN.	RIFERIMENTO REFERENCE	F GAS CIL.BSPP	F1 METRICO METRIC	B	D	CH	CH1
5	3/16	A207162/1010	1/8	10x1	25,5	27	14	14
5	3/16	A207162/1012	1/8	12x1,5	25,5	31,5	17	14
6	1/4	A207162/1312	1/4	12x1,5	28	32.5	17	19
6	1/4	A207162/1314	1/4	14x1,5	28	34	19	19
6	1/4	A207162/1316	1/4	16x1,5	28	37	22	19
10	3/8	A207162/1714	3/8	14x1,5	36	34	19	22
10	3/8	A207162/1716	3/8	16x1,5	36	37	22	22
10	3/8	A207162/1718	3/8	18x1,5	36	39	24	22
12	1/2	A207162/2118	1/2	18x1,5	42	41	24	27
12	1/2	A207162/2120	1/2	20x1,5	42	43	27	27
12	1/2	A207162/2122	1/2	22x1,5	42	43	27	27
16	5/8	A207162/2322	5/8	22x1,5	46	45	27	27
20	3/4	A207162/2622	3/4	22x1,5	50	46	27	32
20	3/4	A207162/2627	3/4	27x2	50	50	32	32
25	1"	A207162/3327	1"	27x2	59	52	32	41
25	1"	A207162/3333	1"	33x2	59	54	41	41
32	1"1/4	A207162/4242	1"1/4	42x2	64	58	50	50
38	1"1/2	A207162/4848	1"1/2	48x2	74	67	55	55

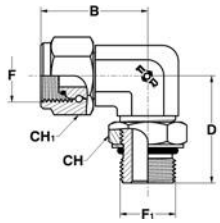

FOR S.P.A. - NORME E DIMENSIONI SOGGETTE A MODIFICHE SENZA PREAVVISO.
FOR S.P.A. - DESIGN DETAILS AND SPECIFICATIONS SUBJECT TO CHANGE WITHOUT PRIOR NOTICE.

RACCORDI A TENUTA CONICA 60° (BSP)

BRITISH STANDARD PIPE (BSP)
CONNECTORS 60° SEAT

208008

Giunzione 90° passaparatia
BSP - BSP
90° bulkhead elbow male
BSP -BSP

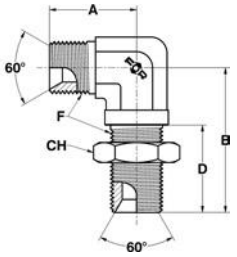

T		T1		RIFERIMENTO REFERENCE	F	F1	A	B	D	CH
MM.	IN.	MM.	IN.		GAS CIL.BSPP	GAS CIL.BSPP				
5	3/16	5	3/16	**A208008/10**	1/8	1/8	20	41	28	17
6	1/4	6	1/4	**A208008/13**	1/4	1/4	25	45	28	19
10	3/8	10	3/8	**A208008/17**	3/8	3/8	30	52	32	24
12	1/2	12	1/2	**A208008/21**	1/2	1/2	35	58	35	30
16	5/8	16	5/8	**A208008/23**	5/8	5/8	37	58	35	32
20	3/4	20	3/4	**A208008/26**	3/4	3/4	40	65	38	36
25	1"	25	1"	**A208008/33**	1"	1"	45	71	41	41
32	1"1/4	32	1"1/4	**A208008/42**	1"1/4	1"1/4	51	79	44	50
38	1"1/2	38	1"1/2	**A208008/48**	1"1/2	1"1/2	54	90.5	46	60

210001

Prolunga orientabile 90°
BSP - SAE UNF-UN
per sedi ISO 11926
90° (ADJ) long elbow male
BSP - male SAE UNF-UN
with O.R. ISO 11926 ports

SEDI PAG.30 / *PORTS PAG.30*

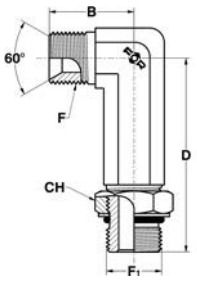

T		RIFERIMENTO REFERENCE	F	F1	B	D	CH
MM.	IN.		GAS CIL.BSPP	UNF-UN			
5	3/16	**A210001/1011**	1/8	7/16-20	22	45	14
5	3/16	**A210001/1012**	1/8	1/2-20	24	46	16
6	1/4	**A210001/1312**	1/4	1/2-20	27	56	16
6	1/4	**A210001/1314**	1/4	9/16-18	27	56	19
10	3/8	**A210001/1719**	3/8	3/4-16	29	67	22
12	1/2	**A210001/2119**	1/2	3/4-16	34	75	22
12	1/2	**A210001/2122**	1/2	7/8-14	34	78	27
16	5/8	**A210001/2322**	5/8	7/8-14	37	78	27
20	3/4	**A210001/2627**	3/4	1"1/16-12	41	92	32
20	3/4	**A210001/2633**	3/4	1"5/16-12	43	105	38
25	1"	**A210001/3333**	1"	1"5/16-12	46	105	38
25	1"	**A210001/3341**	1"	1"5/8-12	50	124	50
32	1"1/4	**A210001/4241**	1"1/4	1"5/8-12	51	124	50
38	1"1/2	**A210001/4848**	1"1/2	1"7/8-12	59	135	55

FOR S.P.A. - NORME E DIMENSIONI SOGGETTE A MODIFICHE SENZA PREAVVISO.
FOR S.P.A. - DESIGN DETAILS AND SPECIFICATIONS SUBJECT TO CHANGE WITHOUT PRIOR NOTICE.

210012

Prolunga orientabile 90°
BSP - GAS cil. (BSPP)
con O.R. e rondella
per sedi ISO 1179
90° (ADJ) long elbow male
BSP - male BSPP
with O.R. and retaining ring
ISO 1179 ports

SEDI PAG.32 / *PORTS PAG.32*

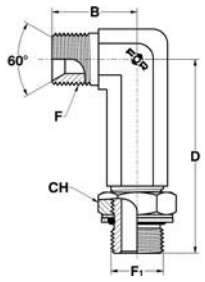

T MM.	T IN.	RIFERIMENTO REFERENCE	F GAS CIL.BSPP	F1 GAS CIL.BSPP	B	D	CH
5	3/16	**A210012/1010**	1/8	1/8	22	46	14
5	3/16	**A210012/1013**	1/8	1/4	24	56.5	19
6	1/4	**A210012/1313**	1/4	1/4	27	56.5	19
6	1/4	**A210012/1317**	1/4	3/8	28	67	24
10	3/8	**A210012/1717**	3/8	3/8	29	67	24
10	3/8	**A210012/1721**	3/8	1/2	32	78	27
12	1/2	**A210012/2121**	1/2	1/2	34	78	27
12	1/2	**A210012/2126**	1/2	3/4	39	92	36
16	5/8	**A210012/2321**	5/8	1/2	37	78	27
20	3/4	**A210012/2626**	3/4	3/4	41	92	36
20	3/4	**A210012/2633**	3/4	1"	43	105	41
25	1"	**A210012/3333**	1"	1"	46	105	41
25	1"	**A210012/3342**	1"	1"1/4	50	124	50
32	1"1/4	**A210012/4242**	1"1/4	1"1/4	51	124	50
38	1"1/2	**A210012/4848**	1"1/2	1"1/2	59	135	60
12	1/2	**SA210012/2117**	1/2	3/8	36.5	74.5	24
16	5/8	**SA210012/2323**	5/8	5/8	36.5	78	30

210056

Prolunga orientabile 90°
BSP - GAS cil. (JIS)
con O.R. per sedi JIS 2351
90° (ADJ) long elbow male
BSP - male JIS
with O.R. JIS 2351 ports

SEDI PAG.31 / *PORTS PAG.31*

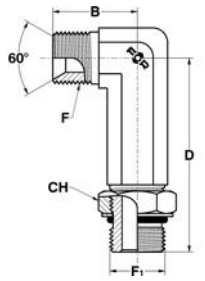

T MM.	T IN.	RIFERIMENTO REFERENCE	F GAS CIL.BSPP	F1 GAS CIL.JIS	B	D	CH
5	3/16	**A210056/1010**	1/8	1/8	22	46	14
5	3/16	**A210056/1013**	1/8	1/4	24	56.5	19
6	1/4	**A210056/1313**	1/4	1/4	27	56.5	19
6	1/4	**A210056/1317**	1/4	3/8	28	67	22
10	3/8	**A210056/1717**	3/8	3/8	29	67	22
10	3/8	**A210056/1721**	3/8	1/2	32	78	27
12	1/2	**A210056/2121**	1/2	1/2	34	78	27
12	1/2	**A210056/2126**	1/2	3/4	39	92	36
16	5/8	**A210056/2321**	5/8	1/2	37	78	27
20	3/4	**A210056/2626**	3/4	3/4	41	92	36
20	3/4	**A210056/2633**	3/4	1"	43	105	41
25	1"	**A210056/3333**	1"	1"	46	105	41
25	1"	**A210056/3342**	1"	1"1/4	50	124	50
32	1"1/4	**A210056/4242**	1"1/4	1"1/4	51	124	50
38	1"1/2	**A210056/4848**	1"1/2	1"1/2	59	135	55

FOR S.P.A. - NORME E DIMENSIONI SOGGETTE A MODIFICHE SENZA PREAVVISO.
FOR S.P.A. - DESIGN DETAILS AND SPECIFICATIONS SUBJECT TO CHANGE WITHOUT PRIOR NOTICE.

RACCORDI A TENUTA CONICA 60° (BSP)

BRITISH STANDARD PIPE (BSP)
CONNECTORS 60° SEAT

210023

Prolunga orientabile 90°
BSP - Metrico cil.
con O.R. e rondella
per sedi ISO 9974
90° (ADJ) long elbow male
BSP - male Metric
with O.R. and retaining ring
ISO 9974 ports

SEDI PAG.32 / *PORTS PAG.32*

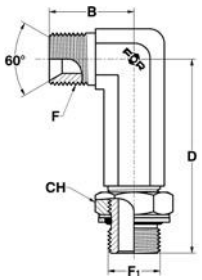

T MM.	T IN.	RIFERIMENTO REFERENCE	F GAS CIL.BSPP	F1 METRICO METRIC	B	D	CH
5	3/16	**A210023/1010**	1/8	10x1	22	46	14
5	3/16	**A210023/1012**	1/8	12x1,5	25	56,5	17
6	1/4	**A210023/1312**	1/4	12x1,5	27	56,5	17
6	1/4	**A210023/1314**	1/4	14x1,5	27	56,5	19
10	3/8	**A210023/1716**	3/8	16x1,5	29	65	22
10	3/8	**A210023/1718**	3/8	18x1,5	29	67	24
12	1/2	**A210023/2118**	1/2	18x1,5	34	76	24
12	1/2	**A210023/2122**	1/2	22x1,5	34	78	27
16	5/8	**A210023/2322**	5/8	22x1,5	37	78	27
20	3/4	**A210023/2622**	3/4	22x1,5	41	93	27
20	3/4	**A210023/2626**	3/4	26x1,5	41	95	36
20	3/4	**A210023/2627**	3/4	27x2	41	95	32
25	1"	**A210023/3327**	1"	27x2	46	105	32
25	1"	**A210023/3333**	1"	33x2	46	105	41
32	1"1/4	**A210023/4242**	1"1/4	42x2	51	124	50
38	1"1/2	**A210023/4848**	1"1/2	48x2	59	141	55

210034

Prolunga orientabile 90°
BSP - Metrico cil.
con O.R. per sedi ISO 6149
90° (ADJ) long elbow male
BSP - male Metric
with O.R. ISO 6149 ports

SEDI PAG.30 / *PORTS PAG.30*

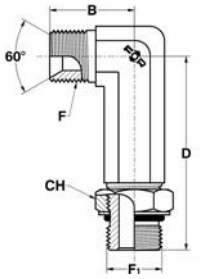

T MM.	T IN.	RIFERIMENTO REFERENCE	F GAS CIL.BSPP	F1 METRICO METRIC	B	D	CH
5	3/16	**A210034/1010**	1/8	10x1	22	46	14
5	3/16	**A210034/1012**	1/8	12x1,5	25	56,5	17
6	1/4	**A210034/1312**	1/4	12x1,5	27	56,5	17
6	1/4	**A210034/1314**	1/4	14x1,5	27	56,5	19
10	3/8	**A210034/1716**	3/8	16x1,5	29	65	22
10	3/8	**A210034/1718**	3/8	18x1,5	29	67	24
12	1/2	**A210034/2118**	1/2	18x1,5	34	76	24
12	1/2	**A210034/2122**	1/2	22x1,5	34	78	27
16	5/8	**A210034/2322**	5/8	22x1,5	37	78	27
20	3/4	**A210034/2622**	3/4	22x1,5	41	93	27
20	3/4	**A210034/2627**	3/4	27x2	41	95	32
25	1"	**A210034/3327**	1"	27x2	46	105	32
25	1"	**A210034/3333**	1"	33x2	46	105	41
32	1"1/4	**A210034/4242**	1"1/4	42x2	51	124	50
38	1"1/2	**A210034/4848**	1"1/2	48x2	59	141	55

FOR S.P.A. - NORME E DIMENSIONI SOGGETTE A MODIFICHE SENZA PREAVVISO.
FOR S.P.A. - DESIGN DETAILS AND SPECIFICATIONS SUBJECT TO CHANGE WITHOUT PRIOR NOTICE.

211009

Giunzione a "T" maschi BSP
Union tee male BSP

T MM.	T IN.	RIFERIMENTO REFERENCE	F GAS CIL.BSPP	B
5	3/16	**A211009/10**	1/8	22,5
6	1/4	**A211009/13**	1/4	27
10	3/8	**A211009/17**	3/8	29
12	1/2	**A211009/21**	1/2	34
16	5/8	**A211009/23**	5/8	37
20	3/4	**A211009/26**	3/4	41
25	1"	**A211009/33**	1"	46
32	1"1/4	**A211009/42**	1"1/4	51
38	1"1/2	**A211009/48**	1"1/2	59

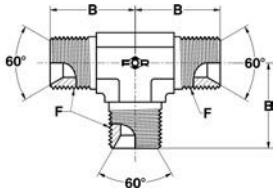

211108

Giunzione a "T" maschi BSP - femmina BSP
Swivel nut branch tee BSP - male BSP

T MM.	T IN.	T_1 MM.	T_1 IN.	RIFERIMENTO REFERENCE	F GAS CIL.BSPP	F_1 GAS CIL.BSPP	F_2 GAS CIL.BSPP	B	B_1	D	CH
5	3/16	5	3/16	**A211108/10**	1/8	1/8	1/8	22.5	22.5	25,5	14
6	1/4	6	1/4	**A211108/13**	1/4	1/4	1/4	27	27	28	19
10	3/8	10	3/8	**A211108/17**	3/8	3/8	3/8	29	29	37	22
12	1/2	12	1/2	**A211108/21**	1/2	1/2	1/2	34	34	44,5	27
16	5/8	16	5/8	**A211108/23**	5/8	5/8	5/8	37	37	48,5	27
20	3/4	20	3/4	**A211108/26**	3/4	3/4	3/4	41	41	55,5	32
25	1"	25	1"	**A211108/33**	1"	1"	1"	46	46	61,5	41
32	1"1/4	32	1"1/4	**A211108/42**	1"1/4	1"1/4	1"1/4	51	51	67	50
38	1"1/2	38	1"1/2	**A211108/48**	1"1/2	1"1/2	1"1/2	59	59	72	60
6	1/4	10	3/8	**SA211108/131713**	1/4	3/8	1/4	27	29	28	19
38	1"1/2	25	1"	**SA211108/483348**	1"1/2	1"	1"1/2	59	55	72	55

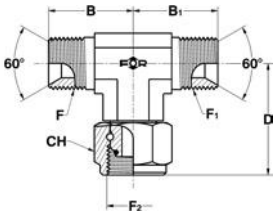

FOR S.P.A. - NORME E DIMENSIONI SOGGETTE A MODIFICHE SENZA PREAVVISO.
FOR S.P.A. - DESIGN DETAILS AND SPECIFICATIONS SUBJECT TO CHANGE WITHOUT PRIOR NOTICE.

RACCORDI A TENUTA CONICA 60° (BSP)

BRITISH STANDARD PIPE (BSP)
CONNECTORS 60° SEAT

211010

Terminale orientabile a "T"
BSP - SAE UNF-UN
per sedi ISO 11926
Branch (ADJ) tee male
BSP - male SAE UNF-UN
with O.R. ISO 11926 ports

SEDI PAG.30 / *PORTS PAG.30*

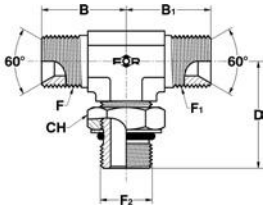

T		T1		RIFERIMENTO REFERENCE	F	F1	F2	B	B1	D	CH
MM.	IN.	MM.	IN.		GAS CIL.BSPP	GAS CIL.BSPP	UNF-UN				
5	3/16	5	3/16	**A211010/1011**	1/8	1/8	7/16-20	22	22	26	14
5	3/16	5	3/16	**A211010/1012**	1/8	1/8	1/2-20	24	24	27.5	16
6	1/4	6	1/4	**A211010/1312**	1/4	1/4	1/2-20	27	27	31.5	16
6	1/4	6	1/4	**A211010/1314**	1/4	1/4	9/16-18	27	27	31.5	19
6	1/4	6	1/4	**A211010/1319**	1/4	1/4	3/4-16	28.5	28.5	36.5	2
10	3/8	10	3/8	**A211010/1714**	3/8	3/8	9/16-18	29	29	33.5	19
10	3/8	10	3/8	**A211010/1719**	3/8	3/8	3/4-16	29	29	36.5	22
10	3/8	10	3/8	**A211010/1722**	3/8	3/8	7/8-14	34	34	43	27
12	1/2	12	1/2	**A211010/2119**	1/2	1/2	3/4-16	34	34	40	22
12	1/2	12	1/2	**A211010/2122**	1/2	1/2	7/8-14	34	34	43	27
12	1/2	12	1/2	**A211010/2127**	1/2	1/2	1"1/16-12	39	39	49	32
16	5/8	16	5/8	**A211010/2322**	5/8	5/8	7/8-14	37	37	43	27
20	3/4	20	3/4	**A211010/2622**	3/4	3/4	7/8-14	41	41	45.5	27
20	3/4	20	3/4	**A211010/2627**	3/4	3/4	1"1/16-12	41	41	49	32
20	3/4	20	3/4	**A211010/2633**	3/4	3/4	1"5/16-12	43	43	52	38
25	1"	25	1"	**A211010/3327**	1"	1"	1"1/16-12	46	46	52	32
25	1"	25	1"	**A211010/3333**	1"	1"	1"5/16-12	46	46	52	38
25	1"	25	1"	**A211010/3341**	1"	1"	1"5/8-12	50	50	57	50
32	1"1/4	32	1"1/4	**A211010/4233**	1"1/4	1"1/4	1"5/16-12	52	52	57	38
32	1"1/4	32	1"1/4	**A211010/4241**	1"1/4	1"1/4	1"5/8-12	51	51	57	50
32	1"1/4	32	1"1/4	**A211010/4248**	1"1/4	1"1/4	1"7/8-12	56	56	61	55
38	1"1/2	38	1"1/2	**A211010/4848**	1"1/2	1"1/2	1"7/8-12	59	59	61	55

FOR S.P.A. - NORME E DIMENSIONI SOGGETTE A MODIFICHE SENZA PREAVVISO.
FOR S.P.A. - DESIGN DETAILS AND SPECIFICATIONS SUBJECT TO CHANGE WITHOUT PRIOR NOTICE.

RACCORDI A TENUTA CONICA 60° (BSP)

BRITISH STANDARD PIPE (BSP)
CONNECTORS 60° SEAT

211021

Terminale orientabile a "T"
BSP - GAS cil. (BSPP)
con O.R. e rondella
per sedi ISO 1179
Branch (ADJ) tee male
BSP - male BSPP
with O.R. and retaining ring
ISO 1179 ports

SEDI PAG.32 / *PORTS PAG.32*

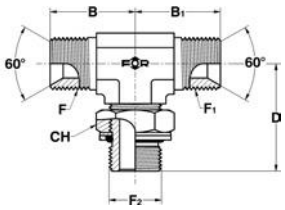

T		T1		RIFERIMENTO REFERENCE	F	F1	F2	B	B1	D	CH
MM.	IN.	MM.	IN.		GAS CIL.BSPP	GAS CIL.BSPP	GAS CIL.BSPP				
5	3/16	5	3/16	**A211021/1010**	1/8	1/8	1/8	22	22	27	14
5	3/16	5	3/16	**A211021/1013**	1/8	1/8	1/4	24	24	31.5	19
6	1/4	6	1/4	**A211021/1313**	1/4	1/4	1/4	27	27	31.5	19
6	1/4	6	1/4	**A211021/1317**	1/4	1/4	3/8	28	28	37	24
10	3/8	10	3/8	**A211021/1713**	3/8	3/8	1/4	29	29	35	19
10	3/8	10	3/8	**A211021/1717**	3/8	3/8	3/8	29	29	37	24
10	3/8	10	3/8	**A211021/1721**	3/8	3/8	1/2	32	32	43	27
12	1/2	12	1/2	**A211021/2117**	1/2	1/2	3/8	34	34	40	24
12	1/2	12	1/2	**A211021/2121**	1/2	1/2	1/2	34	34	43	27
12	1/2	12	1/2	**A211021/2126**	1/2	1/2	3/4	39	39	50	36
16	5/8	16	5/8	**A211021/2321**	5/8	5/8	1/2	37	37	45	27
20	3/4	20	3/4	**A211021/2621**	3/4	3/4	1/2	41	41	46	27
20	3/4	20	3/4	**A211021/2626**	3/4	3/4	3/4	41	41	50	36
20	3/4	20	3/4	**A211021/2633**	3/4	3/4	1"	43	43	53	41
25	1"	25	1"	**A211021/3326**	1"	1"	3/4	46	46	52	36
25	1"	25	1"	**A211021/3333**	1"	1"	1"	46	46	53	41
25	1"	25	1"	**A211021/3342**	1"	1"	1"1/4	50	50	58	50
32	1"1/4	32	1"1/4	**A211021/4233**	1"1/4	1"1/4	1"	52	52	57	41
32	1"1/4	32	1"1/4	**A211021/4242**	1"1/4	1"1/4	1"1/4	51	51	58	50
32	1"1/4	32	1"1/4	**A211021/4248**	1"1/4	1"1/4	1"1/2	59	59	61	60
38	1"1/2	38	1"1/2	**A211021/4848**	1"1/2	1"1/2	1"1/2	59	59	67	60
6	1/4	10	3/8	**SA211021/131713**	1/4	3/8	1/4	27	29	35	19
6	1/4	12	1/2	**SA211021/132117**	1/4	1/2	3/8	29.5	34	40	24
10	3/8	12	1/2	**SA211021/172121**	3/8	1/2	1/2	31.5	34	43	27
10	3/8	20	3/4	**SA211021/172621**	3/8	3/4	1/2	36.5	42	45	27
12	1/2	6	1/4	**SA211021/211321**	1/2	1/4	1/2	36.5	32	43	27
12	1/2	20	3/4	**SA211021/212633**	1/2	3/4	1"	40	43	53	41
12	1/2	25	1"	**SA211021/213326**	1/2	1"	3/4	41.5	46	52	36
20	3/4	12	1/2	**SA211021/262121**	3/4	1/2	1/2	41	38	46	27
20	3/4	12	1/2	**SA211021/262126**	3/4	1/2	3/4	41	38	50	36
20	3/4	12	1/2	**SA211021/262142**	3/4	1/2	1"1/4	49	49	58	50
20	3/4	16	5/8	**SA211021/262321**	3/4	5/8	1/2	41	38	45	27
20	3/4	25	1"	**SA211021/263333**	3/4	1"	1"	44.5	46	53	41

FOR S.P.A. - NORME E DIMENSIONI SOGGETTE A MODIFICHE SENZA PREAVVISO.
FOR S.P.A. - DESIGN DETAILS AND SPECIFICATIONS SUBJECT TO CHANGE WITHOUT PRIOR NOTICE.

RACCORDI A TENUTA CONICA 60° (BSP)

BRITISH STANDARD PIPE (BSP) CONNECTORS 60° SEAT

211120

Terminale orientabile a "T"
BSP - GAS cil. (JIS)
con O.R. per sedi JIS 2351
Branch (ADJ) tee male
BSP - male JIS
with O.R. JIS 2351 ports

SEDI PAG.31 / *PORTS PAG.31*

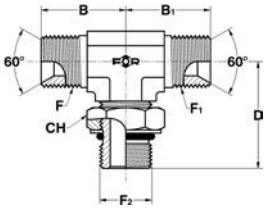

T		T1		RIFERIMENTO REFERENCE	F	F1	F2	B	B1	D	CH
MM.	IN.	MM.	IN.		GAS CIL.BSPP	GAS CIL.BSPP	GAS CIL.JIS				
5	3/16	5	3/16	**A211120/1010**	1/8	1/8	1/8	22	22	27	14
5	3/16	5	3/16	**A211120/1013**	1/8	1/8	1/4	24	24	31.5	19
6	1/4	6	1/4	**A211120/1313**	1/4	1/4	1/4	27	27	31.5	19
6	1/4	6	1/4	**A211120/1317**	1/4	1/4	3/8	28	28	37	22
10	3/8	10	3/8	**A211120/1713**	3/8	3/8	1/4	29	29	35	19
10	3/8	10	3/8	**A211120/1717**	3/8	3/8	3/8	29	29	37	22
10	3/8	10	3/8	**A211120/1721**	3/8	3/8	1/2	32	32	43	27
12	1/2	12	1/2	**A211120/2117**	1/2	1/2	3/8	34	34	40	22
12	1/2	12	1/2	**A211120/2121**	1/2	1/2	1/2	34	34	43	27
12	1/2	12	1/2	**A211120/2126**	1/2	1/2	3/4	39	39	50	36
16	5/8	16	5/8	**A211120/2321**	5/8	5/8	1/2	37	37	45	27
20	3/4	20	3/4	**A211120/2621**	3/4	3/4	1/2	41	41	46	27
20	3/4	20	3/4	**A211120/2626**	3/4	3/4	3/4	41	41	50	36
20	3/4	20	3/4	**A211120/2633**	3/4	3/4	1"	43	43	53	41
25	1"	25	1"	**A211120/3326**	1"	1"	3/4	46	46	52	36
25	1"	25	1"	**A211120/3333**	1"	1"	1"	46	46	53	41
25	1"	25	1"	**A211120/3342**	1"	1"	1"1/4	50	50	58	50
32	1"1/4	32	1"1/4	**A211120/4242**	1"1/4	1"1/4	1"1/4	51	51	58	50
38	1"1/2	38	1"1/2	**A211120/4848**	1"1/2	1"1/2	1"1/2	59	59	67	55

211032

Terminale orientabile a "T"
BSP - Metrico cil.
con O.R. e rondella
per sedi ISO 9974
Branch (ADJ) tee male
BSP - male Metric
with O.R. and retaining ring
ISO 9974 ports

SEDI PAG.32 / *PORTS PAG.32*

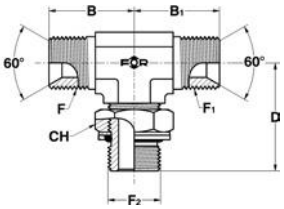

T		T1		RIFERIMENTO REFERENCE	F	F1	F2	B	B1	D	CH
MM.	IN.	MM.	IN.		GAS CIL.BSPP	GAS CIL.BSPP	METRICO METRIC				
5	3/16	5	3/16	**A211032/1010**	1/8	1/8	10x1	22	22	27	14
5	3/16	5	3/16	**A211032/1012**	1/8	1/8	12x1,5	24	24	31.5	17
6	1/4	6	1/4	**A211032/1312**	1/4	1/4	12x1,5	27	27	31.5	17
6	1/4	6	1/4	**A211032/1314**	1/4	1/4	14x1,5	27	27	31.5	19
6	1/4	6	1/4	**A211032/1316**	1/4	1/4	16x1,5	28	28	37	22
10	3/8	10	3/8	**A211032/1714**	3/8	3/8	14x1,5	29	29	34	19
10	3/8	10	3/8	**A211032/1716**	3/8	3/8	16x1,5	29	29	37	22
10	3/8	10	3/8	**A211032/1718**	3/8	3/8	18x1,5	29	29	38	24
12	1/2	12	1/2	**A211032/2118**	1/2	1/2	18x1,5	34	34	41	24
12	1/2	12	1/2	**A211032/2120**	1/2	1/2	20x1,5	34	34	43	27
12	1/2	12	1/2	**A211032/2122**	1/2	1/2	22x1,5	34	34	43	27
16	5/8	16	5/8	**A211032/2320**	5/8	5/8	20x1,5	36.5	36.5	43	27
16	5/8	16	5/8	**A211032/2322**	5/8	5/8	22x1,5	37	37	45	27
20	3/4	20	3/4	**A211032/2622**	3/4	3/4	22x1,5	41	41	46	27
20	3/4	20	3/4	**A211032/2626**	3/4	3/4	26x1,5	41	41	50	36
20	3/4	20	3/4	**A211032/2627**	3/4	3/4	27x2	41	41	50	32
25	1"	25	1"	**A211032/3327**	1"	1"	27x2	46	46	52	32
25	1"	25	1"	**A211032/3333**	1"	1"	33x2	46	46	53	41
32	1"1/4	32	1"1/4	**A211032/4242**	1"1/4	1"1/4	42x2	51	51	58	50
38	1"1/2	38	1"1/2	**A211032/4848**	1"1/2	1"1/2	48x2	59	59	67	55
6	1/4	6	1/4	**SA211032/131318**	1/4	1/4	18x1,5	27	27	39	24
6	1/4	12	1/2	**SA211032/132118**	1/4	1/2	18x1,5	29.5	34	41	24
10	3/8	12	1/2	**SA211032/172122**	3/8	1/2	22x1,5	31.5	34	43	27

FOR S.P.A. - NORME E DIMENSIONI SOGGETTE A MODIFICHE SENZA PREAVVISO.
FOR S.P.A. - DESIGN DETAILS AND SPECIFICATIONS SUBJECT TO CHANGE WITHOUT PRIOR NOTICE.

RACCORDI A TENUTA CONICA 60° (BSP)

BRITISH STANDARD PIPE (BSP)
CONNECTORS 60° SEAT

211076

Terminale orientabile a "T"
BSP - Metrico cil.
con O.R. per sedi ISO 6149
Branch (AD)) tee male
BSP - male Metric
with O.R. ISO 6149 ports

SEDI PAG.30 / *PORTS PAG.30*

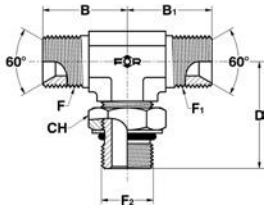

T		T1		RIFERIMENTO REFERENCE	F	F1	F2	B	B1	D	CH
MM.	IN.	MM.	IN.		GAS CIL.BSPP	GAS CIL.BSPP	METRICO METRIC				
5	3/16	5	3/16	**A211076/1010**	1/8	1/8	10x1	22	22	27	14
5	3/16	5	3/16	**A211076/1012**	1/8	1/8	12x1,5	24	24	31.5	17
6	1/4	6	1/4	**A211076/1312**	1/4	1/4	12x1,5	27	27	31.5	17
6	1/4	6	1/4	**A211076/1314**	1/4	1/4	14x1,5	27	27	31.5	19
6	1/4	6	1/4	**A211076/1316**	1/4	1/4	16x1,5	28	28	37	22
10	3/8	10	3/8	**A211076/1714**	3/8	3/8	14x1,5	29	29	34	19
10	3/8	10	3/8	**A211076/1716**	3/8	3/8	16x1,5	29	29	37	22
10	3/8	10	3/8	**A211076/1718**	3/8	3/8	18x1,5	29	29	38	24
12	1/2	12	1/2	**A211076/2118**	1/2	1/2	18x1,5	34	34	41	24
12	1/2	12	1/2	**A211076/2120**	1/2	1/2	20x1,5	34	34	43	27
12	1/2	12	1/2	**A211076/2122**	1/2	1/2	22x1,5	34	34	43	27
16	5/8	16	5/8	**A211076/2322**	5/8	5/8	22x1,5	37	37	45	27
20	3/4	20	3/4	**A211076/2622**	3/4	3/4	22x1,5	41	41	46	27
20	3/4	20	3/4	**A211076/2627**	3/4	3/4	27x2	41	41	50	32
25	1"	25	1"	**A211076/3327**	1"	1"	27x2	46	46	52	32
25	1"	25	1"	**A211076/3333**	1"	1"	33x2	46	46	53	41
32	1"1/4	32	1"1/4	**A211076/4242**	1"1/4	1"1/4	42x2	51	51	58	50
38	1"1/2	38	1"1/2	**A211076/4848**	1"1/2	1"1/2	48x2	59	59	67	55
6	1/4	6	1/4	**SA211076/131318**	1/4	1/4	18x1,5	27	27	39	24
6	1/4	12	1/2	**SA211076/132118**	1/4	1/2	18x1,5	29.5	34	41	24
10	3/8	12	1/2	**SA211076/172122**	3/8	1/2	22x1,5	31.5	34	43	27

211121

Giunzione a "T" maschi
BSP 60° + sede bonded
Union tee male
BSP 60° for bonded seal

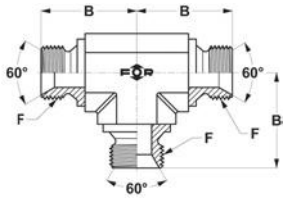

T		RIFERIMENTO REFERENCE	F	B
MM.	IN.		GAS CIL.BSPP	
5	3/16	**A211121/10**	1/8	17
6	1/4	**A211121/13**	1/4	24
10	3/8	**A211121/17**	3/8	27
12	1/2	**A211121/21**	1/2	32
16	5/8	**A211121/23**	5/8	34
20	3/4	**A211121/26**	3/4	36
25	1"	**A211121/33**	1"	43
32	1"1/4	**A211121/42**	1"1/4	52
38	1"1/2	**A211121/48**	1"1/2	54

FOR S.P.A. - NORME E DIMENSIONI SOGGETTE A MODIFICHE SENZA PREAVVISO.
FOR S.P.A. - DESIGN DETAILS AND SPECIFICATIONS SUBJECT TO CHANGE WITHOUT PRIOR NOTICE.

RACCORDI A TENUTA CONICA 60° (BSP)

BRITISH STANDARD PIPE (BSP)
CONNECTORS 60° SEAT

212003

Giunzione a "T" passaparatia maschi BSP
Bulkhead union tee male BSP

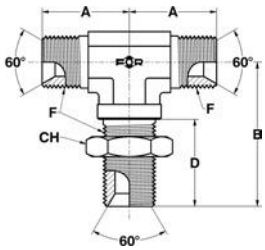

T MM.	T IN.	RIFERIMENTO REFERENCE	F GAS CIL.BSPP	A	B	D	CH
5	3/16	**A212003/10**	1/8	20	41	28	17
6	1/4	**A212003/13**	1/4	25	45	28	19
10	3/8	**A212003/17**	3/8	30	52	32	24
12	1/2	**A212003/21**	1/2	35	58	35	30
16	5/8	**A212003/23**	5/8	37	58	35	32
20	3/4	**A212003/26**	3/4	40	65	38	36
25	1"	**A212003/33**	1"	45	71	41	41
32	1"1/4	**A212003/42**	1"1/4	51	80	44	50
38	1"1/2	**A212003/48**	1"1/2	54	90	46	60
6	1/4	**SA212003/131317**	1/4	27	52	32	24

213084

Giunzione a "L" maschi BSP - femmina BSP
Swivel nut run tee BSP - swivel nut BSP

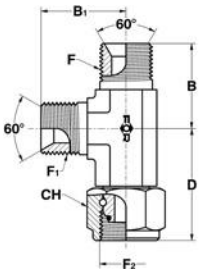

T MM.	T IN.	T_1 MM.	T_1 IN.	RIFERIMENTO REFERENCE	F GAS CIL.BSPP	F_2 GAS CIL.BSPP	F_1 GAS CIL.BSPP	B	D	B_1	CH
5	3/16	5	3/16	**A213084/10**	1/8	1/8	1/8	22.5	25,5	22.5	14
6	1/4	6	1/4	**A213084/13**	1/4	1/4	1/4	27	28	27	19
10	3/8	10	3/8	**A213084/17**	3/8	3/8	3/8	29	37	29	22
12	1/2	12	1/2	**A213084/21**	1/2	1/2	1/2	34	44,5	34	27
16	5/8	16	5/8	**A213084/23**	5/8	5/8	5/8	37	48,5	37	27
20	3/4	20	3/4	**A213084/26**	3/4	3/4	3/4	41	55,5	41	32
25	1"	25	1"	**A213084/33**	1"	1"	1"	46	61,5	46	41
32	1"1/4	32	1"1/4	**A213084/42**	1"1/4	1"1/4	1"1/4	51	67	51	50
38	1"1/2	38	1"1/2	**A213084/48**	1"1/2	1"1/2	1"1/2	59	72	59	55
10	3/8	6	1/4	**SA213084/171313**	3/8	1/4	1/4	29	28	27	19
12	1/2	6	1/4	**SA213084/212113**	1/2	1/2	1/4	34	44,5	31	27
12	1/2	25	1"	**SA213084/212133**	1/2	1/2	1"	41.5	53	46	27
12	1/2	20	3/4	**SA213084/212626**	1/2	3/4	3/4	38	55,5	41	32
38	1"1/2	38	1"1/2	**SA213084/483348**	1"1/2	1"	1"1/2	59	68,5	59	41

FOR S.P.A. - NORME E DIMENSIONI SOGGETTE A MODIFICHE SENZA PREAVVISO.
FOR S.P.A. - DESIGN DETAILS AND SPECIFICATIONS SUBJECT TO CHANGE WITHOUT PRIOR NOTICE.

RACCORDI A TENUTA CONICA 60° (BSP)

BRITISH STANDARD PIPE (BSP)
CONNECTORS 60° SEAT

213006

Terminale orientabile a "L"
BSP - SAE UNF-UN
per sedi ISO 11926
Run (ADJ) tee male
BSP - male SAE UNF-UN
with O.R. ISO 11926 ports

SEDI PAG.30 / *PORTS PAG.30*

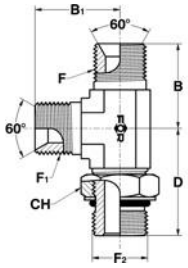

T		T1		RIFERIMENTO REFERENCE	F	F2	F1	B	D	B1	CH
MM.	IN.	MM.	IN.		GAS CIL.BSPP	UNF-UN	GAS CIL.BSPP				
5	3/16	5	3/16	**A213006/1011**	1/8	7/16-20	1/8	22	27.5	22	14
5	3/16	5	3/16	**A213006/1012**	1/8	1/2-20	1/8	24	27.5	24	16
6	1/4	6	1/4	**A213006/1312**	1/4	1/2-20	1/4	27	31.5	27	16
6	1/4	6	1/4	**A213006/1314**	1/4	9/16-18	1/4	27	31.5	27	19
10	3/8	10	3/8	**A213006/1714**	3/8	9/16-18	3/8	29	33.5	29	19
10	3/8	10	3/8	**A213006/1719**	3/8	3/4-16	3/8	29	36.5	29	22
10	3/8	10	3/8	**A213006/1722**	3/8	7/8-14	3/8	34	43	34	27
12	1/2	12	1/2	**A213006/2119**	1/2	3/4-16	1/2	34	40	34	22
12	1/2	12	1/2	**A213006/2122**	1/2	7/8-14	1/2	34	43	34	27
12	1/2	12	1/2	**A213006/2127**	1/2	1"1/16-12	1/2	39	49	39	32
16	5/8	16	5/8	**A213006/2322**	5/8	7/8-14	5/8	37	43	37	27
20	3/4	20	3/4	**A213006/2622**	3/4	7/8-14	3/4	41	45.5	41	27
20	3/4	20	3/4	**A213006/2627**	3/4	1"1/16-12	3/4	41	49	41	32
20	3/4	20	3/4	**A213006/2633**	3/4	1"5/16-12	3/4	43	52	43	38
25	1"	25	1"	**A213006/3327**	1"	1"1/16-12	1"	46	52	46	32
25	1"	25	1"	**A213006/3333**	1"	1"5/16-12	1"	46	52	46	38
25	1"	25	1"	**A213006/3341**	1"	1"5/8-12	1"	50	57	50	50
32	1"1/4	32	1"1/4	**A213006/4233**	1"1/4	1"5/16-12	1"1/4	52	57	52	38
32	1"1/4	32	1"1/4	**A213006/4241**	1"1/4	1"5/8-12	1"1/4	51	57	51	50
32	1"1/4	32	1"1/4	**A213006/4248**	1"1/4	1"7/8-12	1"1/4	56	61	56	55
38	1"1/2	38	1"1/2	**A213006/4848**	1"1/2	1"7/8-12	1"1/2	59	61	59	55
6	1/4	5	3/16	**SA213006/131410**	1/4	9/16-18	1/8	27	31.5	27	19
6	1/4	6	1/4	**SA213006/1319**	1/4	3/4-16	1/4	28.5	36.5	28.5	22

FOR S.P.A. - NORME E DIMENSIONI SOGGETTE A MODIFICHE SENZA PREAVVISO.
FOR S.P.A. - DESIGN DETAILS AND SPECIFICATIONS SUBJECT TO CHANGE WITHOUT PRIOR NOTICE.

RACCORDI A TENUTA CONICA 60° (BSP)

BRITISH STANDARD PIPE (BSP)
CONNECTORS 60° SEAT

213017

Terminale orientabile a "L"
BSP - GAS cil. (BSPP)
con O.R. e rondella
per sedi ISO 1179
Run (ADJ) tee male
BSP - male BSPP
with O.R. and retaining ring
ISO 1179 ports

SEDI PAG.32 / *PORTS PAG.32*

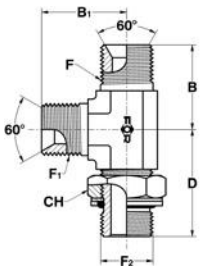

T		T1		RIFERIMENTO REFERENCE	F	F2	F1	B	D	B1	CH
MM.	IN.	MM.	IN.		GAS CIL.BSPP	GAS CIL.BSPP	GAS CIL.BSPP				
5	3/16	5	3/16	**A213017/1010**	1/8	1/8	1/8	22	27	22	14
5	3/16	5	3/16	**A213017/1013**	1/8	1/4	1/8	24	31.5	24	19
6	1/4	6	1/4	**A213017/1313**	1/4	1/4	1/4	27	31.5	27	19
6	1/4	6	1/4	**A213017/1317**	1/4	3/8	1/4	28	37	28	24
10	3/8	10	3/8	**A213017/1713**	3/8	1/4	3/8	29	35	29	19
10	3/8	10	3/8	**A213017/1717**	3/8	3/8	3/8	29	37	29	24
10	3/8	10	3/8	**A213017/1721**	3/8	1/2	3/8	32	43	32	27
12	1/2	12	1/2	**A213017/2117**	1/2	3/8	1/2	34	40	34	24
12	1/2	12	1/2	**A213017/2121**	1/2	1/2	1/2	34	43	34	27
12	1/2	12	1/2	**A213017/2126**	1/2	3/4	1/2	39	50	39	36
16	5/8	16	5/8	**A213017/2321**	5/8	1/2	5/8	37	43	37	27
16	5/8	16	5/8	**A213017/2326**	5/8	3/4	5/8	39.5	49	39.5	36
20	3/4	20	3/4	**A213017/2621**	3/4	1/2	3/4	41	46	41	27
20	3/4	20	3/4	**A213017/2626**	3/4	3/4	3/4	41	50	41	36
20	3/4	20	3/4	**A213017/2633**	3/4	1"	3/4	43	53	43	41
25	1"	25	1"	**A213017/3326**	1"	3/4	1"	46	52	46	36
25	1"	25	1"	**A213017/3333**	1"	1"	1"	46	53	46	41
25	1"	25	1"	**A213017/3342**	1"	1"1/4	1"	50	58	50	50
32	1"1/4	32	1"1/4	**A213017/4233**	1"1/4	1"	1"1/4	52	57	52	41
32	1"1/4	32	1"1/4	**A213017/4242**	1"1/4	1"1/4	1"1/4	51	58	51	50
32	1"1/4	32	1"1/4	**A213017/4248**	1"1/4	1"1/2	1"1/4	59	61	59	60
38	1"1/2	38	1"1/2	**A213017/4848**	1"1/2	1"1/2	1"1/2	59	67	59	60
5	3/16	6	1/4	**SA213017/101313**	1/8	1/4	1/4	27	31.5	27	19
5	3/16	6	1/4	**SA213017/101713**	1/8	3/8	1/4	28	37	28	24
6	1/4	6	1/4	**SA213017/131013**	1/4	1/8	1/4	27	31.5	27	14
6	1/4	10	3/8	**SA213017/131017**	1/4	1/8	3/8	27	33	29	14
6	1/4	5	3/16	**SA213017/131310**	1/4	1/4	1/8	27	31.5	27	19
6	1/4	10	3/8	**SA213017/131317**	1/4	1/4	3/8	27	34.5	29	19
10	3/8	6	1/4	**SA213017/171313**	3/8	1/4	1/4	29	34.5	27	19
10	3/8	6	1/4	**SA213017/171713**	3/8	3/8	1/4	29	37	27	24
10	3/8	12	1/2	**SA213017/171721**	3/8	3/8	1/2	34	39.5	36.5	24
10	3/8	12	1/2	**SA213017/172121**	3/8	1/2	1/2	31.5	43	34	27
12	1/2	6	1/4	**SA213017/212113**	1/2	1/2	1/4	34	43	29.5	27
12	1/2	10	3/8	**SA213017/212117**	1/2	1/2	3/8	34	43	31.5	27
12	1/2	12	1/2	**SA213017/212321**	1/2	5/8	1/2	34	43	34	30
12	1/2	25	1"	**SA213017/213333**	1/2	1"	1"	41.5	53	46	41
20	3/4	12	1/2	**SA213017/262121**	3/4	1/2	1/2	42	45.5	39	27
20	3/4	12	1/2	**SA213017/262621**	3/4	3/4	1/2	41	50	38	36
20	3/4	25	1"	**SA213017/262633**	3/4	3/4	1"	44.5	50.5	46	36
20	3/4	12	1/2	**SA213017/263321**	3/4	1"	1/2	43	53	40	41
25	1"	12	1/2	**SA213017/333321**	1"	1"	1/2	46	53	41.5	41
25	1"	20	3/4	**SA213017/333326**	1"	1"	3/4	46	52	44.5	41

FOR S.P.A. - NORME E DIMENSIONI SOGGETTE A MODIFICHE SENZA PREAVVISO.
FOR S.P.A. - DESIGN DETAILS AND SPECIFICATIONS SUBJECT TO CHANGE WITHOUT PRIOR NOTICE.

RACCORDI A TENUTA CONICA 60° (BSP)

BRITISH STANDARD PIPE (BSP)
CONNECTORS 60° SEAT

213105

Terminale orientabile a "L"
BSP - GAS cil. (JIS)
con O.R. per sedi JIS 2351
Run (AD) tee male
BSP - male JIS
with O.R. JIS 2351 ports

SEDI PAG.31 / *PORTS PAG.31*

T		T_1		RIFERIMENTO REFERENCE	F	F_2	F_1	B	D	B_1	CH
MM.	IN.	MM.	IN.		GAS CIL.BSPP	GAS CIL.JIS	GAS CIL.BSPP				
5	3/16	5	3/16	**A213105/1010**	1/8	1/8	1/8	22	27	22	14
5	3/16	5	3/16	**A213105/1013**	1/8	1/4	1/8	24	31.5	24	19
6	1/4	6	1/4	**A213105/1313**	1/4	1/4	1/4	27	31.5	27	19
6	1/4	6	1/4	**A213105/1317**	1/4	3/8	1/4	28	37	28	22
10	3/8	10	3/8	**A213105/1713**	3/8	1/4	3/8	29	35	29	19
10	3/8	10	3/8	**A213105/1717**	3/8	3/8	3/8	29	37	29	22
10	3/8	10	3/8	**A213105/1721**	3/8	1/2	3/8	32	43	32	27
12	1/2	12	1/2	**A213105/2117**	1/2	3/8	1/2	34	40	34	22
12	1/2	12	1/2	**A213105/2121**	1/2	1/2	1/2	34	43	34	27
12	1/2	12	1/2	**A213105/2126**	1/2	3/4	1/2	39	50	39	36
16	5/8	16	5/8	**A213105/2321**	5/8	1/2	5/8	37	43	37	27
20	3/4	20	3/4	**A213105/2621**	3/4	1/2	3/4	41	46	41	27
20	3/4	20	3/4	**A213105/2626**	3/4	3/4	3/4	41	50	41	36
20	3/4	20	3/4	**A213105/2633**	3/4	1"	3/4	43	53	43	41
25	1"	25	1"	**A213105/3326**	1"	3/4	1"	46	52	46	36
25	1"	25	1"	**A213105/3333**	1"	1"	1"	46	53	46	41
25	1"	25	1"	**A213105/3342**	1"	1"1/4	1"	50	58	50	50
32	1"1/4	32	1"1/4	**A213105/4242**	1"1/4	1"1/4	1"1/4	51	58	51	50
38	1"1/2	38	1"1/2	**A213105/4848**	1"1/2	1"1/2	1"1/2	59	67	59	55

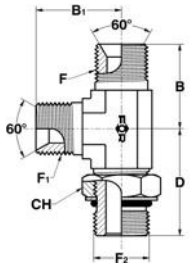

FOR S.P.A. - NORME E DIMENSIONI SOGGETTE A MODIFICHE SENZA PREAVVISO.
FOR S.P.A. - DESIGN DETAILS AND SPECIFICATIONS SUBJECT TO CHANGE WITHOUT PRIOR NOTICE.

RACCORDI A TENUTA CONICA 60° (BSP)

BRITISH STANDARD PIPE (BSP)
CONNECTORS 60° SEAT

213028

Terminale orientabile a "L"
BSP - Metrico cil.
con O.R. e rondella
per sedi ISO 9974
Run (ADJ) tee male
BSP - male Metric
with O.R. and retaining ring
ISO 9974 ports

SEDI PAG.32 / *PORTS PAG.32*

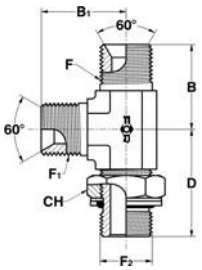

T		T1		RIFERIMENTO REFERENCE	F	F2	F1	B	D	B1	CH
MM.	IN.	MM.	IN.		GAS CIL.BSPP	METRICO METRIC	GAS CIL.BSPP				
5	3/16	5	3/16	**A213028/1010**	1/8	10x1	1/8	22	27	22	14
5	3/16	5	3/16	**A213028/1012**	1/8	12x1,5	1/8	24	31.5	24	17
6	1/4	6	1/4	**A213028/1312**	1/4	12x1,5	1/4	27	31.5	27	17
6	1/4	6	1/4	**A213028/1314**	1/4	14x1,5	1/4	27	31.5	27	19
6	1/4	6	1/4	**A213028/1316**	1/4	16x1,5	1/4	28	37	28	22
10	3/8	10	3/8	**A213028/1714**	3/8	14x1,5	3/8	29	34	29	19
10	3/8	10	3/8	**A213028/1716**	3/8	16x1,5	3/8	29	37	29	22
10	3/8	10	3/8	**A213028/1718**	3/8	18x1,5	3/8	29	38	29	24
12	1/2	12	1/2	**A213028/2118**	1/2	18x1,5	1/2	34	41	34	24
12	1/2	12	1/2	**A213028/2120**	1/2	20x1,5	1/2	34	43	34	27
12	1/2	12	1/2	**A213028/2122**	1/2	22x1,5	1/2	34	43	34	27
16	5/8	16	5/8	**A213028/2320**	5/8	20x1,5	5/8	36.5	43	36.5	27
16	5/8	16	5/8	**A213028/2322**	5/8	22x1,5	5/8	37	46	37	27
20	3/4	20	3/4	**A213028/2622**	3/4	22x1,5	3/4	41	46	41	27
20	3/4	20	3/4	**A213028/2626**	3/4	26x1,5	3/4	41	50	41	36
20	3/4	20	3/4	**A213028/2627**	3/4	27x2	3/4	41	50	41	32
25	1"	25	1"	**A213028/3327**	1"	27x2	1"	46	52	46	32
25	1"	25	1"	**A213028/3333**	1"	33x2	1"	46	53	46	41
32	1"1/4	32	1"1/4	**A213028/4242**	1"1/4	42x2	1"1/4	51	58	51	50
38	1"1/2	38	1"1/2	**A213028/4848**	1"1/2	48x2	1"1/2	59	67	59	55
5	3/16	5	3/16	**SA213028/101410**	1/8	14x1,5	1/8	27	31.5	27	19
6	1/4	6	1/4	**SA213028/131813**	1/4	18x1,5	1/4	29.5	39	29.5	24
12	1/2	20	3/4	**SA213028/212626**	1/2	26x1,5	3/4	38	50	41	36
20	3/4	20	3/4	**SA213028/261826**	3/4	18x1,5	3/4	41	44.5	41	24

FOR S.P.A. - NORME E DIMENSIONI SOGGETTE A MODIFICHE SENZA PREAVVISO.
FOR S.P.A. - DESIGN DETAILS AND SPECIFICATIONS SUBJECT TO CHANGE WITHOUT PRIOR NOTICE.

RACCORDI A TENUTA CONICA 60° (BSP)

BRITISH STANDARD PIPE (BSP)
CONNECTORS 60° SEAT

213062

Terminale orientabile a "L"
BSP - Metrico cil.
con O.R. per sedi ISO 6149
Run (AD) tee male
BSP - male Metric
with O.R. ISO 6149 ports

SEDI PAG.30 / *PORTS PAG.30*

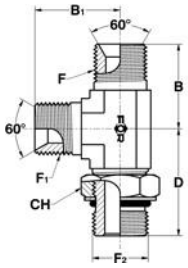

T		T1		RIFERIMENTO REFERENCE	F	F2	F1	B	D	B1	CH
MM.	IN.	MM.	IN.		GAS CIL.BSPP	METRICO METRIC	GAS CIL.BSPP				
5	3/16	5	3/16	**A213062/1010**	1/8	10x1	1/8	22	27	22	14
5	3/16	5	3/16	**A213062/1012**	1/8	12x1,5	1/8	24	31.5	24	17
6	1/4	6	1/4	**A213062/1312**	1/4	12x1,5	1/4	27	31.5	27	17
6	1/4	6	1/4	**A213062/1314**	1/4	14x1,5	1/4	27	31.5	27	19
6	1/4	6	1/4	**A213062/1316**	1/4	16x1,5	1/4	28	37	28	22
10	3/8	10	3/8	**A213062/1714**	3/8	14x1,5	3/8	29	34	29	19
10	3/8	10	3/8	**A213062/1716**	3/8	16x1,5	3/8	29	37	29	22
10	3/8	10	3/8	**A213062/1718**	3/8	18x1,5	3/8	29	38	29	24
12	1/2	12	1/2	**A213062/2118**	1/2	18x1,5	1/2	34	41	34	24
12	1/2	12	1/2	**A213062/2120**	1/2	20x1,5	1/2	34	43	34	27
12	1/2	12	1/2	**A213062/2122**	1/2	22x1,5	1/2	34	43	34	27
16	5/8	16	5/8	**A213062/2322**	5/8	22x1,5	5/8	37	46	37	27
20	3/4	20	3/4	**A213062/2622**	3/4	22x1,5	3/4	41	46	41	27
20	3/4	20	3/4	**A213062/2627**	3/4	27x2	3/4	41	50	41	32
25	1"	25	1"	**A213062/3327**	1"	27x2	1"	46	52	46	32
25	1"	25	1"	**A213062/3333**	1"	33x2	1"	46	53	46	41
32	1"1/4	32	1"1/4	**A213062/4242**	1"1/4	42x2	1"1/4	51	58	51	50
38	1"1/2	38	1"1/2	**A213062/4848**	1"1/2	48x2	1"1/2	59	67	59	55
5	3/16	5	3/16	**SA213062/101410**	1/8	14x1,5	1/8	27	31.5	27	19
6	1/4	6	1/4	**SA213062/131813**	1/4	18x1,5	1/4	29.5	39	29.5	24
20	3/4	20	3/4	**SA213062/261826**	3/4	18x1,5	3/4	41	44.5	41	24

FOR S.P.A. - NORME E DIMENSIONI SOGGETTE A MODIFICHE SENZA PREAVVISO.
FOR S.P.A. - DESIGN DETAILS AND SPECIFICATIONS SUBJECT TO CHANGE WITHOUT PRIOR NOTICE.

RACCORDI A TENUTA CONICA 60° (BSP)

BRITISH STANDARD PIPE (BSP)
CONNECTORS 60° SEAT

214007

Giunzione a "L" passaparatia maschi BSP
Bulkhead run tee male BSP

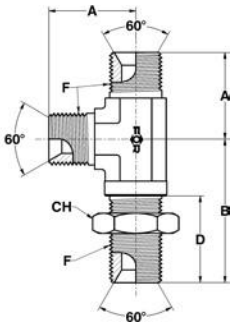

T MM.	T IN.	RIFERIMENTO REFERENCE	F GAS CIL.BSPP	A	B	D	CH
5	3/16	**A214007/10**	1/8	20	41	28	17
6	1/4	**A214007/13**	1/4	25	45	28	19
10	3/8	**A214007/17**	3/8	30	52	32	24
12	1/2	**A214007/21**	1/2	35	58	35	27
16	5/8	**A214007/23**	5/8	37	58	35	30
20	3/4	**A214007/26**	3/4	40	65	38	36
25	1"	**A214007/33**	1"	45	71	41	41
32	1"1/4	**A214007/42**	1"1/4	51	80	44	50
38	1"1/2	**A214007/48**	1"1/2	54	90	46	60
12	1/2	**SA214007/212621**	1/2	37	65	38	36

215000

Giunzione a croce maschio BSP
Union cross male BSP

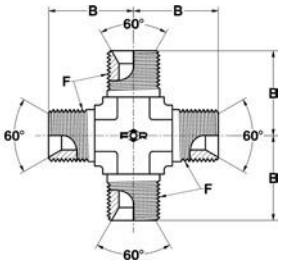

T MM.	T IN.	RIFERIMENTO REFERENCE	F GAS CIL.BSPP	B
5	3/16	**A215000/10**	1/8	22,5
6	1/4	**A215000/13**	1/4	27
10	3/8	**A215000/17**	3/8	29
12	1/2	**A215000/21**	1/2	34
16	5/8	**A215000/23**	5/8	37
20	3/4	**A215000/26**	3/4	41
25	1"	**A215000/33**	1"	46
32	1"1/4	**A215000/42**	1"1/4	51
38	1"1/2	**A215000/48**	1"1/2	59

FOR S.P.A. - NORME E DIMENSIONI SOGGETTE A MODIFICHE SENZA PREAVVISO.
FOR S.P.A. - DESIGN DETAILS AND SPECIFICATIONS SUBJECT TO CHANGE WITHOUT PRIOR NOTICE.

402019

Flangia diritta maschio
BSP - SAE 3000 PSI
Straight male
BSP - SAE 3000 PSI flange

SEDI PAG.40 / *PORTS PAG.40*

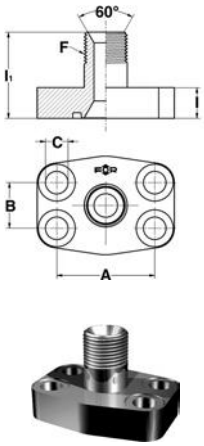

DN SIZE.	T MM.	T IN.	RIFERIMENTO REFERENCE	F GAS CIL.BSPP	I1	A	B	C	I
1/2	10	3/8	**A402019/1217**	3/8	37	38,10	17,48	9	14
1/2	12	1/2	**A402019/1221**	1/2	39	38,10	17,48	9	14
1/2	20	3/4	**A402019/1226**	3/4	42	38,10	17,48	9	14
3/4	12	1/2	**A402019/1921**	1/2	42	47,63	22,23	11	15
3/4	20	3/4	**A402019/1926**	3/4	45	47,63	22,23	11	15
3/4	25	1"	**A402019/1933**	1"	47	47,63	22,23	11	15
1"	20	3/4	**A402019/2526**	3/4	47	52,37	26,19	11	17
1"	25	1"	**A402019/2533**	1"	49	52,37	26,19	11	17
1"	32	1"1/4	**A402019/2542**	1"1/4	49	52,37	26,19	11	17
1"1/4	25	1"	**A402019/3233**	1"	53	58,72	30,18	11,5	21
1"1/4	32	1"1/4	**A402019/3242**	1"1/4	53	58,72	30,18	11,5	21
1"1/4	38	1"1/2	**A402019/3248**	1"1/2	55	58,72	30,18	11,5	21
1"1/2	32	1"1/4	**A402019/3842**	1"1/4	59	69,85	35,71	13,5	24
1"1/2	38	1"1/2	**A402019/3848**	1"1/2	61	69,85	35,71	13,5	24
1"	12	1/2	**SA402019/2521**	1/2	44	52,37	26,19	11	17
1"1/4	20	3/4	**SA402019/3226**	3/4	52	58,72	30,18	11,5	21
1"1/2	25	1"	**SA402019/3833**	1"	59	69,85	35,71	13,5	24

402514

Flangia diritta maschio
BSP - SAE 6000 PSI
Straight male
BSP - SAE 6000 PSI flange

SEDI PAG.40 / *PORTS PAG.40*

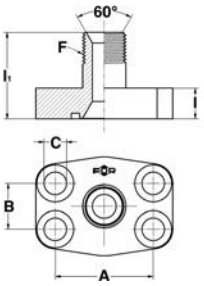

DN SIZE.	T MM.	T IN.	RIFERIMENTO REFERENCE	F GAS CIL.BSPP	I1	A	B	C	I
1/2	10	3/8	**A402514/1217**	3/8	38	40,49	18,24	9	15
1/2	12	1/2	**A402514/1221**	1/2	40	40,49	18,24	9	15
1/2	20	3/4	**A402514/1226**	3/4	43	40,49	18,24	9	15
3/4	12	1/2	**A402514/1921**	1/2	44	50,80	23,80	11	17
3/4	20	3/4	**A402514/1926**	3/4	47	50,80	23,80	11	17
3/4	25	1"	**A402514/1933**	1"	49	50,80	23,80	11	17
1"	20	3/4	**A402514/2526**	3/4	54	57,15	27,76	13	21
1"	25	1"	**A402514/2533**	1"	56	57,15	27,76	13	21
1"	32	1"1/4	**A402514/2542**	1"1/4	56	57,15	27,76	13	21
1"1/4	25	1"	**A402514/3233**	1"	61	66,68	31,75	15	24
1"1/4	32	1"1/4	**A402514/3242**	1"1/4	61	66,68	31,75	15	24
1"1/4	38	1"1/2	**A402514/3248**	1"1/2	63	66,68	31,75	15	24
1"1/2	32	1"1/4	**A402514/3842**	1"1/4	65	79,38	36,50	17	27
1"1/2	38	1"1/2	**A402514/3848**	1"1/2	67	79,38	36,50	17	27

FOR S.P.A. - NORME E DIMENSIONI SOGGETTE A MODIFICHE SENZA PREAVVISO.
FOR S.P.A. - DESIGN DETAILS AND SPECIFICATIONS SUBJECT TO CHANGE WITHOUT PRIOR NOTICE.

RACCORDI A TENUTA CONICA 60° (BSP)

BRITISH STANDARD PIPE (BSP) CONNECTORS 60° SEAT

407046

Flangia 90° maschio
BSP - SAE 3000 PSI
90° male
BSP - SAE 3000 PSI flange

SEDI PAG.40 / *PORTS PAG.40*

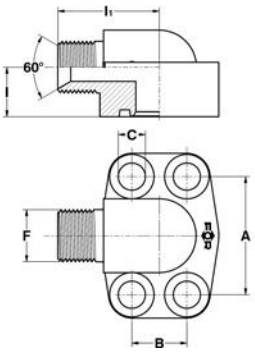

DN SIZE.	T MM.	T IN.	RIFERIMENTO REFERENCE	F GAS CIL.BSPP	I1	I	A	B	C
1/2	10	3/8	**A407046/1217**	3/8	37	17	38,10	17.48	9
1/2	12	1/2	**A407046/1221**	1/2	39	17	38,10	17.48	9
1/2	20	3/4	**A407046/1226**	3/4	40	20	38,10	17.48	9
3/4	12	1/2	**A407046/1921**	1/2	41	20	47.63	22.23	11
3/4	20	3/4	**A407046/1926**	3/4	44	20	47.63	22.23	11
3/4	25	1"	**A407046/1933**	1"	45	25	47.63	22.23	11
1"	20	3/4	**A407046/2526**	3/4	47	20	52.37	26.19	11
1"	25	1"	**A407046/2533**	1"	48	25	52.37	26.19	11
1"	32	1"1/4	**A407046/2542**	1"1/4	49	31	52.37	26.19	11
1"1/4	25	1"	**A407046/3233**	1"	54	25	58.72	30.18	11,5
1"1/4	32	1"1/4	**A407046/3242**	1"1/4	55	31	58.72	30.18	11,5
1"1/4	38	1"1/2	**A407046/3248**	1"1/2	56	37	58.72	30.18	11,5
1"1/2	32	1"1/4	**A407046/3842**	1"1/4	59	31	69.85	35.71	13,5
1"1/2	38	1"1/2	**A407046/3848**	1"1/2	61	37	69.85	35.71	13,5
1"1/4	20	3/4	**SA407046/3226**	3/4	52,5	25	58.72	30.18	11,5

407541

Flangia 90° maschio
BSP - SAE 6000 PSI
90° male
BSP - SAE 6000 PSI flange

SEDI PAG.40 / *PORTS PAG.40*

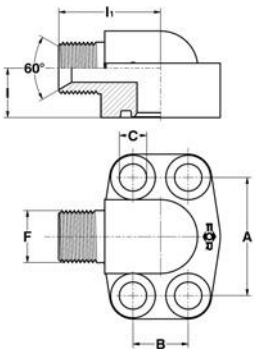

DN SIZE.	T MM.	T IN.	RIFERIMENTO REFERENCE	F GAS CIL.BSPP	I1	I	A	B	C
1/2	10	3/8	**A407541/1217**	3/8	37	17	40.49	18.24	9
1/2	12	1/2	**A407541/1221**	1/2	39	17	40.49	18.24	9
1/2	20	3/4	**A407541/1226**	3/4	40	20	40.49	18.24	9
3/4	12	1/2	**A407541/1921**	1/2	45	20	50,80	23,80	11
3/4	20	3/4	**A407541/1926**	3/4	48	20	50,80	23,80	11
3/4	25	1"	**A407541/1933**	1"	50	25	50,80	23,80	11
1"	20	3/4	**A407541/2526**	3/4	52	25	57.15	27.76	13
1"	25	1"	**A407541/2533**	1"	54	25	57.15	27.76	13
1"	32	1"1/4	**A407541/2542**	1"1/4	55	31	57.15	27.76	13
1"1/4	25	1"	**A407541/3233**	1"	59	31	66.68	31.75	15
1"1/4	32	1"1/4	**A407541/3242**	1"1/4	59	31	66.68	31.75	15
1"1/4	38	1"1/2	**A407541/3248**	1"1/2	61	37	66.68	31.75	15
1"1/2	32	1"1/4	**A407541/3842**	1"1/4	64	37	79.38	36,50	17
1"1/2	38	1"1/2	**A407541/3848**	1"1/2	66	37	79.38	36,50	17

FOR S.P.A. - NORME E DIMENSIONI SOGGETTE A MODIFICHE SENZA PREAVVISO.
FOR S.P.A. - DESIGN DETAILS AND SPECIFICATIONS SUBJECT TO CHANGE WITHOUT PRIOR NOTICE.

BRITISH STANDARD PIPE (BSP) CONNECTORS 60° SEAT

405012

Flangia 45° orientabile
maschio BSP - SAE 3000 PSI
45° (ADJ) male
BSP - SAE 3000 PSI flange

SEDI PAG.40 / *PORTS PAG.40*

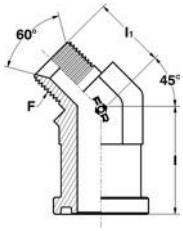

DN SIZE.	T MM.	T IN.	RIFERIMENTO REFERENCE	F GAS CIL.BSPP	I1	I	A	B
1/2	10	3/8	**A405012/1217**	3/8	24	37	38,10	17,48
1/2	12	1/2	**A405012/1221**	1/2	25	37	38,10	17,48
3/4	12	1/2	**A405012/1921**	1/2	28	42	47,63	22,23
3/4	20	3/4	**A405012/1926**	3/4	31	42	47,63	22,23
3/4	25	1"	**A405012/1933**	1"	33	42	47,63	22,23
1"	20	3/4	**A405012/2526**	3/4	34	42	52,37	26,19
1"	25	1"	**A405012/2533**	1"	36	42	52,37	26,19
1"	32	1"1/4	**A405012/2542**	1"1/4	36	42	52,37	26,19
1"1/4	25	1"	**A405012/3233**	1"	36	42	58,72	30,18
1"1/4	32	1"1/4	**A405012/3242**	1"1/4	36	42	58,72	30,18
1"1/2	32	1"1/4	**A405012/3842**	1"1/4	39	50	69,85	35,71
1"1/2	38	1"1/2	**A405012/3848**	1"1/2	41	50	69,85	35,71
1"1/2	25	1"	**SA405012/3833**	1"	39.5	63	69,85	35,71

405517

Flangia 45° orientabile
maschio BSP - SAE 6000 PSI
45° (ADJ) male
BSP - SAE 6000 PSI flange

SEDI PAG.40 / *PORTS PAG.40*

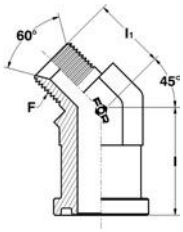

DN SIZE.	T MM.	T IN.	RIFERIMENTO REFERENCE	F GAS CIL.BSPP	I1	I	A	B
1/2	10	3/8	**A405517/1217**	3/8	24	38	40.49	18.24
1/2	12	1/2	**A405517/1221**	1/2	25	38	40.49	18.24
3/4	12	1/2	**A405517/1921**	1/2	29	42	50,80	23,80
3/4	20	3/4	**A405517/1926**	3/4	32	42	50,80	23,80
3/4	25	1"	**A405517/1933**	1"	34	42	50,80	23,80
1"	20	3/4	**A405517/2526**	3/4	35	53	57.15	27.76
1"	25	1"	**A405517/2533**	1"	37	53	57.15	27.76
1"	32	1"1/4	**A405517/2542**	1"1/4	37	60	57.15	27.76
1"1/4	25	1"	**A405517/3233**	1"	38	60	66,68	31,75
1"1/4	32	1"1/4	**A405517/3242**	1"1/4	38	60	66,68	31,75
1"1/2	32	1"1/4	**A405517/3842**	1"1/4	39	70	79,38	36,50
1"1/2	38	1"1/2	**A405517/3848**	1"1/2	41	70	79,38	36,50
1"1/4	38	1"1/2	**SA405517/3248**	1"1/2	44	70	66,68	31,75

SEMIFLANGE
(RIF. PER ORDINE PAG. 431)
SPLIT FLANGES
(REF. OF ORDER PAG. 431)

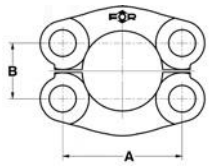

FOR S.P.A. - NORME E DIMENSIONI SOGGETTE A MODIFICHE SENZA PREAVVISO.
FOR S.P.A. - DESIGN DETAILS AND SPECIFICATIONS SUBJECT TO CHANGE WITHOUT PRIOR NOTICE.

RACCORDI A TENUTA CONICA 60° (BSP)

BRITISH STANDARD PIPE (BSP) CONNECTORS 60° SEAT

407013

Flangia 90° orientabile
maschio BSP - SAE 3000 PSI
90° (ADJ) male
BSP - SAE 3000 PSI flange

SEDI PAG.40 / *PORTS PAG.40*

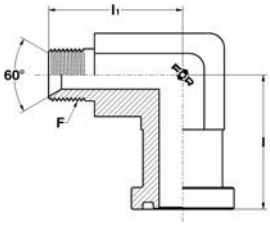

DN SIZE.	T MM.	T IN.	RIFERIMENTO REFERENCE	F GAS CIL.BSPP	I1	I	A	B
1/2	10	3/8	**A407013/1217**	3/8	46	42	38,10	17.48
1/2	12	1/2	**A407013/1221**	1/2	48	42	38,10	17.48
3/4	12	1/2	**A407013/1921**	1/2	54	52	47.63	22.23
3/4	20	3/4	**A407013/1926**	3/4	57	52	47.63	22.23
3/4	25	1"	**A407013/1933**	1"	59	52	47.63	22.23
1"	20	3/4	**A407013/2526**	3/4	59	54	52.37	26.19
1"	25	1"	**A407013/2533**	1"	61	54	52.37	26.19
1"	32	1"1/4	**A407013/2542**	1"1/4	61	54	52.37	26.19
1"1/4	25	1"	**A407013/3233**	1"	65	54	58.72	30.18
1"1/4	32	1"1/4	**A407013/3242**	1"1/4	65	54	58.72	30.18
1"1/2	32	1"1/4	**A407013/3842**	1"1/4	72	61	69.85	35.71
1"1/2	38	1"1/2	**A407013/3848**	1"1/2	75	61	69.85	35.71
1"1/2	25	1"	**SA407013/3833**	1"	72.5	76	69.85	35.71

407518

Flangia 90° orientabile
maschio BSP - SAE 6000 PSI
90° (ADJ) male
BSP - SAE 6000 PSI flange

SEDI PAG.40 / *PORTS PAG.40*

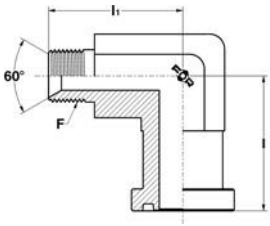

DN SIZE.	T MM.	T IN.	RIFERIMENTO REFERENCE	F GAS CIL.BSPP	I1	I	A	B
1/2	10	3/8	**A407518/1217**	3/8	47	43	40.49	18.24
1/2	12	1/2	**A407518/1221**	1/2	49	43	40.49	18.24
3/4	12	1/2	**A407518/1921**	1/2	54	54	50,80	23,80
3/4	20	3/4	**A407518/1926**	3/4	57	54	50,80	23,80
3/4	25	1"	**A407518/1933**	1"	59	54	50,80	23,80
1"	20	3/4	**A407518/2526**	3/4	63	65	57.15	27.76
1"	25	1"	**A407518/2533**	1"	65	65	57.15	27.76
1"	32	1"1/4	**A407518/2542**	1"1/4	72	70	57.15	27.76
1"1/4	25	1"	**A407518/3233**	1"	71	70	66.68	31.75
1"1/4	32	1"1/4	**A407518/3242**	1"1/4	72	70	66.68	31.75
1"1/2	32	1"1/4	**A407518/3842**	1"1/4	82	80	79.38	36,50
1"1/2	38	1"1/2	**A407518/3848**	1"1/2	84	80	79.38	36,50
1"1/4	20	3/4	**SA407518/3226**	3/4	70	70	66.68	31.75
1"1/4	38	1"1/2	**SA407518/3248**	1"1/2	81	80	66.68	31.75

SEMIFLANGE
(RIF. PER ORDINE PAG. 431)
SPLIT FLANGES
(REF. OF ORDER PAG. 431)

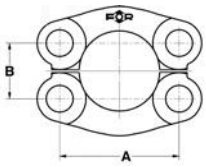

FOR S.P.A. - NORME E DIMENSIONI SOGGETTE A MODIFICHE SENZA PREAVVISO.
FOR S.P.A. - DESIGN DETAILS AND SPECIFICATIONS SUBJECT TO CHANGE WITHOUT PRIOR NOTICE.

BRITISH STANDARD PIPE (BSP) CONNECTORS 60° SEAT

411017

Flangia a "T" orientabile
maschi BSP - SAE 3000 PSI
Branch (ADJ) tee male
BSP - SAE 3000 PSI flange

SEDI PAG.40 / *PORTS PAG.40*

DN SIZE.	T MM.	T IN.	RIFERIMENTO REFERENCE	F GAS CIL.BSPP	l_1	l	A	B
1/2	10	3/8	**A411017/1217**	3/8	46	42	38,10	17,48
1/2	12	1/2	**A411017/1221**	1/2	48	42	38,10	17,48
3/4	12	1/2	**A411017/1921**	1/2	54	52	47,63	22,23
3/4	20	3/4	**A411017/1926**	3/4	57	52	47,63	22,23
3/4	25	1"	**A411017/1933**	1"	59	52	47,63	22,23
1"	20	3/4	**A411017/2526**	3/4	59	54	52,37	26,19
1"	25	1"	**A411017/2533**	1"	61	54	52,37	26,19
1"	32	1"1/4	**A411017/2542**	1"1/4	61	54	52,37	26,19
1"1/4	25	1"	**A411017/3233**	1"	65	54	58,72	30,18
1"1/4	32	1"1/4	**A411017/3242**	1"1/4	65	54	58,72	30,18
1"1/2	32	1"1/4	**A411017/3842**	1"1/4	72	61	69.85	35.71
1"1/2	38	1"1/2	**A411017/3848**	1"1/2	75	61	69.85	35.71
1"	20	3/4	**SA411017/263325**	3/4	59	63	52,37	26,19

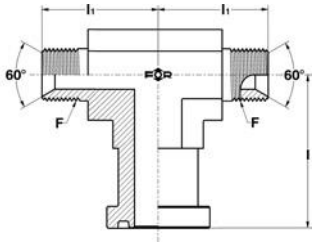

411512

Flangia a "T" orientabile
maschi BSP - SAE 6000 PSI
Branch (ADJ) tee male
BSP - SAE 6000 PSI flange

SEDI PAG.40 / *PORTS PAG.40*

DN SIZE.	T MM.	T IN.	RIFERIMENTO REFERENCE	F GAS CIL.BSPP	l_1	l	A	B
1/2	10	3/8	**A411512/1217**	3/8	47	43	40.49	18.24
1/2	12	1/2	**A411512/1221**	1/2	49	43	40.49	18.24
3/4	12	1/2	**A411512/1921**	1/2	54	54	50,80	23,80
3/4	20	3/4	**A411512/1926**	3/4	57	54	50,80	23,80
3/4	25	1"	**A411512/1933**	1"	59	54	50,80	23,80
1"	20	3/4	**A411512/2526**	3/4	63	65	57.15	27.76
1"	25	1"	**A411512/2533**	1"	65	65	57.15	27.76
1"	32	1"1/4	**A411512/2542**	1"1/4	72	70	57.15	27.76
1"1/4	25	1"	**A411512/3233**	1"	71	70	66.68	31.75
1"1/4	32	1"1/4	**A411512/3242**	1"1/4	72	70	66.68	31.75
1"1/2	32	1"1/4	**A411512/3842**	1"1/4	82	80	79,38	36,50
1"1/2	38	1"1/2	**A411512/3848**	1"1/2	84	80	79,38	36,50

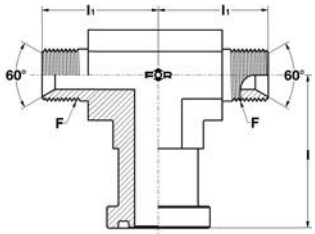

SEMIFLANGE
(RIF. PER ORDINE PAG. 431)
SPLIT FLANGES
(REF. OF ORDER PAG. 431)

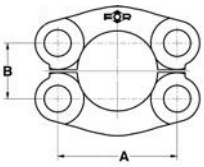

FOR S.P.A. - NORME E DIMENSIONI SOGGETTE A MODIFICHE SENZA PREAVVISO.
FOR S.P.A. - DESIGN DETAILS AND SPECIFICATIONS SUBJECT TO CHANGE WITHOUT PRIOR NOTICE.

RACCORDI A TENUTA CONICA 60° (BSP)

BRITISH STANDARD PIPE (BSP) CONNECTORS 60° SEAT

413019

Flangia a "L" orientabile
maschi BSP - SAE 3000 PSI
Run (ADJ) tee male
BSP - SAE 3000 PSI flange

SEDI PAG.40 / *PORTS PAG.40*

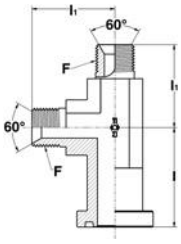

DN	T		RIFERIMENTO REFERENCE	F	I1	I	A	B
SIZE.	MM.	IN.		GAS CIL.BSPP				
1/2	10	3/8	**A413019/1217**	3/8	46	42	38,10	17.48
1/2	12	1/2	**A413019/1221**	1/2	48	42	38,10	17.48
3/4	12	1/2	**A413019/1921**	1/2	54	52	47,63	22,23
3/4	20	3/4	**A413019/1926**	3/4	57	52	47,63	22,23
3/4	25	1"	**A413019/1933**	1"	59	52	47,63	22,23
1"	20	3/4	**A413019/2526**	3/4	59	54	52,37	26,19
1"	25	1"	**A413019/2533**	1"	61	54	52,37	26,19
1"	32	1"1/4	**A413019/2542**	1"1/4	61	54	52,37	26,19
1"1/4	25	1"	**A413019/3233**	1"	65	54	58,72	30,18
1"1/4	32	1"1/4	**A413019/3242**	1"1/4	65	54	58,72	30,18
1"1/2	32	1"1/4	**A413019/3842**	1"1/4	72	61	69,85	35,71
1"1/2	38	1"1/2	**A413019/3848**	1"1/2	75	61	69,85	35,71
1"1/4	25	1"	**SA413019/333226**	1"	61	60	58,72	30,18

413514

Flangia a "L" orientabile
maschi BSP - SAE 6000 PSI
Run (ADJ) tee male
BSP - SAE 6000 PSI flange

SEDI PAG.40 / *PORTS PAG.40*

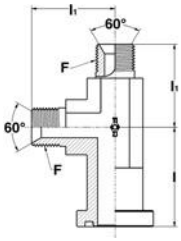

DN	T		RIFERIMENTO REFERENCE	F	I1	I	A	B
SIZE.	MM.	IN.		GAS CIL.BSPP				
1/2	10	3/8	**A413514/1217**	3/8	47	43	40,49	18,24
1/2	12	1/2	**A413514/1221**	1/2	49	43	40,49	18,24
3/4	12	1/2	**A413514/1921**	1/2	54	54	50,80	23,80
3/4	20	3/4	**A413514/1926**	3/4	57	54	50,80	23,80
3/4	25	1"	**A413514/1933**	1"	59	54	50,80	23,80
1"	20	3/4	**A413514/2526**	3/4	63	65	57.15	27.76
1"	25	1"	**A413514/2533**	1"	65	65	57.15	27.76
1"	32	1"1/4	**A413514/2542**	1"1/4	72	70	57.15	27.76
1"1/4	25	1"	**A413514/3233**	1"	71	70	66.68	31.75
1"1/4	32	1"1/4	**A413514/3242**	1"1/4	72	70	66.68	31.75
1"1/2	32	1"1/4	**A413514/3842**	1"1/4	82	80	79,38	36,50
1"1/2	38	1"1/2	**A413514/3848**	1"1/2	84	80	79,38	36,50

SEMIFLANGE
(RIF. PER ORDINE PAG. 431)
SPLIT FLANGES
(REF. OF ORDER PAG. 431)

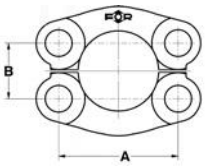

FOR S.P.A. - NORME E DIMENSIONI SOGGETTE A MODIFICHE SENZA PREAVVISO.
FOR S.P.A. - DESIGN DETAILS AND SPECIFICATIONS SUBJECT TO CHANGE WITHOUT PRIOR NOTICE.

402141

Flangia diritta maschio
BSP - interasse metrico
4 fori per viti standard
Straight male
BSP - 4 bolts metric
flange std. screw

SEDI PAG.42 / *PORTS PAG.42*

DN SIZE.	T MM.	T IN.	RIFERIMENTO REFERENCE	F GAS CIL.BSPP	l_1	A	C	l
10	10	3/8	**A402141/1017**	3/8	30	26	5,5	7
12	10	3/8	**A402141/1217**	3/8	35	30	7	9
12	12	1/2	**A402141/1221**	1/2	35	30	7	9
15	10	3/8	**A402141/1517**	3/8	34	35	7	10
15	12	1/2	**A402141/1521**	1/2	36	35	7	10
20	12	1/2	**A402141/2021**	1/2	38	40	7	12
20	20	3/4	**A402141/2026**	3/4	41	40	7	12
26	20	3/4	**A402141/2626**	3/4	48	55	9	16
26	25	1"	**A402141/2633**	1"	50	55	9	16
26	32	1"1/4	**A402141/2642**	1"1/4	51	55	9	16
31	25	1"	**A402141/3133**	1"	52	61	11	18
31	32	1"1/4	**A402141/3142**	1"1/4	52	61	11	18
32	25	1"	**A402141/3233**	1"	54	62	11	18
32	32	1"1/4	**A402141/3242**	1"1/4	54	62	11	18
15	20	3/4	**SA402141/1526**	3/4	41	35	7	10

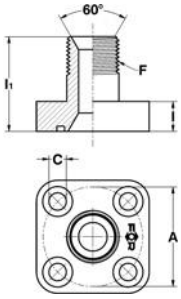

402142

Flangia diritta maschio
BSP - interasse metrico
4 fori per viti maggiorate
Straight male
BSP - 4 bolts metric
flange heavy screw

SEDI PAG.42 / *PORTS PAG.42*

DN SIZE.	T MM.	T IN.	RIFERIMENTO REFERENCE	F GAS CIL.BSPP	l_1	A	C	l
12	10	3/8	**A402142/1217**	3/8	35	30	8,5	9
15	10	3/8	**A402142/1517**	3/8	34	35	8,5	10
15	12	1/2	**A402142/1521**	1/2	36	35	8,5	10
20	12	1/2	**A402142/2021**	1/2	38	40	8,5	12
20	20	3/4	**A402142/2026**	3/4	41	40	8,5	12
25	20	3/4	**A402142/2526**	3/4	48	51	11	16
25	25	1"	**A402142/2533**	1"	50	51	11	16
32	25	1"	**A402142/3233**	1"	54	62	13	18
32	32	1"1/4	**A402142/3242**	1"1/4	54	62	13	18
40	32	1"1/4	**A402142/4042**	1"1/4	57	72,5	13	21
40	38	1"1/2	**A402142/4048**	1"1/2	59	72,5	13	21

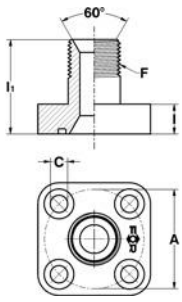

FOR S.P.A. - NORME E DIMENSIONI SOGGETTE A MODIFICHE SENZA PREAVVISO.
FOR S.P.A. - DESIGN DETAILS AND SPECIFICATIONS SUBJECT TO CHANGE WITHOUT PRIOR NOTICE.

RACCORDI A TENUTA CONICA 60° (BSP)

BRITISH STANDARD PIPE (BSP) CONNECTORS 60° SEAT

407134

Flangia 90° maschio
BSP - interasse metrico
3 fori per viti standard
90° male
BSP - 3 bolts metric
flange std. screw

SEDI PAG.42 / *PORTS PAG.42*

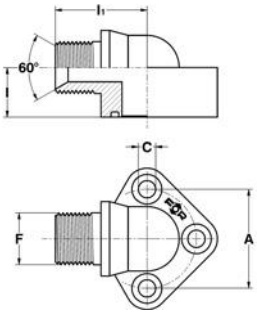

DN SIZE.	T MM.	T IN.	RIFERIMENTO REFERENCE	F GAS CIL.BSPP	I1	I	A	C
10	10	3/8	**A407134/1017**	3/8	28	13.5	26	5,5
12	10	3/8	**A407134/1217**	3/8	30	17	30	7
12	12	1/2	**A407134/1221**	1/2	32	17	30	7
15	10	3/8	**A407134/1517**	3/8	32	17	35	7
15	12	1/2	**A407134/1521**	1/2	34	17	35	7
20	12	1/2	**A407134/2021**	1/2	36	20	40	7
20	20	3/4	**A407134/2026**	3/4	38	20	40	7
20	25	1"	**A407134/2033**	1"	40	25	40	7
26	20	3/4	**A407134/2626**	3/4	43	25	55	9
26	25	1"	**A407134/2633**	1"	45	25	55	9
26	32	1"1/4	**A407134/2642**	1"1/4	46	31	55	9
31	25	1"	**A407134/3133**	1"	50	31	61	11
31	32	1"1/4	**A407134/3142**	1"1/4	50	31	61	11
31	38	1"1/2	**A407134/3148**	1"1/2	52	37	61	11
32	25	1"	**A407134/3233**	1"	50	31	62	11
32	32	1"1/4	**A407134/3242**	1"1/4	50	31	62	11
32	38	1"1/2	**A407134/3248**	1"1/2	52	37	62	11

407135

Flangia 90° maschio
BSP - interasse metrico
3 fori per viti maggiorate
90° male
BSP - 3 bolts metric
flange heavy screw

SEDI PAG.42 / *PORTS PAG.42*

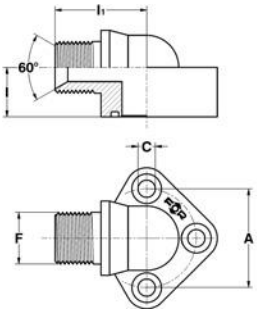

DN SIZE.	T MM.	T IN.	RIFERIMENTO REFERENCE	F GAS CIL.BSPP	I1	I	A	C
12	10	3/8	**A407135/1217**	3/8	30	17	30	8,5
12	12	1/2	**A407135/1221**	1/2	32	17	30	8,5
15	10	3/8	**A407135/1517**	3/8	32	17	35	8,5
15	12	1/2	**A407135/1521**	1/2	34	17	35	8,5
20	12	1/2	**A407135/2021**	1/2	36	20	40	8,5
20	20	3/4	**A407135/2026**	3/4	38	20	40	8,5
20	25	1"	**A407135/2033**	1"	40	25	40	8,5
25	20	3/4	**A407135/2526**	3/4	43	25	51	11
25	25	1"	**A407135/2533**	1"	45	25	51	11
25	32	1"1/4	**A407135/2542**	1"1/4	46	31	51	11
32	25	1"	**A407135/3233**	1"	50	31	62	13
32	32	1"1/4	**A407135/3242**	1"1/4	50	31	62	13
32	38	1"1/2	**A407135/3248**	1"1/2	52	37	62	13
40	38	1"1/2	**A407135/4048**	1"1/2	55	37	72,5	13

FOR S.P.A. - NORME E DIMENSIONI SOGGETTE A MODIFICHE SENZA PREAVVISO.
FOR S.P.A. - DESIGN DETAILS AND SPECIFICATIONS SUBJECT TO CHANGE WITHOUT PRIOR NOTICE.

RACCORDI A TENUTA CONICA 60° (BSP)

BRITISH STANDARD PIPE (BSP)
CONNECTORS 60° SEAT

407178

Flangia 90° maschio
BSP - interasse metrico
4 fori per viti standard
90° male
BSP - 4 bolts metric
flange std. screw

SEDI PAG.42 / *PORTS PAG.42*

DN SIZE.	T MM.	T IN.	RIFERIMENTO REFERENCE	F GAS CIL.BSPP	l_1	l	A	C
10	10	3/8	**A407178/1017**	3/8	32	13,5	26	5,5
12	10	3/8	**A407178/1217**	3/8	34	17	30	7
12	12	1/2	**A407178/1221**	1/2	36	17	30	7
15	10	3/8	**A407178/1517**	3/8	36	17	35	7
15	12	1/2	**A407178/1521**	1/2	39	17	35	7
20	12	1/2	**A407178/2021**	1/2	39	20	40	7
20	20	3/4	**A407178/2026**	3/4	42	20	40	7
26	20	3/4	**A407178/2626**	3/4	50	25	55	9
26	25	1"	**A407178/2633**	1"	52	25	55	9
26	32	1"1/4	**A407178/2642**	1"1/4	53	31	55	9
31	25	1"	**A407178/3133**	1"	57	31	61	11
31	32	1"1/4	**A407178/3142**	1"1/4	57	31	61	11
32	25	1"	**A407178/3233**	1"	57	31	62	11
32	32	1"1/4	**A407178/3242**	1"1/4	57	31	62	11

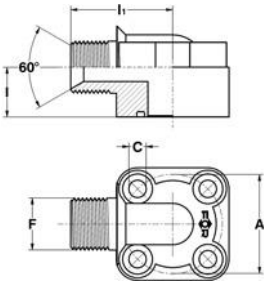

407179

Flangia 90° maschio
BSP - interasse metrico
4 fori per viti maggiorate
90° male
BSP - 4 bolts metric
flange heavy screw

SEDI PAG.42 / *PORTS PAG.42*

DN SIZE.	T MM.	T IN.	RIFERIMENTO REFERENCE	F GAS CIL.BSPP	l_1	l	A	C
12	10	3/8	**A407179/1217**	3/8	34	17	30	8,5
15	10	3/8	**A407179/1517**	3/8	36	17	35	8,5
15	12	1/2	**A407179/1521**	1/2	39	17	35	8,5
20	12	1/2	**A407179/2021**	1/2	39	20	40	8,5
20	20	3/4	**A407179/2026**	3/4	42	20	40	8,5
25	20	3/4	**A407179/2526**	3/4	50	25	51	11
25	25	1"	**A407179/2533**	1"	52	25	51	11
32	25	1"	**A407179/3233**	1"	57	31	62	13
32	32	1"1/4	**A407179/3242**	1"1/4	57	31	62	13
40	32	1"1/4	**A407179/4042**	1"1/4	63	37	72,5	13
40	38	1"1/2	**A407179/4048**	1"1/2	65	37	72,5	13

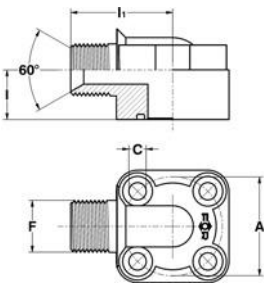

FOR S.P.A. - NORME E DIMENSIONI SOGGETTE A MODIFICHE SENZA PREAVVISO.
FOR S.P.A. - DESIGN DETAILS AND SPECIFICATIONS SUBJECT TO CHANGE WITHOUT PRIOR NOTICE.

5° PARTE / *PART 5*

FLANGE
FLANGES

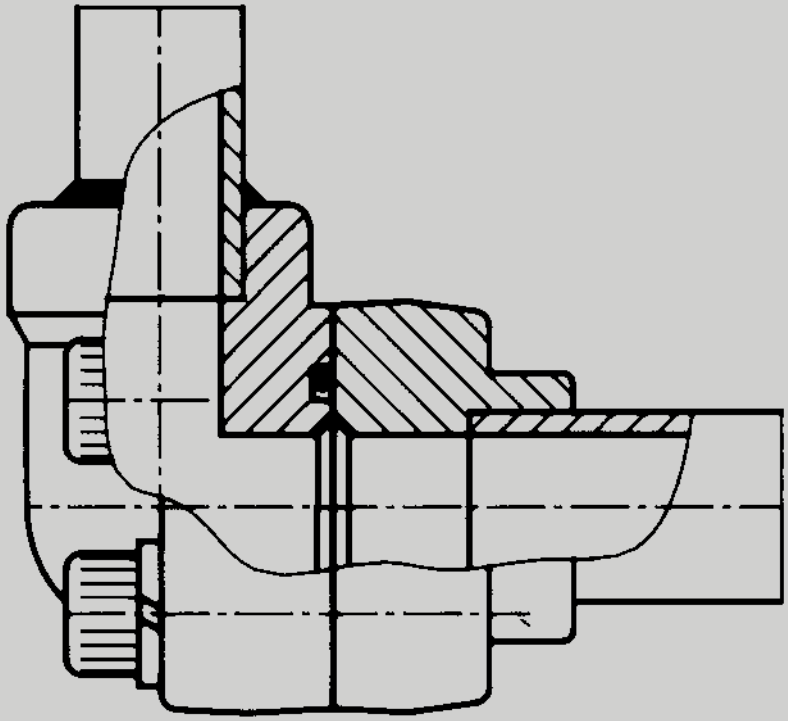

INDICE FIGURATIVO
VISUAL INDEX

415 **402031**

Flangia diritta SAE 3000 PSI
con sede a saldare
Braze or weld-on
SAE 3000 PSI flange

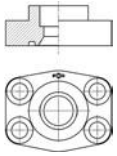

415 **402536**

Flangia diritta SAE 6000 PSI
con sede a saldare
Braze or weld-on
SAE 6000 PSI flange

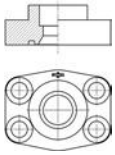

416 **402295**

Flangia diritta SAE 3000 PSI
con tasca a saldare x tubo in pollici
Straight SAE flange 3000 Psi
with braze on housing for inch tubes

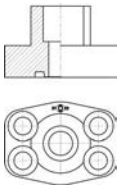

416 **402790**

Flangia diritta SAE 6000 PSI
con tasca a saldare x tubo in pollici
Straight SAE flange 6000 Psi
with braze on housing for inch tubes

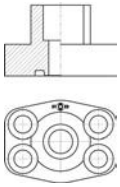

417 **402042**

Controflangia diritta
SAE 3000 PSI con sede a saldare
per viti metriche
Braze or weld-on counterpad
SAE 3000 PSI flange metric thread

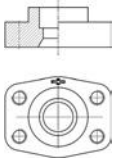

INDICE FIGURATIVO
VISUAL INDEX

417 402547
Controflangia diritta
SAE 6000 PSI con sede a saldare
per viti metriche
Braze or weld-on counterpad
SAE 6000 PSI flange metric thread

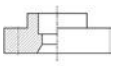

418 402305
Controflangia diritta SAE 3000 PSI
con tasca a saldare x tubo in pollici
Counter flange SAE 3000 Psi
with braze on housing
for inch tubes

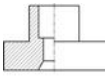
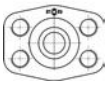

418 402800
Controflangia diritta SAE 6000 PSI
con tasca a saldare x tubo in pollici
Counter flange SAE 6000 Psi
with braze on housing
for inch tubes

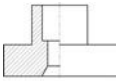

419 402043
Controflangia diritta
SAE 3000 PSI con sede a saldare
per viti UNC
Braze or weld-on counterpad
SAE 3000 PSI flange UNC thread

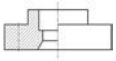

419 402548
Controflangia diritta
SAE 6000 PSI con sede a saldare
per viti UNC
Braze or weld-on counterpad
SAE 6000 PSI flange UNC thread

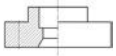

420 402240
Flangia diritta SAE 3000 PSI
con flt.femmina BSP
Straight SAE flange 3000 Psi
with BSPP female port

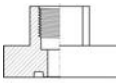
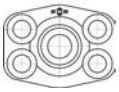

420 402745
Flangia diritta SAE 6000 PSI
con flt.femmina BSP
Straight SAE flange 6000 Psi
with BSPP female port

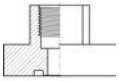
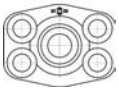

421 402251
Flangia diritta SAE 3000 PSI
con flt.femmina NPTF
Straight SAE flange 3000 Psi
with NPTF female port

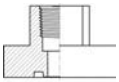
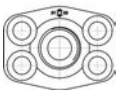

421 402756
Flangia diritta SAE 6000 PSI
con flt.femmina NPTF
Straight SAE flange 6000 Psi
with NPTF female port

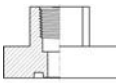
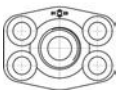

422 402262
Flangia diritta SAE 3000 PSI
con flt.femmina Metrico ISO 6149
Straight SAE flange 3000 Psi
with Metric port ISO 6149

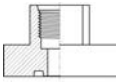

422 402767
Flangia diritta SAE 6000 PSI
con flt.femmina Metrico ISO 6149
Straight SAE flange 6000 Psi
with Metric port ISO 6149

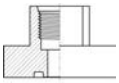

423 402273
Flangia diritta SAE 3000 PSI
con flt.femmina Unf-Un
Straight SAE flange 3000 Psi
with female UNF-UN port

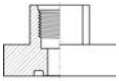

423 402778
Flangia diritta SAE 6000 PSI
con flt.femmina UNF-UN
Straight SAE flange 6000 Psi
with female UNF-UN port

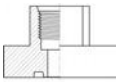

424 402284
Flangia SAE 3000 PSI
con attacco per presa di pressione
Metrico o BSP
Straight SAE flange 3000 Psi
with presuure test port
Metric or BSP

424 402789
Flangia SAE 6000 PSI
con attacco per presa di pressione
Metrico o BSP
Straight SAE flange 6000 Psi
with pressure test port
Metric or BSP

INDICE FIGURATIVO
VISUAL INDEX

425 407068
Flangia 90° SAE 3000 PSI
con sede a saldare
90° Braze or weld-on
SAE 3000 PSI flange

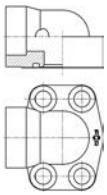

425 407563
Flangia 90° SAE 6000 PSI
con sede a saldare
90° Braze or weld-on
SAE 6000 PSI flange

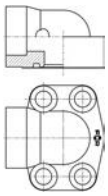

426 407079
Controflangia 90° SAE 3000 PSI con
sede a saldare per viti metriche
90° Braze or weld-on counterpad
SAE 3000 PSI flange metric thread

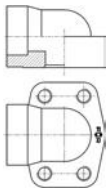

426 407574
Controflangia 90° SAE 6000 PSI con
sede a saldare per viti metriche
90° Braze or weld-on counterpad
SAE 6000 PSI flange metric thread

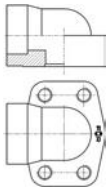

427 407082
Controflangia 90°
SAE 3000 PSI con sede a saldare
per viti UNC
90° Braze or weld-on counterpad
SAE 3000 PSI flange UNC thread

427 407575
Controflangia 90° SAE 6000 PSI
con sede a saldare per viti UNC
90° Braze or weld-on counterpad
SAE 6000 PSI flange UNC thread

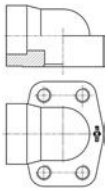

428 402316
Anello SAE 3000 PSI
a saldare TIG
SAE Flange 3000 Psi
with TIG welding end

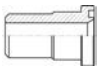

428 402811
Anello SAE 6000 PSI
a saldare TIG
SAE Flange 6000 Psi
with TIG welding end

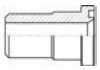

429 407321
Flangia 90° SAE 3000 PSI
con estr.saldare TIG
90° SAE Flange 3000 Psi
with TIG welding end

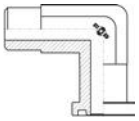

429 407826
Flangia 90° SAE 6000 PSI
con estr.saldare TIG
90° SAE Flange 6000 Psi
with TIG welding end

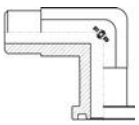

430 401029
Flangia di chiusura
SAE 3000 PSI
Ports closing
SAE 3000 PSI flange

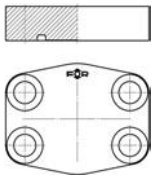

430 401524
Flangia di chiusura
SAE 6000 PSI
Ports closing
SAE 6000 PSI flange

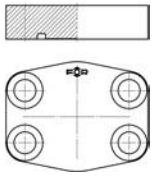

431 401007
Semiflangia
SAE 3000 PSI
SAE 3000 PSI split flange

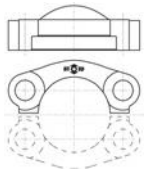

431 401502
Semiflangia
SAE 6000 PSI
SAE 6000 PSI split flange

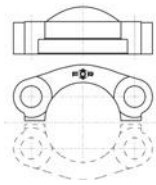

432 401018
Flangia
SAE 3000 PSI
SAE 3000 PSI flange

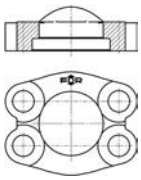

INDICE FIGURATIVO
VISUAL INDEX

432 401513

Flangia
SAE 6000 PSI
SAE 6000 PSI flange

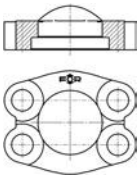

433 402163

Flangia diritta interasse metrico
4 fori per viti standard
con sede a saldare
Braze or weld-on
4 bolts metric flange std. screw

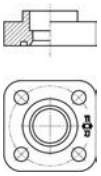

433 402164

Flangia diritta interasse metrico
4 fori per viti maggiorate
con sede a saldare
Braze or weld-on
4 bolts metric flange heavy screw

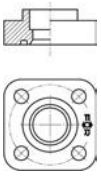

434 407156

Flangia 90° interasse metrico
3 fori per viti standard
con sede a saldare
90° Braze or weld-on
3 bolts metric flange std. screw

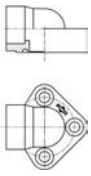

435 407157

Flangia 90° interasse metrico
3 fori per viti maggiorate
con sede a saldare
90° Braze or weld-on
3 bolts metric flange heavy screw

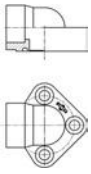

436 407190

Flangia 90° interasse metrico
4 fori per viti standard
con sede a saldare
90° Braze or weld-on
4 bolts metric flange std. screw

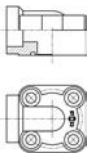

437 407191

Flangia 90° interasse metrico
4 fori per viti maggiorate
con sede a saldare
90° Braze or weld-on
4 bolts metric flange heavy screw

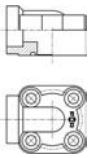

402031

Flangia diritta SAE 3000 PSI
con sede a saldare
Braze or weld-on
SAE 3000 PSI flange

SEDI PAG.40 / *PORTS PAG.40*

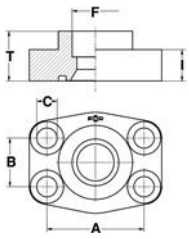

DN SIZE	RIFERIMENTO REFERENCE	F	T	A	B	C	I
1/2	**A402031/1216**	16	23	38,10	17,48	9	14
1/2	**A402031/1218**	18	23	38,10	17,48	9	14
1/2	**A402031/1220**	20	23	38,10	17,48	9	14
3/4	**A402031/1920**	20	25	47,63	22,23	11	15
3/4	**A402031/1922**	22	25	47,63	22,23	11	15
3/4	**A402031/1925**	25	25	47,63	22,23	11	15
3/4	**A402031/1927**	27	25	47,63	22,23	11	15
1"	**A402031/2525**	25	28	52,37	26,19	11	17
1"	**A402031/2527**	27	28	52,37	26,19	11	17
1"	**A402031/2530**	30	28	52,37	26,19	11	17
1"	**A402031/2532**	32	28	52,37	26,19	11	17
1"1/4	**A402031/3232**	32	33	58,72	30,18	11,5	21
1"1/4	**A402031/3235**	35	33	58,72	30,18	11,5	21
1"1/4	**A402031/3238**	38	33	58,72	30,18	11,5	21
1"1/2	**A402031/3842**	42	38	69,85	35,71	13,5	24
1"1/2	**A402031/3848**	48	38	69,85	35,71	13,5	24
1"1/4	**SA402031/3230**	30	33	58,72	30,18	21	32
1"1/4	**SA402031/3240**	40	33	58,72	30,18	21	32
1"1/4	**SA402031/3242**	42	33	58,72	30,18	21	32
1"1/4	**SA402031/3243**	43	33	58,72	30,18	21	32
1"1/2	**SA402031/3838**	38	38	69,85	35,71	13,5	24
1"1/2	**SA402031/3850**	50	38	69,85	35,71	13,5	24

402536

Flangia diritta SAE 6000 PSI
con sede a saldare
Braze or weld-on
SAE 6000 PSI flange

SEDI PAG.40 / *PORTS PAG.40*

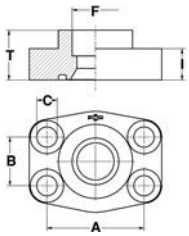

DN SIZE	RIFERIMENTO REFERENCE	F	T	A	B	C	I
1/2	**A402536/1216**	16	23	40,49	18,24	9	15
1/2	**A402536/1218**	18	23	40,49	18,24	9	15
1/2	**A402536/1220**	20	23	40,49	18,24	9	15
3/4	**A402536/1920**	20	27	50,80	23,80	11	17
3/4	**A402536/1922**	22	27	50,80	23,80	11	17
3/4	**A402536/1925**	25	27	50,80	23,80	11	17
3/4	**A402536/1927**	27	27	50,80	23,80	11	17
1"	**A402536/2525**	25	32	57,15	27,76	13	21
1"	**A402536/2527**	27	32	57,15	27,76	13	21
1"	**A402536/2530**	30	32	57,15	27,76	13	21
1"	**A402536/2532**	32	32	57,15	27,76	13	21
1"1/4	**A402536/3232**	32	37	66,68	31,75	15	24
1"1/4	**A402536/3235**	35	37	66,68	31,75	15	24
1"1/4	**A402536/3238**	38	37	66,68	31,75	15	24
1"1/2	**A402536/3842**	42	38	79,38	36,50	17	27
1"1/2	**A402536/3845**	45	38	79,38	36,50	17	27
1"1/2	**A402536/3848**	48	38	79,38	36,50	17	27
1"1/2	**A402536/3850**	50	38	79,38	36,50	17	27
3/4	**SA402536/1930**	30	27	50,80	23,80	17	27
1"1/4	**SA402536/3230**	30	37	66,68	31,75	24	37

FOR S.P.A. - NORME E DIMENSIONI SOGGETTE A MODIFICHE SENZA PREAVVISO.
FOR S.P.A. - DESIGN DETAILS AND SPECIFICATIONS SUBJECT TO CHANGE WITHOUT PRIOR NOTICE.

402295

Flangia diritta SAE 3000 PSI con tasca a saldare x tubo in pollici
Straight SAE flange 3000 Psi with braze on housing for inch tubes

SEDI PAG.40 / *PORTS PAG.40*

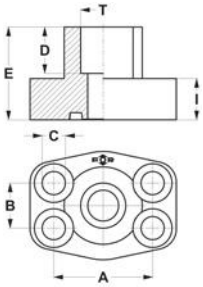

DN SIZE	RIFERIMENTO REFERENCE	T	E	A	B	C	D	I
1/2	**A402295/1217**	17,5	36	38,10	17,48	9	18	16
1/2	**A402295/1221**	21,6	36	38,10	17,48	9	18	16
3/4	**A402295/1927**	27,2	36	47,63	22,23	11	18	18
1"	**A402295/2534**	34,1	38	52,37	26,19	11	18	18
1"1/4	**A402295/3242**	42,8	41	58,72	30,18	11,5	20	21
1"1/2	**A402295/3848**	48,6	44	69,85	35,71	13,5	22	25
2"	**A402295/5161**	61,0	45	77,77	42,88	13,5	24	25
2"1/2	**A402295/6376**	76,6	50	88,90	50,80	13,5	28	25
3"	**A402295/7690**	90,5	50	106,40	61,93	17	28	27

402790

Flangia diritta SAE 6000 PSI con tasca a saldare x tubo in pollici
Straight SAE flange 6000 Psi with braze on housing for inch tubes

SEDI PAG.40 / *PORTS PAG.40*

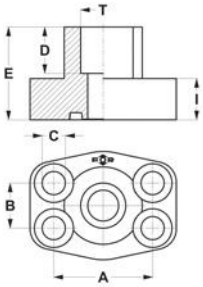



DN SIZE	RIFERIMENTO REFERENCE	T	E	A	B	C	D	I
1/2	**A402790/1217**	17,5	36	40,49	18,24	9	18	16
1/2	**A402790/1221**	21,6	36	40,49	18,24	9	18	16
3/4	**A402790/1927**	27,2	36	50,80	23,80	11	20	19
1"	**A402790/2534**	34,1	44	57,15	27,76	13	22	24
1"1/4	**A402790/3242**	42,8	44	66,68	31,75	15	22	27
1"1/2	**A402790/3848**	48,6	51	79,38	36,50	17	24	30
2"	**A402790/5161**	61,0	70	96,82	44,45	21	25	37

FOR S.P.A. - NORME E DIMENSIONI SOGGETTE A MODIFICHE SENZA PREAVVISO.
FOR S.P.A. - DESIGN DETAILS AND SPECIFICATIONS SUBJECT TO CHANGE WITHOUT PRIOR NOTICE.

402042

Controflangia diritta
SAE 3000 PSI con sede a saldare
per viti metriche
Braze or weld-on counterpad
SAE 3000 PSI flange metric thread

SEDI PAG.40 / *PORTS PAG.40*

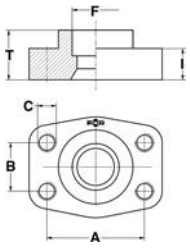

DN SIZE	RIFERIMENTO REFERENCE	F	T	A	B	C	I
1/2	**A402042/1216**	16	23	38,10	17,48	M8	14
1/2	**A402042/1218**	18	23	38,10	17,48	M8	14
1/2	**A402042/1220**	20	23	38,10	17,48	M8	14
3/4	**A402042/1920**	20	25	47,63	22,23	M10	15
3/4	**A402042/1922**	22	25	47,63	22,23	M10	15
3/4	**A402042/1925**	25	25	47,63	22,23	M10	15
3/4	**A402042/1927**	27	25	47,63	22,23	M10	15
1"	**A402042/2525**	25	28	52,37	26,19	M10	17
1"	**A402042/2527**	27	28	52,37	26,19	M10	17
1"	**A402042/2530**	30	28	52,37	26,19	M10	17
1"	**A402042/2532**	32	28	52,37	26,19	M10	17
1"1/4	**A402042/3232**	32	33	58,72	30,18	M10	21
1"1/4	**A402042/3235**	35	33	58,72	30,18	M10	21
1"1/4	**A402042/3238**	38	33	58,72	30,18	M10	21
1"1/2	**A402042/3842**	42	38	69,85	35,71	M12	24
1"1/2	**A402042/3848**	48	38	69,85	35,71	M12	24
1"	**SA402042/2534**	34	28	52,37	26,19	M10	17
1"1/4	**SA402042/3242**	42	33	58,72	30,18	M10	21

402547

Controflangia diritta
SAE 6000 PSI con sede a saldare
per viti metriche
Braze or weld-on counterpad
SAE 6000 PSI flange metric thread

SEDI PAG.40 / *PORTS PAG.40*

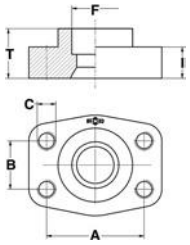

DN SIZE	RIFERIMENTO REFERENCE	F	T	A	B	C	I
1/2	**A402547/1216**	16	23	40,49	18,24	M8	15
1/2	**A402547/1218**	18	23	40,49	18,24	M8	15
1/2	**A402547/1220**	20	23	40,49	18,24	M8	15
3/4	**A402547/1920**	20	27	50,80	23,80	M10	17
3/4	**A402547/1922**	22	27	50,80	23,80	M10	17
3/4	**A402547/1925**	25	27	50,80	23,80	M10	17
3/4	**A402547/1927**	27	27	50,80	23,80	M10	17
1"	**A402547/2525**	25	32	57,15	27,76	M12	21
1"	**A402547/2527**	27	32	57,15	27,76	M12	21
1"	**A402547/2530**	30	32	57,15	27,76	M12	21
1"	**A402547/2532**	32	32	57,15	27,76	M12	21
1"1/4	**A402547/3232**	32	37	66,68	31,75	M14	24
1"1/4	**A402547/3235**	35	37	66,68	31,75	M14	24
1"1/4	**A402547/3238**	38	37	66,68	31,75	M14	24
1"1/2	**A402547/3842**	42	38	79,38	36,50	M16	27
1"	**SA402547/2534**	34	32	57,15	27,76	M12	21

FOR S.P.A. - NORME E DIMENSIONI SOGGETTE A MODIFICHE SENZA PREAVVISO.
FOR S.P.A. - DESIGN DETAILS AND SPECIFICATIONS SUBJECT TO CHANGE WITHOUT PRIOR NOTICE.

402305

Controflangia diritta SAE 3000 PSI con tasca a saldare x tubo in pollici
Counter flange SAE 3000 Psi with braze on housing for inch tubes

SEDI PAG.40 / *PORTS PAG.40*

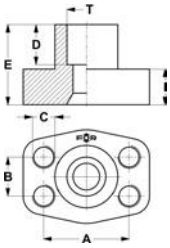

DN SIZE	RIFERIMENTO REFERENCE	T	E	A	B	C	D	I
1/2	**A402305/1217**	17,5	36	38,10	17,48	M8	18	16
1/2	**A402305/1221**	21,6	36	38,10	17,48	M8	18	16
3/4	**A402305/1927**	27,2	36	47,63	22,23	M10	18	18
1"	**A402305/2534**	34,1	38	52,37	26,19	M10	18	18
1"1/4	**A402305/3242**	42,8	41	58,72	30,18	M10	20	21
1"1/2	**A402305/3848**	48,6	44	69,85	35,71	M12	22	25
2"	**A402305/5161**	61,0	45	77,77	42,88	M12	24	25
2"1/2	**A402305/6376**	76,6	50	88,90	50,80	M12	28	25
3"	**A402305/7690**	90,5	50	106,40	61,93	M16	28	27

402800

Controflangia diritta SAE 6000 PSI con tasca a saldare x tubo in pollici
Counter flange SAE 6000 Psi with braze on housing for inch tubes

SEDI PAG.40 / *PORTS PAG.40*

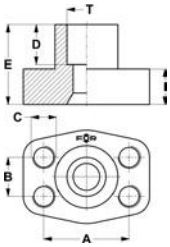

DN SIZE	RIFERIMENTO REFERENCE	T	E	A	B	C	D	I
1/2	**A402800/1217**	17,5	36	40,49	18,24	M8	18	16
1/2	**A402800/1221**	21,6	36	40,49	18,24	M8	18	16
3/4	**A402800/1927**	27,2	36	50,80	23,80	M10	20	19
1"	**A402800/2534**	34,1	44	57,15	27,76	M12	22	24
1"1/4	**A402800/3242**	42,8	44	66,68	31,75	M14	22	27
1"1/2	**A402800/3848**	48,6	51	79,38	36,50	M16	24	30
2"	**A402800/5161**	61,0	70	96,82	44,45	M20	25	37

FOR S.P.A. - NORME E DIMENSIONI SOGGETTE A MODIFICHE SENZA PREAVVISO.
FOR S.P.A. - DESIGN DETAILS AND SPECIFICATIONS SUBJECT TO CHANGE WITHOUT PRIOR NOTICE.

402043

Controflangia diritta
SAE 3000 PSI con sede a saldare per viti UNC
Braze or weld-on counterpad
SAE 3000 PSI flange UNC thread

SEDI PAG.40 / *PORTS PAG.40*

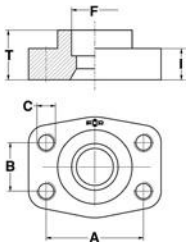

DN SIZE	RIFERIMENTO REFERENCE	F	T	A	B	C	I
1/2	**A402043/1216**	16	23	38,10	17,48	5/16-18 UNC	14
1/2	**A402043/1218**	18	23	38,10	17,48	5/16-18 UNC	14
1/2	**A402043/1220**	20	23	38,10	17,48	5/16-18 UNC	14
3/4	**A402043/1920**	20	25	47,63	22,23	3/8-16 UNC	15
3/4	**A402043/1922**	22	25	47,63	22,23	3/8-16 UNC	15
3/4	**A402043/1925**	25	25	47,63	22,23	3/8-16 UNC	15
3/4	**A402043/1927**	27	25	47,63	22,23	3/8-16 UNC	15
1"	**A402043/2525**	25	28	52,37	26,19	3/8-16 UNC	17
1"	**A402043/2527**	27	28	52,37	26,19	3/8-16 UNC	17
1"	**A402043/2530**	30	28	52,37	26,19	3/8-16 UNC	17
1"	**A402043/2532**	32	28	52,37	26,19	3/8-16 UNC	17
1"1/4	**A402043/3232**	32	33	58,72	30,18	7/16-14 UNC	21
1"1/4	**A402043/3235**	35	33	58,72	30,18	7/16-14 UNC	21
1"1/4	**A402043/3238**	38	33	69,85	35,71	7/16-14 UNC	24
1"1/2	**A402043/3842**	42	38	69,85	35,71	1/2-13 UNC	24

402548

Controflangia diritta
SAE 6000 PSI con sede a saldare per viti UNC
Braze or weld-on counterpad
SAE 6000 PSI flange UNC thread

SEDI PAG.40 / *PORTS PAG.40*

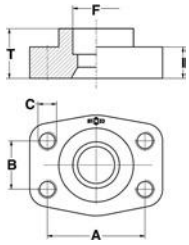

DN SIZE	RIFERIMENTO REFERENCE	F	T	A	B	C	I
1/2	**A402548/1216**	16	23	40,49	18,24	5/16-18 UNC	15
1/2	**A402548/1218**	18	23	40,49	18,24	5/16-18 UNC	15
1/2	**A402548/1220**	20	23	40,49	18,24	5/16-18 UNC	15
3/4	**A402548/1920**	20	27	50,80	23,8	3/8-16 UNC	17
3/4	**A402548/1922**	22	27	50,80	23,8	3/8-16 UNC	17
3/4	**A402548/1925**	25	27	50,80	23,8	3/8-16 UNC	17
3/4	**A402548/1927**	27	27	50,80	23,8	3/8-16 UNC	17
1"	**A402548/2525**	25	32	57,15	27,76	7/16-14 UNC	21
1"	**A402548/2527**	27	32	57,15	27,76	7/16-14 UNC	21
1"	**A402548/2530**	30	32	57,15	27,76	7/16-14 UNC	21
1"	**A402548/2532**	32	32	57,15	27,76	7/16-14 UNC	21
1"1/4	**A402548/3232**	32	37	66,68	31,75	1/2-13 UNC	24
1"1/4	**A402548/3235**	35	37	66,68	31,75	1/2-13 UNC	24
1"1/4	**A402548/3238**	38	37	66,68	31,75	1/2-13 UNC	24
1"1/2	**A402548/3842**	42	38	79,38	36,5	5/8-11 UNC	27

FOR S.P.A. - NORME E DIMENSIONI SOGGETTE A MODIFICHE SENZA PREAVVISO.
FOR S.P.A. - DESIGN DETAILS AND SPECIFICATIONS SUBJECT TO CHANGE WITHOUT PRIOR NOTICE.

402240

Flangia diritta SAE 3000 PSI con flt.femmina BSP
Straight SAE flange 3000 Psi with BSPP female port

SEDI PAG.40 / *PORTS PAG.40*

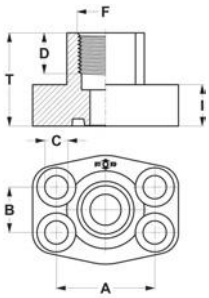

DN SIZE	RIFERIMENTO REFERENCE	F GAS CIL.BSPP	T	A	B	C	D	I
1/2	**A402240/1217**	3/8	36	38,10	17,48	9	13	16
1/2	**A402240/1221**	1/2	36	38,10	17,48	9	15	16
3/4	**A402240/1926**	3/4	36	47,63	22,23	11	18	18
1"	**A402240/2533**	1"	38	52,37	26,19	11	20	18
1"1/4	**A402240/3242**	1"1/4	41	58,72	30,18	11	22	21
1"1/2	**A402240/3848**	1"1/2	44	69,85	35,71	13,5	24	25
2"	**A402240/5160**	2"	45	77,77	42,88	13,5	26	25
2"1/2	**A402240/6375**	2"1/2	50	88,90	50,80	13,5	30	25
3"	**A402240/7689**	3"	50	106,40	61,93	17	30	27
1"	**A402240/2526**	3/4	38	52,37	26,19	11	18	18

402745

Flangia diritta SAE 6000 PSI con flt.femmina BSP
Straight SAE flange 6000 Psi with BSPP female port

SEDI PAG.40 / *PORTS PAG.40*

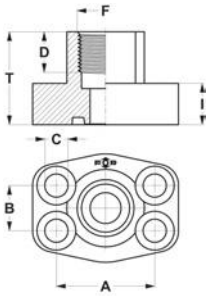

DN SIZE	RIFERIMENTO REFERENCE	F GAS CIL.BSPP	T	A	B	C	D	I
1/2	**A402745/1217**	3/8	36	40,49	18,24	9	13	16
1/2	**A402745/1221**	1/2	36	40,49	18,24	9	15	16
3/4	**A402745/1926**	3/4	36	50,80	23,80	11	18	19
1"	**A402745/2533**	1"	44	57,15	27,76	13	20	24
1"1/4	**A402745/3242**	1"1/4	44	66,68	31,75	15	22	27
1"1/2	**A402745/3848**	1"1/2	51	79,38	36,50	17	24	30
2"	**A402745/5160**	2"	70	96,82	44,45	21	33	37

FOR S.P.A. - NORME E DIMENSIONI SOGGETTE A MODIFICHE SENZA PREAVVISO.
FOR S.P.A. - DESIGN DETAILS AND SPECIFICATIONS SUBJECT TO CHANGE WITHOUT PRIOR NOTICE.

402251

Flangia diritta SAE 3000 PSI con flt.femmina NPTF
Straight SAE flange 3000 Psi with NPTF female port

SEDI PAG.40 / *PORTS PAG.40*

DN SIZE	RIFERIMENTO REFERENCE	F NPTF	T	A	B	C	D	I
1/2	**A402251/1217**	3/8	36	38,10	17,48	9	19	16
1/2	**A402251/1221**	1/2	36	38,10	17,48	9	19	16
3/4	**A402251/1926**	3/4	36	47,63	22,23	11	19	18
1"	**A402251/2533**	1"	38	52,37	26,19	11	19	18
1"1/4	**A402251/3242**	1"1/4	41	58,72	30,18	11,5	22	21
1"1/2	**A402251/3848**	1"1/2	44	69,85	35,71	13,5	24	25
2"	**A402251/5160**	2"	45	77,77	42,88	13,5	26	25

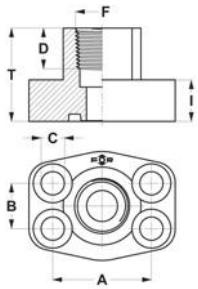

402756

Flangia diritta SAE 6000 PSI con flt.femmina NPTF
Straight SAE flange 6000 Psi with NPTF female port

SEDI PAG.40 / *PORTS PAG.40*

DN SIZE	RIFERIMENTO REFERENCE	F NPTF	T	A	B	C	D	I
1/2	**A402756/1217**	3/8	36	40,49	18,24	9	19	16
1/2	**A402756/1221**	1/2	36	40,49	18,24	9	19	16
3/4	**A402756/1926**	3/4	36	50,80	23,80	11	22	19
1"	**A402756/2533**	1"	44	57,15	27,76	13	24	24
1"1/4	**A402756/3242**	1"1/4	44	66,68	31,75	15	25	27
1"1/2	**A402756/3848**	1"1/2	51	79,38	36,50	17	28	30
2"	**A402756/5160**	2"	70	96,82	44,45	21	33	37

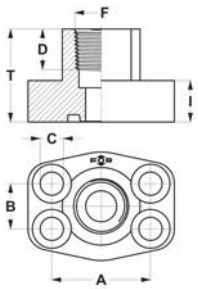

FOR S.P.A. - NORME E DIMENSIONI SOGGETTE A MODIFICHE SENZA PREAVVISO.
FOR S.P.A. - DESIGN DETAILS AND SPECIFICATIONS SUBJECT TO CHANGE WITHOUT PRIOR NOTICE.

402262

Flangia diritta SAE 3000 PSI
con flt.femmina Metrico ISO 6149
Straight SAE flange 3000 Psi
with Metric port ISO 6149

SEDI PAG.40 / *PORTS PAG.40*

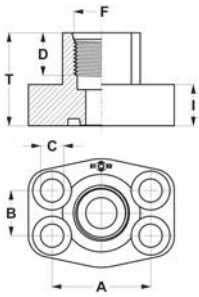

DN SIZE	RIFERIMENTO REFERENCE	F METRICO METRIC	T	A	B	C	D	I
1/2	**A402262/1218**	18x1,5	36	38,10	17,48	9	15	16
1/2	**A402262/1220**	20x1,5	36	38,10	17,48	9	15	16
3/4	**A402262/1922**	22x1,5	36	47,63	22,23	11	16	18
3/4	**A402262/1927**	27x2	36	47,63	22,23	11	19	18
1"	**A402262/2527**	27x2	38	52,37	26,19	11	19	18
1"	**A402262/2533**	33x2	38	52,37	26,19	11	19	18
1"1/4	**A402262/3233**	33x2	41	58,72	30,18	11	19	21
1"1/4	**A402262/3242**	42x2	41	58,72	30,18	11	20	21
1"1/2	**A402262/3842**	42x2	44	69,85	35,71	13,5	20	25
1"1/2	**A402262/3848**	48x2	44	69,85	35,71	13,5	22	25

402767

Flangia diritta SAE 6000 PSI
con flt.femmina Metrico ISO 6149
Straight SAE flange 6000 Psi
with Metric port ISO 6149

SEDI PAG.40 / *PORTS PAG.40*

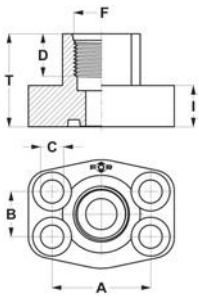

DN SIZE	RIFERIMENTO REFERENCE	F METRICO METRIC	T	A	B	C	D	I
1/2	**A402767/1218**	18x1,5	36	40,49	18,24	9	15	16
1/2	**A402767/1220**	20x1,5	36	40,49	18,24	9	15	16
3/4	**A402767/1922**	22x1,5	36	50,80	23,80	11	16	19
3/4	**A402767/1927**	27x2	36	50,80	23,80	11	19	19
1"	**A402767/2527**	27x2	44	57,15	27,76	13	19	24
1"	**A402767/2533**	33x2	44	57,15	27,76	13	19	24
1"1/4	**A402767/3233**	33x2	44	66,68	31,75	15	19	27
1"1/4	**A402767/3242**	42x2	44	66,68	31,75	15	20	27
1"1/2	**A402767/3842**	42x2	51	79,38	36,50	17	20	30
1"1/2	**A402767/3848**	48x2	51	79,38	36,50	17	22	30

FOR S.P.A. - NORME E DIMENSIONI SOGGETTE A MODIFICHE SENZA PREAVVISO.
FOR S.P.A. - DESIGN DETAILS AND SPECIFICATIONS SUBJECT TO CHANGE WITHOUT PRIOR NOTICE.

402273

Flangia diritta SAE 3000 PSI con flt.femmina Unf-Un
Straight SAE flange 3000 Psi with female UNF-UN port

SEDI PAG.40 / *PORTS PAG.40*

DN SIZE	RIFERIMENTO REFERENCE	F UNF-UN	T	A	B	C	D	I
1/2	**A402273/1219**	3/4-16	36	38,10	17,48	9	17	16
3/4	**A402273/1922**	7/8-14	36	47,63	22,23	11	17	18
3/4	**A402273/1927**	1"1/16-12	36	47,63	22,23	11	23	18
1"	**A402273/2527**	1"1/16-12	38	52,37	26,19	11	23	18
1"	**A402273/2533**	1"5/16-12	38	52,37	26,19	11	23	18
1"1/4	**A402273/3233**	1"5/16-12	41	58,72	30,18	11	23	21
1"1/4	**A402273/3241**	1"5/8-12	41	58,72	30,18	11	23	21
1"1/2	**A402273/3841**	1"5/8-12	44	69,85	35,71	13,5	23	25
1"1/2	**A402273/3848**	1"7/8-12	44	69,85	35,71	13,5	23	25

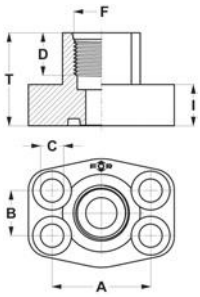

402778

Flangia diritta SAE 6000 PSI con flt.femmina UNF-UN
Straight SAE flange 6000 Psi with female UNF-UN port

SEDI PAG.40 / *PORTS PAG.40*

DN SIZE	RIFERIMENTO REFERENCE	F UNF-UN	T	A	B	C	D	I
1/2	**A402778/1219**	3/4-16	36	40,49	18,24	9	17	16
3/4	**A402778/1922**	7/8-14	36	50,80	23,80	11	17	19
3/4	**A402778/1927**	1"1/16-12	36	50,80	23,80	11	23	19
1"	**A402778/2527**	1"1/16-12	44	57,15	27,76	13	23	24
1"	**A402778/2533**	1"5/16-12	44	57,15	27,76	13	23	24
1"1/4	**A402778/3233**	1"5/16-12	44	66,68	31,75	15	23	27
1"1/4	**A402778/3241**	1"5/8-12	44	66,68	31,75	15	23	27
1"1/2	**A402778/3841**	1"5/8-12	51	79,38	36,50	17	23	30
1"1/2	**A402778/3848**	1"7/8-12	51	79,38	36,50	17	23	30

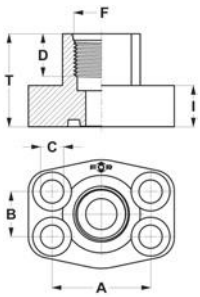

FOR S.P.A. - NORME E DIMENSIONI SOGGETTE A MODIFICHE SENZA PREAVVISO.
FOR S.P.A. - DESIGN DETAILS AND SPECIFICATIONS SUBJECT TO CHANGE WITHOUT PRIOR NOTICE.

402284

Flangia SAE 3000 PSI
con attacco per presa di pressione
Metrico o BSP
Straight SAE flange 3000 Psi
with presuure test port
Metric or BSP

SEDI PAG.40 / *PORTS PAG.40*

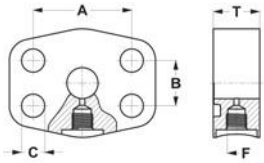

DN SIZE	RIFERIMENTO REFERENCE	F	T	A	B	C
1"	**A402284/2510**	M10x1	19	52,37	26,19	11
1"	**A402284/2513**	1/4 GAS	19	52,37	26,19	11
1"1/4	**A402284/3210**	M10x1	20	58,72	30,18	11,5
1"1/4	**A402284/3213**	1/4 GAS	20	58,72	30,18	11,5
1"1/2	**A402284/3810**	M10x1	25	69,85	35,71	13,5
1"1/2	**A402284/3813**	1/4 GAS	25	69,85	35,71	13,5
2"	**A402284/5110**	M10x1	25	77,77	42,88	13,5
2"	**A402284/5113**	1/4 GAS	25	77,77	42,88	13,5
2"1/2	**A402284/6310**	M10x1	25	88,90	50,80	13,5
2"1/2	**A402284/6313**	1/4 GAS	25	88,90	50,80	13,5
3"	**A402284/7610**	M10x1	27	106,40	61,93	17
3"	**A402284/7613**	1/4 GAS	27	106,40	61,93	17

402789

Flangia SAE 6000 PSI
con attacco per presa di pressione
Metrico o BSP
Straight SAE flange 6000 Psi
with pressure test port
Metric or BSP

SEDI PAG.40 / *PORTS PAG.40*

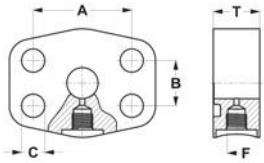

DN SIZE	RIFERIMENTO REFERENCE	F	T	A	B	C
1"	**A402789/2510**	M10x1	22	57,15	27,76	13
1"	**A402789/2513**	1/4 GAS	22	57,15	27,76	13
1"1/4	**A402789/3210**	M10x1	26	66,68	31,75	15
1"1/4	**A402789/3213**	1/4 GAS	26	66,68	31,75	15
1"1/2	**A402789/3810**	M10x1	30	79,38	36,50	17
1"1/2	**A402789/3813**	1/4 GAS	30	79,38	36,50	17
2"	**A402789/5110**	M10x1	36	96,82	44,45	21
2"	**A402789/5113**	1/4 GAS	36	96,82	44,45	21

FOR S.P.A. - NORME E DIMENSIONI SOGGETTE A MODIFICHE SENZA PREAVVISO.
FOR S.P.A. - DESIGN DETAILS AND SPECIFICATIONS SUBJECT TO CHANGE WITHOUT PRIOR NOTICE.

407068

Flangia 90° SAE 3000 PSI
con sede a saldare
90° Braze or weld-on
SAE 3000 PSI flange

SEDI PAG.40 / *PORTS PAG.40*

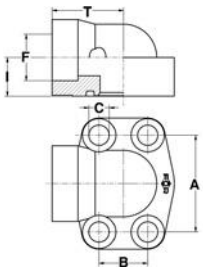

DN SIZE	RIFERIMENTO REFERENCE	F	T	I	A	B	C
1/2	A407068/1216	16	28	15	38,10	17,48	9
1/2	A407068/1218	18	28	15	38,10	17,48	9
1/2	A407068/1220	20	28	15	38,10	17,48	9
3/4	A407068/1920	20	32	18	47,63	22,23	11
3/4	A407068/1922	22	32	18	47,63	22,23	11
3/4	A407068/1925	25	32	18	47,63	22,23	11
1"	A407068/2525	25	36	21	52,37	26,19	11
1"	A407068/2527	27	36	21	52,37	26,19	11
1"	A407068/2530	30	36	21	52,37	26,19	11
1"	A407068/2532	32	36	21	52,37	26,19	11
1"1/4	A407068/3232	32	41	25	58,72	30,18	11,5
1"1/4	A407068/3235	35	41	25	58,72	30,18	11,5
1"1/4	A407068/3238	38	41	25	58,72	30,18	11,5
1"1/2	A407068/3838	38	47	29	69,85	35,71	13,5
1"1/2	A407068/3842	42	47	29	69,85	35,71	13,5
1"1/2	A407068/3848	48	47	29	69,85	35,71	13,5
1/2	SA407068/1212	12	28	15	38,10	17,48	9
3/4	SA407068/1916	16	32	18	47,63	22,23	11
1"	SA407068/2534	34	36	21	52,37	26,19	11
1"1/4	SA407068/3243	43	41	25	58,72	30,18	11,5

407563

Flangia 90° SAE 6000 PSI
con sede a saldare
90° Braze or weld-on
SAE 6000 PSI flange

SEDI PAG.40 / *PORTS PAG.40*

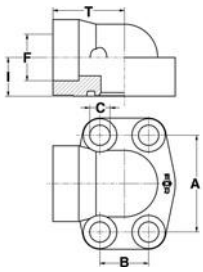

DN SIZE	RIFERIMENTO REFERENCE	F	T	I	A	B	C
1/2	A407563/1216	16	28	15	40,49	18,24	9
1/2	A407563/1218	18	28	15	40,49	18,24	9
1/2	A407563/1220	20	28	15	40,49	18,24	9
3/4	A407563/1920	20	36	21	50,80	23,80	11
3/4	A407563/1922	22	36	21	50,80	23,80	11
3/4	A407563/1925	25	36	21	50,80	23,80	11
1"	A407563/2525	25	41	25	57,15	27,76	13
1"	A407563/2527	27	41	25	57,15	27,76	13
1"	A407563/2530	30	41	25	57,15	27,76	13
1"	A407563/2532	32	41	25	57,15	27,76	13
1"1/4	A407563/3232	32	47	29	66,68	31,75	15
1"1/4	A407563/3235	35	47	29	66,68	31,75	15
1"1/4	A407563/3238	38	47	29	66,68	31,75	15
1"1/2	A407563/3842	42	51	29	79,38	36,50	17
1"1/2	A407563/3848	48	51	29	79,38	36,50	17
3/4	SA407563/1930	30	36	21	50,80	23,80	11
1"	SA407563/2522	22	41	25	57,15	27,76	13
1"	SA407563/2534	34	41	25	57,15	27,76	13
1"	SA407563/2538	38	41	25	57,15	27,76	13
1"1/4	SA407563/3242	42	47	29	66,68	31,75	15

FOR S.P.A. - NORME E DIMENSIONI SOGGETTE A MODIFICHE SENZA PREAVVISO.
FOR S.P.A. - DESIGN DETAILS AND SPECIFICATIONS SUBJECT TO CHANGE WITHOUT PRIOR NOTICE.

407079

Controflangia 90°
SAE 3000 PSI con sede a saldare
per viti metriche
90° Braze or weld-on counterpad
SAE 3000 PSI flange metric thread

SEDI PAG.40 / *PORTS PAG.40*

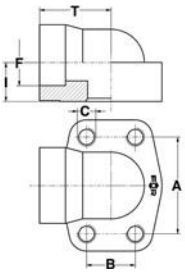

DN SIZE	RIFERIMENTO REFERENCE	F	T	I	A	B	C
1/2	**A407079/1216**	16	28	15	38,10	17,48	M8
1/2	**A407079/1218**	18	28	15	38,10	17,48	M8
1/2	**A407079/1220**	20	28	15	38,10	17,48	M8
3/4	**A407079/1920**	20	32	18	47,63	22,23	M10
3/4	**A407079/1922**	22	32	18	47,63	22,23	M10
3/4	**A407079/1925**	25	32	18	47,63	22,23	M10
1"	**A407079/2525**	25	36	21	52,37	26,19	M10
1"	**A407079/2527**	27	36	21	52,37	26,19	M10
1"	**A407079/2530**	30	36	21	52,37	26,19	M10
1"	**A407079/2532**	32	36	21	52,37	26,19	M10
1"1/4	**A407079/3232**	32	41	25	58,72	30,18	M10
1"1/4	**A407079/3235**	35	41	25	58,72	30,18	M10
1"1/4	**A407079/3238**	38	41	25	58,72	30,18	M10
1"1/2	**A407079/3842**	42	47	29	69,85	35,71	M12
1"1/2	**A407079/3848**	48	47	29	69,85	35,71	M12
1"1/2	**SA407079/3838**	38	47	29	69,85	35,71	M12

407574

Controflangia 90°
SAE 6000 PSI con sede a saldare
per viti metriche
90° Braze or weld-on counterpad
SAE 6000 PSI flange metric thread

SEDI PAG.40 / *PORTS PAG.40*

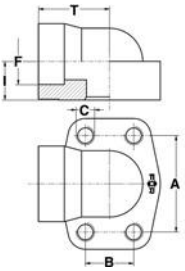

DN SIZE	RIFERIMENTO REFERENCE	F	T	I	A	B	C
1/2	**A407574/1216**	16	28	15	40,49	18,24	M8
1/2	**A407574/1218**	18	28	15	40,49	18,24	M8
1/2	**A407574/1220**	20	28	15	40,49	18,24	M8
3/4	**A407574/1920**	20	36	21	50,80	23,80	M10
3/4	**A407574/1922**	22	36	21	50,80	23,80	M10
3/4	**A407574/1925**	25	36	21	50,80	23,80	M10
1"	**A407574/2525**	25	41	25	57,15	27,76	M12
1"	**A407574/2527**	27	41	25	57,15	27,76	M12
1"	**A407574/2530**	30	41	25	57,15	27,76	M12
1"	**A407574/2532**	32	41	25	57,15	27,76	M12
1"1/4	**A407574/3232**	32	47	29	66,68	31,75	M14
1"1/4	**A407574/3235**	35	47	29	66,68	31,75	M14
1"1/4	**A407574/3238**	38	47	29	66,68	31,75	M14
1"1/2	**A407574/3842**	42	51	29	79,38	36,50	M16
1"1/2	**A407574/3848**	48	51	29	79,38	36,50	M16

FOR S.P.A. - NORME E DIMENSIONI SOGGETTE A MODIFICHE SENZA PREAVVISO.
FOR S.P.A. - DESIGN DETAILS AND SPECIFICATIONS SUBJECT TO CHANGE WITHOUT PRIOR NOTICE.

407082

Controflangia 90°
SAE 3000 PSI con sede a saldare per viti UNC
90° Braze or weld-on counterpad SAE 3000 PSI flange UNC thread

SEDI PAG.40 / *PORTS PAG.40*

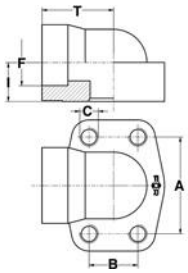

DN SIZE	RIFERIMENTO REFERENCE	F	T	I	A	B	C
1/2	**A407082/1216**	16	28	15	38,10	17,48	5/16-18 UNC
1/2	**A407082/1218**	18	28	15	38,10	17,48	5/16-18 UNC
1/2	**A407082/1220**	20	28	15	38,10	17,48	5/16-18 UNC
3/4	**A407082/1920**	20	32	18	47,63	22,23	3/8-16 UNC
3/4	**A407082/1922**	22	32	18	47,63	22,23	3/8-16 UNC
3/4	**A407082/1925**	25	32	18	47,63	22,23	3/8-16 UNC
1"	**A407082/2525**	25	36	21	52,37	26,19	3/8-16 UNC
1"	**A407082/2527**	27	36	21	52,37	26,19	3/8-16 UNC
1"	**A407082/2530**	30	36	21	52,37	26,19	3/8-16 UNC
1"	**A407082/2532**	32	36	21	52,37	26,19	3/8-16 UNC
1"1/4	**A407082/3232**	32	41	25	58,72	30,18	7/16-14 UNC
1"1/4	**A407082/3235**	35	41	25	58,72	30,18	7/16-14 UNC
1"1/4	**A407082/3238**	38	41	25	58,72	30,18	7/16-14 UNC
1"1/2	**A407082/3842**	42	47	29	69,85	35,71	1/2-13 UNC
1"1/2	**A407082/3848**	48	47	29	69,85	35,71	1/2-13 UNC

407575

Controflangia 90°
SAE 6000 PSI con sede a saldare per viti UNC
90° Braze or weld-on counterpad SAE 6000 PSI flange UNC thread

SEDI PAG.40 / *PORTS PAG.40*

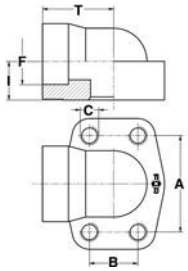

DN SIZE	RIFERIMENTO REFERENCE	F	T	I	A	B	C
1/2	**A407575/1216**	16	28	15	40,49	18,24	5/16-18 UNC
1/2	**A407575/1218**	18	28	15	40,49	18,24	5/16-18 UNC
1/2	**A407575/1220**	20	28	15	40,49	18,24	5/16-18 UNC
3/4	**A407575/1920**	20	36	21	50,80	23,8	3/8-16 UNC
3/4	**A407575/1922**	22	36	21	50,80	23,8	3/8-16 UNC
3/4	**A407575/1925**	25	36	21	50,80	23,8	3/8-16 UNC
1"	**A407575/2525**	25	41	25	57,15	27,76	7/16-14 UNC
1"	**A407575/2527**	27	41	25	57,15	27,76	7/16-14 UNC
1"	**A407575/2530**	30	41	25	57,15	27,76	7/16-14 UNC
1"	**A407575/2532**	32	41	25	57,15	27,76	7/16-14 UNC
1"1/4	**A407575/3232**	32	47	29	66,68	31,75	1/2-13 UNC
1"1/4	**A407575/3235**	35	47	29	66,68	31,75	1/2-13 UNC
1"1/4	**A407575/3238**	38	47	29	66,68	31,75	1/2-13 UNC
1"1/2	**A407575/3842**	42	51	29	79,38	36,5	5/8-11 UNC
1"1/2	**A407575/3848**	48	51	29	79,38	36,5	5/8-11 UNC

FOR S.P.A. - NORME E DIMENSIONI SOGGETTE A MODIFICHE SENZA PREAVVISO.
FOR S.P.A. - DESIGN DETAILS AND SPECIFICATIONS SUBJECT TO CHANGE WITHOUT PRIOR NOTICE.

402316

Anello SAE 3000 PSI
a saldare TIG
SAE Flange 3000 Psi
with TIG welding end

SEDI PAG.40 / *PORTS PAG.40*

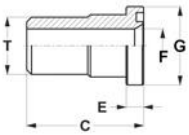

DN SIZE	RIFERIMENTO REFERENCE	T	C	F	G	A	B	E
1/2	**A402316/1222**	22	45	13	30,18	38,10	17,48	6,73
3/4	**A402316/1928**	28	50	19	38,10	47,63	22,23	6,73
1"	**A402316/2535**	35	55	25	44,45	52,37	26,19	8,00
1"1/4	**A402316/3243**	43	60	31	50,80	58,72	30,18	8,00
1"1/2	**A402316/3850**	50	65	38	60,33	69,85	35,71	8,00
2"	**A402316/5162**	62	70	47	71,42	77,77	42,88	9,53
2"1/2	**A402316/6374**	74	75	63	84,12	88,90	50,80	9,53
3"	**A402316/7690**	90	85	70	101,60	106,40	61,93	9,53

402811

Anello SAE 6000 PSI
a saldare TIG
SAE Flange 6000 Psi
with TIG welding end

SEDI PAG.40 / *PORTS PAG.40*

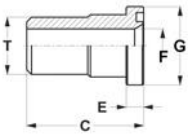

DN SIZE	RIFERIMENTO REFERENCE	T	C	F	G	A	B	E
1/2	**A402811/1222**	22	45	13	31,75	40,49	18,24	7,75
3/4	**A402811/1928**	28	50	18	41,28	50,80	23,80	8,76
1"	**A402811/2535**	35	55	22	47,63	57,15	27,76	9,53
1"1/4	**A402811/3244**	44	60	29	53,98	66,68	31,75	10,29
1"1/2	**A402811/3851**	51	65	35	63,50	79,38	36,50	12,57
2"	**A402811/5161**	61	70	43	79,38	96,82	44,45	12,57

SEMIFLANGE
(RIF. PER ORDINE PAG. 431)
SPLIT FLANGES
(REF. OF ORDER PAG. 431)

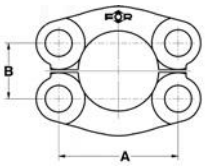

FOR S.P.A. - NORME E DIMENSIONI SOGGETTE A MODIFICHE SENZA PREAVVISO.
FOR S.P.A. - DESIGN DETAILS AND SPECIFICATIONS SUBJECT TO CHANGE WITHOUT PRIOR NOTICE.

407321

Flangia 90° SAE 3000 PSI
con estr.saldare TIG
90° SAE Flange 3000 Psi
with TIG welding end

SEDI PAG.40 / *PORTS PAG.40*

DN SIZE	RIFERIMENTO REFERENCE	T	C	D	F	G	A	B	E
1/2	**A407321/1221**	21,6	50	44	13	30,18	38,10	17,48	6,73
3/4	**A407321/1927**	27,2	64	53	19	38,10	47,63	22,23	6,73
1"	**A407321/2534**	34,5	65	60	25	44,45	52,37	26,19	8,00
1"1/4	**A407321/3242**	42,8	64	55	30	50,80	58,72	30,18	8,00
1"1/2	**A407321/3848**	48,6	78	66	38	60,33	69,85	35,71	8,00

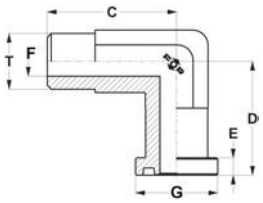

407826

Flangia 90° SAE 6000 PSI
con estr.saldare TIG
90° SAE Flange 6000 Psi
with TIG welding end

SEDI PAG.40 / *PORTS PAG.40*

DN SIZE	RIFERIMENTO REFERENCE	T	C	D	F	G	A	B	E
1/2	**A407826/1221**	21,6	50	44	13	31,75	40,49	18,24	7,75
3/4	**A407826/1927**	27,2	64	53	18	41,28	50,80	23,80	8,76
1"	**A407826/2534**	34,5	62	60	22	47,63	57,15	27,76	9,53
1"1/4	**A407826/3242**	42,8	72	70	28	53,98	66,68	31,75	10,29
1"1/2	**A407826/3848**	48,6	84	80	32	63,50	79,38	36,50	12,57

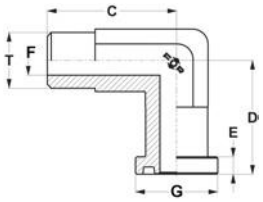

SEMIFLANGE
(RIF. PER ORDINE PAG. 431)
SPLIT FLANGES
(REF. OF ORDER PAG. 431)

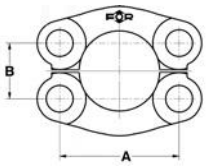

FOR S.P.A. - NORME E DIMENSIONI SOGGETTE A MODIFICHE SENZA PREAVVISO.
FOR S.P.A. - DESIGN DETAILS AND SPECIFICATIONS SUBJECT TO CHANGE WITHOUT PRIOR NOTICE.

FLANGE

FLANGES

401029

Flangia di chiusura
SAE 3000 PSI
Ports closing
SAE 3000 PSI flange

SEDI PAG.40 / *PORTS PAG.40*

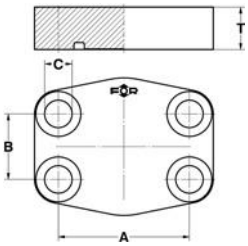

DN SIZE	RIFERIMENTO REFERENCE	A	B	C	T
1/2	**A401029/12**	38,10	17,48	9	14
3/4	**A401029/19**	47,63	22,23	11	15
1"	**A401029/25**	52,37	26,19	11	17
1"1/4	**A401029/32**	58,72	30,18	11,5	21
1"1/2	**A401029/38**	69,85	35,71	13,5	24
2"	**A401029/51**	77,77	42,88	13,5	24
2"1/2	**A401029/63**	88,90	50,80	13,5	24
3"	**A401029/76**	106,40	61,93	17	24
4"	**A401029/102**	130,18	77,76	17	26

401524

Flangia di chiusura
SAE 6000 PSI
Ports closing
SAE 6000 PSI flange

SEDI PAG.40 / *PORTS PAG.40*

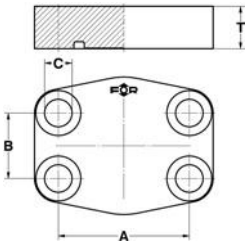

DN SIZE	RIFERIMENTO REFERENCE	A	B	C	T
1/2	**A401524/12**	40,49	18,24	9	15
3/4	**A401524/19**	50,80	23,80	11	17
1"	**A401524/25**	57,15	27,76	13	21
1"1/4	**A401524/32**	66,68	31,75	15	24
1"1/2	**A401524/38**	79,38	36,50	17	27
2"	**A401524/51**	96,82	44,45	21	33

FOR S.P.A. - NORME E DIMENSIONI SOGGETTE A MODIFICHE SENZA PREAVVISO.
FOR S.P.A. - DESIGN DETAILS AND SPECIFICATIONS SUBJECT TO CHANGE WITHOUT PRIOR NOTICE.

401007

Semiflangia
SAE 3000 PSI
SAE 3000 PSI split flange

SEDI PAG.40 / *PORTS PAG.40*

DN SIZE	RIFERIMENTO REFERENCE	A	B	C	I	T
1/2	**A401007/12**	38,10	17,48	9	13	19
3/4	**A401007/19**	47,63	22,23	11	14	22
1"	**A401007/25**	52,37	26,19	11	16	24
1"1/4	**A401007/32**	58,72	30,18	11,5	14	22
1"1/2	**A401007/38**	69,85	35,71	13,5	16	25
2"	**A401007/51**	77,77	42,88	13,5	16	26
2"1/2	**A401007/63**	88,90	50,80	13,5	19	38
3"	**A401007/76**	106,40	61,93	17	22	41

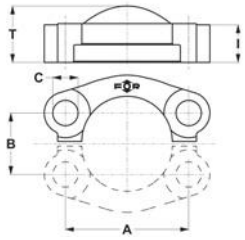

401502

Semiflangia
SAE 6000 PSI
SAE 6000 PSI split flange

SEDI PAG.40 / *PORTS PAG.40*

DN SIZE	RIFERIMENTO REFERENCE	A	B	C	I	T
1/2	**A401502/12**	40,49	18,24	9	16	22
3/4	**A401502/19**	50,80	23,80	11	19	28
1"	**A401502/25**	57,15	27,76	13	24	33
1"1/4	**A401502/32**	66,68	31,75	15	27	38
1"1/2	**A401502/38**	79,38	36,50	17	30	43
2"	**A401502/51**	96,82	44,45	21	37	53

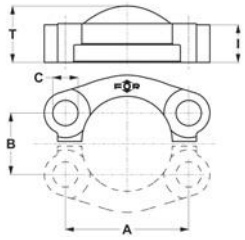

FOR S.P.A. - NORME E DIMENSIONI SOGGETTE A MODIFICHE SENZA PREAVVISO.
FOR S.P.A. - DESIGN DETAILS AND SPECIFICATIONS SUBJECT TO CHANGE WITHOUT PRIOR NOTICE.

401018

Flangia
SAE 3000 PSI
SAE 3000 PSI flange

SEDI PAG.40 / *PORTS PAG.40*

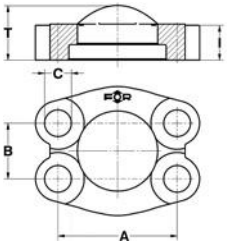

DN SIZE	RIFERIMENTO REFERENCE	A	B	C	I	T
1/2	**A401018/12**	38,10	17,48	9	13	19
3/4	**A401018/19**	47,63	22,23	11	14	22
1"	**A401018/25**	52,37	26,19	11	16	24
1"1/4	**A401018/32**	58,72	30,18	11,5	14	22
1"1/2	**A401018/38**	69,85	35,71	13,5	16	25
2"	**A401018/51**	77,77	42,88	13,5	16	26
2"1/2	**A401018/63**	88,90	50,80	13,5	19	38
3"	**A401018/76**	106,40	61,93	17	22	41

401513

Flangia
SAE 6000 PSI
SAE 6000 PSI flange

SEDI PAG.40 / *PORTS PAG.40*

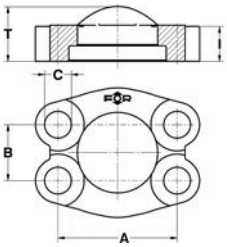

DN SIZE	RIFERIMENTO REFERENCE	A	B	C	I	T
1/2	**A401513/12**	40,49	18,24	9	16	22
3/4	**A401513/19**	50,80	23,80	11	19	28
1"	**A401513/25**	57,15	27,76	13	24	33
1"1/4	**A401513/32**	66,68	31,75	15	27	38
1"1/2	**A401513/38**	79,38	36,50	17	30	43
2"	**A401513/51**	96,82	44,45	21	37	53

FOR S.P.A. - NORME E DIMENSIONI SOGGETTE A MODIFICHE SENZA PREAVVISO.
FOR S.P.A. - DESIGN DETAILS AND SPECIFICATIONS SUBJECT TO CHANGE WITHOUT PRIOR NOTICE.

402163

Flangia diritta interasse metrico
4 fori per viti standard
con sede a saldare
Braze or weld-on
4 bolts metric
flange std. screw

SEDI PAG.42 / *PORTS PAG.42*

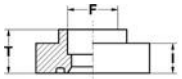

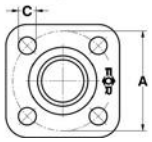

DN SIZE	RIFERIMENTO REFERENCE	F	T	A	C	I
10	A402163/1012	12	10	26	5,5	7
12	A402163/1212	12	13	30	7	9
12	A402163/1214	14	13	30	7	9
15	A402163/1512	12	14	35	7	10
15	A402163/1514	14	14	35	7	10
15	A402163/1516	16	14	35	7	10
15	A402163/1518	18	14	35	7	10
20	A402163/2016	16	17	40	7	12
20	A402163/2018	18	17	40	7	12
20	A402163/2020	20	17	40	7	12
20	A402163/2022	22	17	40	7	12
26	A402163/2625	25	22	55	9	16
26	A402163/2627	27	22	55	9	16
26	A402163/2630	30	22	55	9	16
26	A402163/2632	32	22	55	9	16
31	A402163/3132	32	25	61	11	18
31	A402163/3135	35	25	61	11	18
32	A402163/3230	30	25	62	11	18
32	A402163/3232	32	25	62	11	18
32	A402163/3235	35	25	62	11	18
26	SA402163/2628	28	22	55	9	16

402164

Flangia diritta interasse metrico
4 fori per viti maggiorate
con sede a saldare
Braze or weld-on
4 bolts metric
flange heavy screw

SEDI PAG.42 / *PORTS PAG.42*

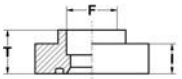

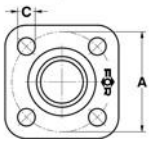

DN SIZE	RIFERIMENTO REFERENCE	F	T	A	C	I
12	A402164/1212	12	13	30	8,5	9
15	A402164/1512	12	14	35	8,5	10
15	A402164/1514	14	14	35	8,5	10
20	A402164/2016	16	17	40	8,5	12
20	A402164/2018	18	17	40	8,5	12
20	A402164/2020	20	17	40	8,5	12
25	A402164/2522	22	22	51	11	16
25	A402164/2525	25	22	51	11	16
25	A402164/2527	27	22	51	11	16
32	A402164/3230	30	25	62	13	18
32	A402164/3232	32	25	62	13	18
32	A402164/3235	35	25	62	13	18
40	A402164/4038	38	29	72,5	13	21
40	A402164/4042	42	29	72,5	13	21
20	SA402164/2022	22	17	40	8,5	12

FOR S.P.A. - NORME E DIMENSIONI SOGGETTE A MODIFICHE SENZA PREAVVISO.
FOR S.P.A. - DESIGN DETAILS AND SPECIFICATIONS SUBJECT TO CHANGE WITHOUT PRIOR NOTICE.

407156

Flangia 90° interasse metrico
3 fori per viti standard
con sede a saldare
90° Braze or weld-on
3 bolts metric
flange std. screw

SEDI PAG.42 / *PORTS PAG.42*

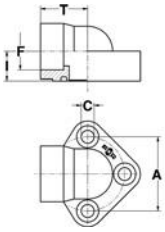

DN SIZE	RIFERIMENTO REFERENCE	F	T	I	A	C
10	**A407156/1012**	12	20	13	26	5,5
10	**A407156/1014**	14	20	13	26	5,5
12	**A407156/1212**	12	22	13	30	7
12	**A407156/1214**	14	22	13	30	7
12	**A407156/1216**	16	22	13	30	7
12	**A407156/1218**	18	22	13	30	7
12	**A407156/1220**	20	22	16	30	7
12	**A407156/1222**	22	22	16	30	7
15	**A407156/1516**	16	25	13	35	7
15	**A407156/1518**	18	25	13	35	7
15	**A407156/1520**	20	25	16	35	7
15	**A407156/1522**	22	25	16	35	7
20	**A407156/2018**	18	27	16	40	7
20	**A407156/2020**	20	27	16	40	7
20	**A407156/2022**	22	27	16	40	7
20	**A407156/2025**	25	27	22	40	7
20	**A407156/2030**	30	27	22	40	7
20	**A407156/2032**	32	27	22	40	7
26	**A407156/2630**	30	33	22	55	9
26	**A407156/2632**	32	33	22	55	9
26	**A407156/2635**	35	33	22	55	9
31	**A407156/3135**	35	37	28	61	11
31	**A407156/3138**	38	37	28	61	11
31	**A407156/3142**	42	37	28	61	11
32	**A407156/3238**	38	37	28	62	11
32	**A407156/3242**	42	37	28	62	11
12	**SA407156/1225**	25	22	16	30	7
20	**SA407156/2035**	35	27	22	40	7
26	**SA407156/2622**	22	33	22	55	9

FOR S.P.A. - NORME E DIMENSIONI SOGGETTE A MODIFICHE SENZA PREAVVISO.
FOR S.P.A. - DESIGN DETAILS AND SPECIFICATIONS SUBJECT TO CHANGE WITHOUT PRIOR NOTICE.

407157

Flangia 90° interasse metrico
3 fori per viti maggiorate
con sede a saldare
90° Braze or weld-on
3 bolts metric
flange heavy screw

SEDI PAG.42 / *PORTS PAG.42*

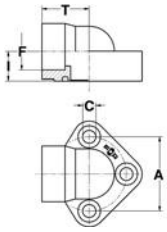

DN SIZE	RIFERIMENTO REFERENCE	F	T	I	A	C
12	**A407157/1212**	12	22	13	30	8.5
12	**A407157/1214**	14	22	13	30	8.5
12	**A407157/1216**	16	22	13	30	8.5
12	**A407157/1218**	18	22	13	30	8.5
12	**A407157/1220**	20	22	16	30	8.5
12	**A407157/1222**	22	22	16	30	8.5
15	**A407157/1516**	16	25	13	35	8.5
15	**A407157/1518**	18	25	13	35	8.5
15	**A407157/1520**	20	25	16	35	8.5
15	**A407157/1522**	22	25	16	35	8.5
20	**A407157/2018**	18	27	16	40	8.5
20	**A407157/2020**	20	27	16	40	8.5
20	**A407157/2022**	22	27	16	40	8.5
20	**A407157/2025**	25	27	22	40	8.5
20	**A407157/2030**	30	27	22	40	8.5
20	**A407157/2032**	32	27	22	40	8.5
25	**A407157/2530**	30	33	22	51	11
25	**A407157/2532**	32	33	22	51	11
32	**A407157/3238**	38	37	28	62	13
32	**A407157/3242**	42	37	28	62	13
32	**A407157/3245**	45	37	28	62	13
40	**A407157/4045**	45	42	28	72,5	13
25	**SA407157/2534**	34	33	22	51	11

FOR S.P.A. - NORME E DIMENSIONI SOGGETTE A MODIFICHE SENZA PREAVVISO.
FOR S.P.A. - DESIGN DETAILS AND SPECIFICATIONS SUBJECT TO CHANGE WITHOUT PRIOR NOTICE.

407190

Flangia 90° interasse metrico
4 fori per viti standard
con sede a saldare
90° Braze or weld-on
4 bolts metric
flange std. screw

SEDI PAG.42 / *PORTS PAG.42*

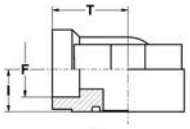

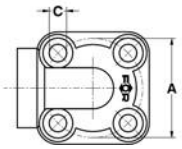

DN SIZE	RIFERIMENTO REFERENCE	F	T	I	A	C
10	**A407190/1012**	12	24	11	26	5,5
10	**A407190/1014**	14	24	11	26	5,5
12	**A407190/1212**	12	27	13	30	7
12	**A407190/1214**	14	27	13	30	7
12	**A407190/1216**	16	27	13	30	7
15	**A407190/1514**	14	30	14	35	7
15	**A407190/1516**	16	30	14	35	7
15	**A407190/1518**	18	30	14	35	7
15	**A407190/1520**	20	30	14	35	7
20	**A407190/2018**	18	32	17	40	7
20	**A407190/2020**	20	32	17	40	7
20	**A407190/2022**	22	32	17	40	7
20	**A407190/2025**	25	32	17	40	7
26	**A407190/2625**	25	40	22	55	9
26	**A407190/2630**	30	40	22	55	9
26	**A407190/2632**	32	40	22	55	9
26	**A407190/2635**	35	40	22	55	9
31	**A407190/3132**	32	45	25	61	11
31	**A407190/3138**	38	45	25	61	11
32	**A407190/3232**	32	45	25	62	11
32	**A407190/3235**	35	45	25	62	11
32	**A407190/3240**	40	45	25	62	11
10	**SA407190/1010**	10	24	11	26	5,5

FOR S.P.A. - NORME E DIMENSIONI SOGGETTE A MODIFICHE SENZA PREAVVISO.
FOR S.P.A. - DESIGN DETAILS AND SPECIFICATIONS SUBJECT TO CHANGE WITHOUT PRIOR NOTICE.

407191

Flangia 90° interasse metrico
4 fori per viti maggiorate
con sede a saldare
90° Braze or weld-on
4 bolts metric
flange heavy screw

SEDI PAG.42 / *PORTS PAG.42*

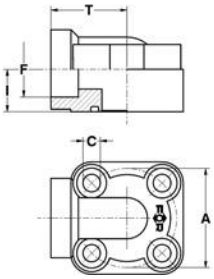

DN SIZE	RIFERIMENTO REFERENCE	F	T	I	A	C
12	**A407191/1212**	12	27	13	30	8,5
12	**A407191/1214**	14	27	13	30	8,5
12	**A407191/1216**	16	27	13	30	8,5
15	**A407191/1514**	14	30	14	35	8,5
15	**A407191/1516**	16	30	14	35	8,5
15	**A407191/1518**	18	30	14	35	8,5
20	**A407191/2018**	18	32	17	40	8,5
20	**A407191/2020**	20	32	17	40	8,5
20	**A407191/2022**	22	32	17	40	8,5
20	**A407191/2025**	25	32	17	40	8,5
25	**A407191/2525**	25	40	22	51	11
25	**A407191/2530**	30	40	22	51	11
25	**A407191/2532**	32	40	22	51	11
32	**A407191/3232**	32	45	25	62	13
32	**A407191/3235**	35	45	25	62	13
32	**A407191/3240**	40	45	25	62	13
40	**A407191/4042**	42	50	28	72,5	13
40	**A407191/4045**	45	50	28	72,5	13

FOR S.P.A. - NORME E DIMENSIONI SOGGETTE A MODIFICHE SENZA PREAVVISO.
FOR S.P.A. - DESIGN DETAILS AND SPECIFICATIONS SUBJECT TO CHANGE WITHOUT PRIOR NOTICE.

6° PARTE / *PART 6*

RACCORDI PORTAGOMMA – ORIENTABILI E TAPPI

PUSH-ON HOSE – ADJUSTABLE CONNECTORS AND PLUGS

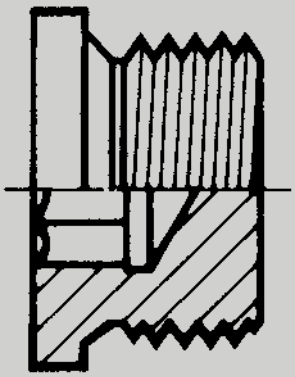

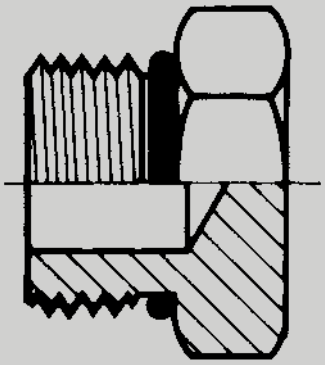

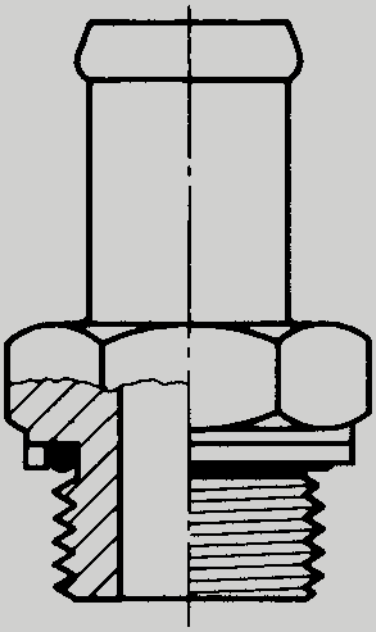

INDICE FIGURATIVO
VISUAL INDEX

447 **302093**

Terminale diritto
portagomma - SAE UNF-UN
per sedi ISO 11926
Connector barb hose - male
SAE UNF-UN with O.R.
ISO 11926 ports

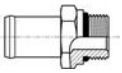

447 **302103**

Terminale diritto
portagomma - GAS cil. (BSPP)
con O.R. e rondella
per sedi ISO 1179
Connector barb hose - male
BSPP with O.R. and retaining ring
ISO 1179 ports

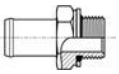

448 **302213**

Terminale diritto
portagomma - Metrico cil.
con O.R. e rondella
per sedi ISO 9974
Connector barb hose - male
Metric with O.R. and retaining ring
ISO 9974 ports

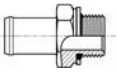

448 **302224**

Terminale diritto
portagomma - Metrico cil.
con O.R. per sedi ISO 6149
Connector barb hose - male
Metric with O.R. ISO 6149 ports

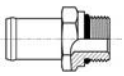

449 **302114**

Terminale diritto
portagomma - NPTF
per sedi SAE 476
Connector barb hose - NPTF
taper SAE 476 ports

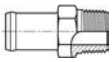

INDICE FIGURATIVO
VISUAL INDEX

449 **302125**
Terminale diritto
portagomma - GAS conico (BSPT)
per sedi ISO 7
Connector barb hose - male BSPT
taper ISO 7 ports

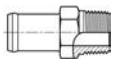

450 **305040**
Terminale orientabile 45°
portagomma - GAS cil. (BSPP)
con O.R. e rondella per sedi ISO 1179
45° (ADJ) elbow
hose barb - male BSPP with O.R.
and retaining ring ISO 1179 ports

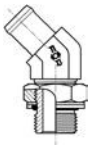

450 **307042**
Terminale orientabile 90°
portagomma - SAE UNF-UN
per sedi ISO 11926
90° (ADJ) elbow
hose barb - male SAE UNF-UN
with O.R. ISO 11926 ports

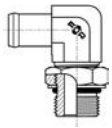

451 **307053**
Terminale orientabile 90°
portagomma - GAS cil. (BSPP)
con O.R. e rondella per sedi ISO 1179
90° (ADJ) elbow
hose barb - male BSPP
with O.R. and retaining ring
ISO 1179 ports

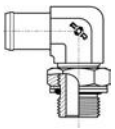

452 **307129**
Terminale orientabile 90°
portagomma - Metrico cil. con O.R. e
rondella per sedi ISO 9974
90° (ADJ) elbow
hose barb - male Metric
with O.R. and retaining ring
ISO 9974 ports

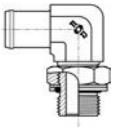

452 **307152**
Terminale orientabile 90°
portagomma - Metrico cil.
con O.R. per sedi ISO 6149
90° (ADJ) elbow
hose barb - male Metric
with O.R. ISO 6149 ports

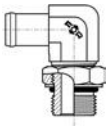

453 **307064**
Terminale 90°
portagomma - NPTF
per sedi SAE 476
90° elbow
hose barb - NPTF
taper SAE 476 ports

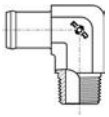

453 **307075**
Terminale 90°
portagomma - GAS conico (BSPT)
per sedi ISO 7
90° elbow
hose barb - BSPT
taper ISO 7 ports

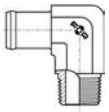

454 **307031**
Raccordi di estremita a 90°
orientabili GAS cil (BSPP)
con O.R e rondella
per sedi ISO 1179
90° (ADJ) elbow male BSPP
with O.R. and retaining ring
ISO 1179 ports

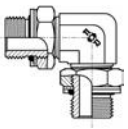

454 **301108**
Vite forata BSP
BSP bolt

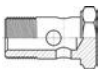

455 **301119**
Vite forata Metrica
Metric bolt

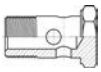

455 **302334**
Riduzione maschio
Gas cil. (BSPP) con tenuta ad
elastomero
per sedi ISO 9974 - femmina BSPP
BSP adapter male
with elastomer seal
ISO 9974 ports - female BSPP

456 **301120**
Prolunga femmina fissa
BSP - maschio BSP 60°
con sede bonded
Extended straight adapter
BSP port - BSP 60° cone
for bonded seal

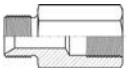

457 **302356**
Diritto GAS cilind. (BSPP)
con O.R. e rondella per sedi
ISO 1179 - orientabile GAS
cilind. (BSPP) con O.R. e
rondella per sedi ISO 1179
BSP adapter male with O.R.+
retaining ring ISO 1179 - male
adjustable BSP with O.R. + retaining
ring ISO 1179 ports

457 **302367**
Giunzione diritta
femmine GAS cilind. (BSPP)
Union straight
female port BSP

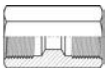

INDICE FIGURATIVO
VISUAL INDEX

458 **307185**
Terminale 90°
femmine GAS cilind. (BSPP)
90° Elbow
BSPP female ports

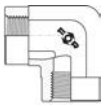

458 **311057**
Giunzione a "T"
femmine GAS cilind. (BSPP)
Union tee
female BSPP ports

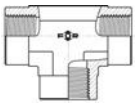

459 **307163**
Terminale orientabile 90°
femmina SAE UNF-UN - SAE UNF-UN
per sedi ISO 11926
90° (Adj) elbow female
SAE UNF-UN - male SAE UNF-UN
with O.R. ISO 11926 ports

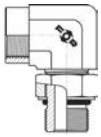

460 **307174**
Prolunga orientabile 90°
femmina SAE UNF-UN - SAE
UNF-UN per sedi ISO 11926
90° (Adj) long elbow female
SAE UNF-UN - male SAE UNF-UN
with O.R. ISO 11926 ports

460 **302378**
Diritto maschio
JIS 60° - Gas conico (BSPT)
per sedi ISO 7
Straight connector
JIS male 60° cone - male BSPT
taper ISO 7 ports

461 **302389**
Diritto maschio
JIS 60° - GAS cil. (JIS)
con O.R. per sedi JIS 2351
Straight connector
JIS male 60° cone - male JIS
with O.R. JIS 2351 ports

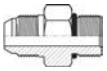

461 **307196**
Terminale 90° maschio
JIS 60° - Gas conico (BSPT)
per sedi ISO 7
90° Elbow male
JIS 60° cone - male BSPT
taper ISO 7 ports

462 **307206**
Terminale orientabile 90° maschio
JIS 60° - GAS cil. (JIS)
con O.R. per sedi JIS 2351
90° (Adj) elbow male
JIS 60° cone - male JIS
with O.R. JIS 2351 ports

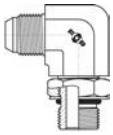

462 **302060**
Giunzione diritta maschi
NPTF per sedi SAE 476
Union male NPTF
taper SAE 476 ports

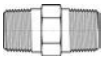

463 **302048**
Giunzione diritta
femmine NPTF
Union straight
NPTF female

464 **302059**
Giunzione diritta femmina
NPTF - maschio NPTF
per sedi SAE 476
NPTF union straight
female - male
taper SAE 476 ports

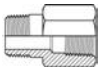

465 **305017**
Giunzione 45° femmina
NPTF - maschio NPTF
per sedi SAE 476
45° Elbow female
NPTF - male NPTF
taper SAE 476 ports

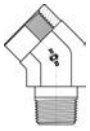

465 **307020**
Giunzione 90° maschi
NPTF per sedi SAE 476
90°Elbow male
NPTF taper SAE 476 ports

466 **307008**
Giunzione 90°
femmine NPTF
90° Elbow with boths
NPTF female

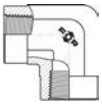

466 **307019**
Giunzione 90° femmina
NPTF - maschio NPTF
per sedi SAE 476
90° Elbow
NPTF female - male NPTF
taper SAE 476 ports

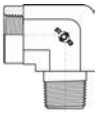

INDICE FIGURATIVO
VISUAL INDEX

467 **311024**
Giunzione a "T" maschi NPTF per sedi SAE 476
Union tee male NPTF taper SAE 476 ports.

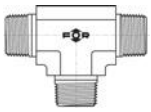

467 **311002**
Giunzione a "T" femmine NPTF
Union tee female NPTF taper

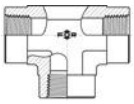

468 **311013**
Giunzione a "T" femmine NPTF - maschio NPTF per sedi SAE 476
Branch tee female NPTF - male NPTF taper SAE 476 ports

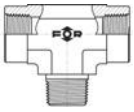

468 **313005**
Giunzione a "L" femmine NPTF - maschio NPTF per sedi SAE 476
Run tee female NPTF- male NPTF taper SAE 476 ports

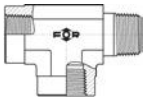

469 **315007**
Giunzione a croce femmine NPTF
Cross union female NPTF taper

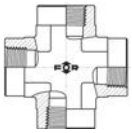

469 **301010**
Tappo GAS (BSPP) con testa esagonale
BSPP ext. hex plug

470 **301021**
Tappo Metrico cil. con testa esagonale
Metric ext. hex plug

470 **301142**
Tappo NPTF con testa esagonale per sedi SAE 476
NPTF hex head plug SAE 476 ports

471 **301043**
Tappo GAS (BSPP) con cava esagonale
BSPP int. hex plug

471 **301054**
Tappo Metrico cil. con cava esagonale
Metric int. hex plug

472 **301065**
Tappo GAS conico (BSPT) con cava esagonale per sedi ISO 7
BSPT taper int. hex plug ISO 7 ports

472 **301076**
Tappo Metrico conico con cava esagonale
Metric taper int. hex plug

473 **301296**
Tappo NPTF con cava esagonale per sedi SAE 476
NPTF hollow hex plug SAE 476 ports

473 **301009**
Tappo SAE UNF-UN con testa esagonale per sedi ISO 11926
SAE UNF-UN ext. hex plug with O.R. ISO 11926 ports

474 **301263**
Tappo GAS cil. (BSPP) testa esagonale con O.R. e rondella per sedi ISO 1179
BSPP ext. hex plug with O.R. and retaining ring ISO 1179 ports

INDICE FIGURATIVO
VISUAL INDEX

474 **301306**
Tappo GAS cil. (JIS)
testa esagonale
con O.R. per sedi JIS 2351
BSPP ext. hex plug
with O.R. JIS 2351 ports

475 **301274**
Tappo Metrico cil.
testa esagonale
con O.R. e rondella
per sedi ISO 9974
Metric ext. hex plug
with O.R. and retaining ring
ISO 9974 ports

475 **301207**
Tappo Metrico cil.
testa esagonale
con O.R. per sedi ISO 6149
Metric ext. hex plug
with O.R. ISO 6149 ports

476 **301032**
Tappo SAE UNF-UN
con cava esagonale
per sedi ISO 11926
SAE UNF-UN int. hex plug
ISO 11926 ports

476 **301218**
Tappo Metrico cil.
cava esagonale con O.R.
per sedi ISO 6149
Metric int. hex plug
with O.R. ISO 6149 ports

477 **301229**
Tappo GAS cil. (BSPP)
cava esagonale
con tenuta ad elastomero
per sedi ISO 1179
BSPP int. hex plug
with elastomer seal
ISO 1179 ports

477 **301230**
Tappo Metrico cil.
cava esagonale
con tenuta ad elastomero
per sedi ISO 9974
Metric int. hex plug
with elastomer seal
ISO 9974 ports

478 **301317**
Tappo GAS cil.
cava esagonale
con tenuta ad elastomero
per sedi ISO 1179 e magnete
Magnet plug BSP
hollow hex with elastomer
seal ISO 1179 ports

478 **302257**
Miniprese di pressione
M16x2 con attacco Gas cil. (BSPP)
con tenuta ad elastomero
per sedi ISO 1179
Pressure test M16x2 - male BSP
with elastomer seal
ISO 1179 ports

479 **302268**
Miniprese di pressione
M16x2 con attacco Metrico cil.
con tenuta ad elastomero
per sedi ISO 9974
Pressure test
M16x2 - male Metric with elastomer
seal ISO 9974 ports

479 **302279**
Miniprese di pressione
M16x2 con attacco Metrico cil.
Con O.R. per sedi ISO 6149
Pressure test
M16x2 - male Metric
with O.R. ISO 6149 ports

480 **302280**
Miniprese di pressione
M16x2 con attacco SAE UNF-UN
per sedi ISO 11926
Pressure test
M16x2 - male SAE UNF-UN
ISO 11926 ports

480 **302291**
Miniprese di pressione
M16x2 con attacco Gas conico (BSPT)
per sedi ISO 7
Pressure test
M16x2 - male BSPT
taper ISO 7 ports

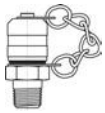

481 **302301**
Miniprese di pressione
M16x2 con attacco NPTF
per sedi SAE 476
Pressure test
M16x2 - male NPTF
taper SAE 476 ports

481 **302345**
Miniprese di pressione
M16x2 con attacco GAS cil. (JIS)
con O.R. per sedi JIS 2351
Pressure test
M16x2 - male JIS
with O.R. JIS 2351 ports

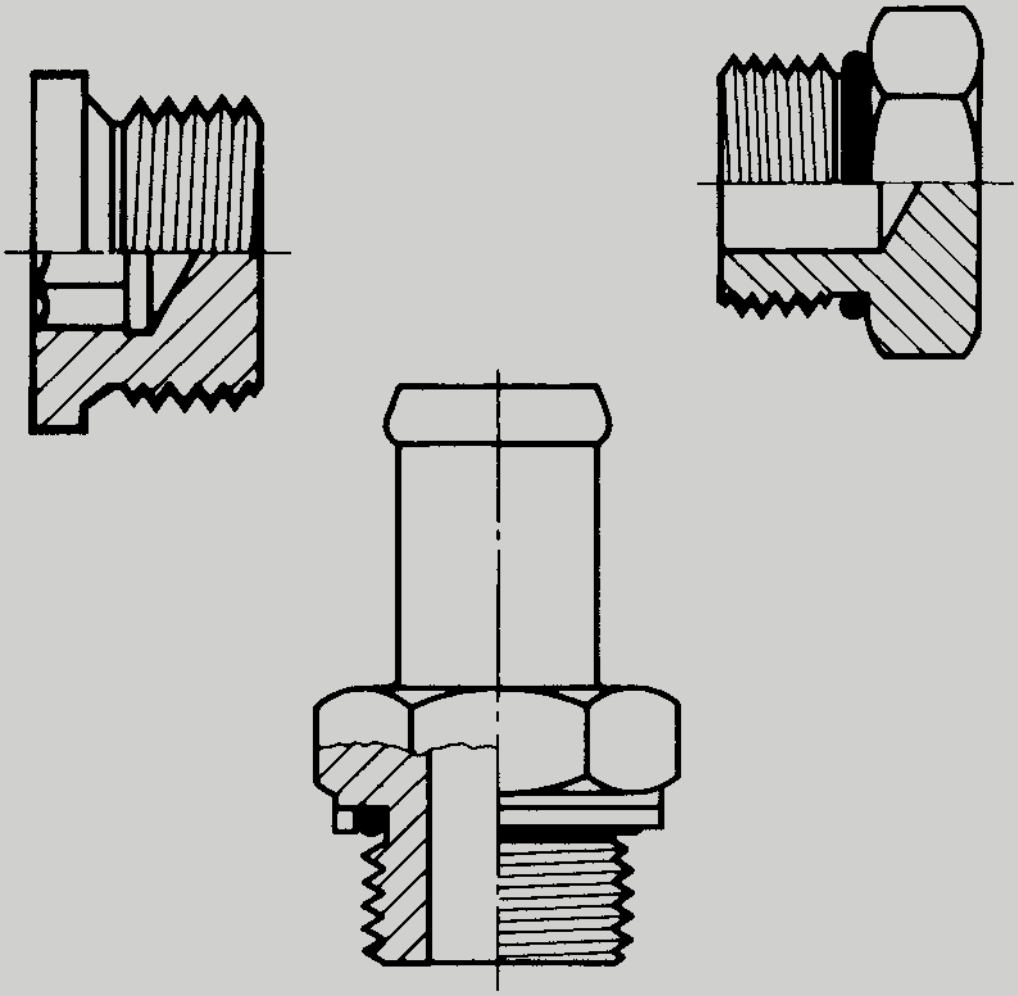

302093

Terminale diritto portagomma - SAE UNF-UN per sedi ISO 11926

Connector barb hose - male SAE UNF-UN with O.R. ISO 11926 ports

SEDI PAG.30 / *PORTS PAG.30*

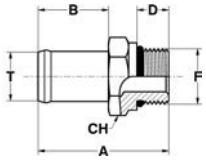

T MM.	RIFERIMENTO REFERENCE	F UNF-UN	A	B	D	CH
06	A302093/0611	7/16-20	35	18	9	14
08	A302093/0812	1/2-20	35	18	9	16
10	A302093/1014	9/16-18	37	18	10	19
10	A302093/1019	3/4-16	38,5	18	11	22
12	A302093/1219	3/4-16	40,5	19,5	11	22
16	A302093/1619	3/4-16	40,5	19,5	11	22
18	A302093/1822	7/8-14	50	26	13	27
20	A302093/2019	3/4-16	48,5	28	11	22
20	A302093/2027	1"1/16-12	55	28	15	32
25	A302093/2527	1"1/16-12	57	30	15	32
25	A302093/2533	1"5/16-12	57	30	15	38
32	A302093/3233	1"5/16-12	57	30	15	38
32	A302093/3241	1"5/8-12	60	30	15	48
38	A302093/3848	1"7/8-12	64	32	15	55
32	SA302093/3227	1"1/16-12	65	37	15	35

302103

Terminale diritto portagomma - GAS cil. (BSPP) con O.R. e rondella per sedi ISO 1179

Connector barb hose - male BSPP with O.R. and retaining ring ISO 1179 ports

SEDI PAG.32 / *PORTS PAG.32*

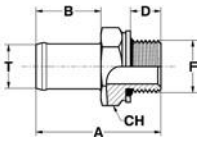

T MM.	RIFERIMENTO REFERENCE	F GAS CIL.BSPP	A	B	D	CH
12	A302103/1213	1/4	40	19,5	10	19
15	A302103/1517	3/8	41	20,5	10	24
18	A302103/1821	1/2	50	26	12	27
20	A302103/2026	3/4	56	28	14	36
25	A302103/2533	1"	60	29,5	15,5	41
32	A302103/3242	1"1/4	64	30	17,5	50
38	A302103/3848	1"1/2	70	32	19,5	55
14	SA302103/1417	3/8	41	20,5	10	24
15	SA302103/1521	1/2	45	21	12	27
15	SA302103/1526	3/4	48,5	20,5	14	36
19	SA302103/1921	1/2	50	26	12	27
19	SA302103/1926	3/4	56	28	14	36
20	SA302103/2021	1/2	52	28	12	27
25	SA302103/2521	1/2	53,5	29,5	12	27
25	SA302103/2526	3/4	57,5	29,5	14	36
30	SA302103/3026	3/4	58	30	14	36
30	SA302103/3033	1"	60,5	30	15,5	41
32	SA302103/3233	1"	60,5	30	15,5	41
35	SA302103/3526	3/4	68,5	40	14	38
38	SA302103/3842	1"1/4	64	30	17,5	50
40	SA302103/4042	1"1/4	70	36	17,5	50
45	SA302103/4542	1"1/4	74	40	17,5	50
45	SA302103/4548	1"1/2	76	40	19,5	60
50	SA302103/5048	1"1/2	100	60	19,5	55

FOR S.P.A. - NORME E DIMENSIONI SOGGETTE A MODIFICHE SENZA PREAVVISO.
FOR S.P.A. - DESIGN DETAILS AND SPECIFICATIONS SUBJECT TO CHANGE WITHOUT PRIOR NOTICE.

RACCORDI PORTAGOMMA ORIENTABILI E TAPPI

PUSH-ON HOSE ADJUSTABLE CONNECTORS AND PLUGS

302213

Terminale diritto portagomma - Metrico cil. con O.R. e rondella per sedi ISO 9974
Connector barb hose - male Metric with O.R. and retaining ring ISO 9974 ports

SEDI PAG.32 / *PORTS PAG.32*

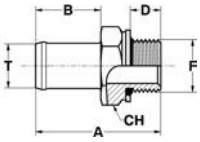

T MM.	RIFERIMENTO REFERENCE	F METRICO METRIC	A	B	D	CH
08	**A302213/0812**	12x1,5	37	18	9,5	17
10	**A302213/1014**	14x1,5	38	18	9,5	19
10	**A302213/1018**	18x1,5	42	18	12,5	24
14	**A302213/1418**	18x1,5	44	20,5	12,5	24
15	**A302213/1516**	16x1,5	41,5	20,5	11	22
16	**A302213/1616**	16x1,5	44,5	22	11	22
16	**A302213/1618**	18x1,5	46	22	12,5	24
18	**A302213/1816**	16x1,5	48	26	11	22
18	**A302213/1818**	18x1,5	49,5	26	12,5	24
19	**A302213/1918**	18x1,5	49,5	26	12,5	24
20	**A302213/2027**	27x2	58	28	16,5	32
25	**A302213/2526**	26x1,5	57,5	29,5	14	36
25	**A302213/2533**	33x2	60	29,5	16,5	41
32	**A302213/3242**	42x2	63	30	17	50
38	**A302213/3848**	48x2	70	34	19,5	55
26	**SA302213/2616**	16x1,5	52,5	30	11	27
30	**SA302213/3033**	33x2	61	30	16,5	41
40	**SA302213/4048**	48x2	72	36	19,5	55
50	**SA302213/5048**	48x2	81	45	19,5	55

302224

Terminale diritto portagomma - Metrico cil. con O.R. per sedi ISO 6149
Connector barb hose - male Metric with O.R. ISO 6149 ports

SEDI PAG.30 / *PORTS PAG.30*

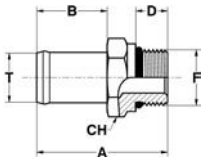

T MM.	RIFERIMENTO REFERENCE	F METRICO METRIC	A	B	D	CH
08	**A302224/0812**	12x1,5	37	18	11	17
10	**A302224/1014**	14x1,5	38	18	11	19
10	**A302224/1018**	18x1,5	42	18	14	24
14	**A302224/1418**	18x1,5	44	20,5	14	24
15	**A302224/1516**	16x1,5	41,5	20,5	12,5	22
16	**A302224/1616**	16x1,5	44,5	22	12,5	22
16	**A302224/1618**	18x1,5	46	22	14	24
18	**A302224/1816**	16x1,5	48	26	12,5	22
18	**A302224/1818**	18x1,5	49,5	26	14	24
19	**A302224/1918**	18x1,5	49,5	26	14	24
20	**A302224/2027**	27x2	58	28	18,5	32
25	**A302224/2533**	33x2	60	29,5	18,5	41
32	**A302224/3242**	42x2	63	30	19	50
38	**A302224/3848**	48x2	70	34	21,5	55
26	**SA302224/2616**	16x1,5	52,5	30	12,5	27
30	**SA302224/3033**	33x2	61	30	18,5	41
40	**SA302224/4048**	48x2	72	36	21,5	55
50	**SA302224/5048**	48x2	81	45	21,5	55

FOR S.P.A. - NORME E DIMENSIONI SOGGETTE A MODIFICHE SENZA PREAVVISO.
FOR S.P.A. - DESIGN DETAILS AND SPECIFICATIONS SUBJECT TO CHANGE WITHOUT PRIOR NOTICE.

302114

Terminale diritto portagomma - NPTF per sedi SAE 476

Connector barb hose - NPTF taper SAE 476 ports

SEDI PAG.35 / *PORTS PAG.35*

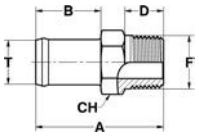

T MM.	RIFERIMENTO REFERENCE	F NPTF	A	B	D	CH
06	A302114/0610	1/8	30,5	15	10	12
06	A302114/0613	1/4	36	15	14,5	14
08	A302114/0810	1/8	35	18	10	13
08	A302114/0813	1/4	39	18	14,5	14
10	A302114/1013	1/4	40	18	14,5	14
10	A302114/1017	3/8	40	18	14,5	19
10	A302114/1021	1/2	42	14	19	22
12	A302114/1210	1/8	36	19,5	10	14
12	A302114/1213	1/4	41	19,5	14,5	14
14	A302114/1421	1/2	48	20	19	22
16	A302114/1621	1/2	50,5	22	19	22
20	A302114/2021	1/2	56	28	19	24
20	A302114/2026	3/4	57	28	19	27
25	A302114/2521	1/2	58	29,5	19	30
25	A302114/2533	1"	65	29,5	24	35
26	A302114/2626	3/4	60	30	19	30
32	A302114/3242	1"1/4	67,5	30	24,5	46
38	A302114/3848	1"1/2	80	40	25	50
40	A302114/4042	1"1/4	78,5	40	24,5	46
40	A302114/4048	1"1/2	80	40	25	50
50	A302114/5060	2"	92	50	26	65

302125

Terminale diritto portagomma - GAS conico (BSPT) per sedi ISO 7

Connector barb hose - male BSPT taper ISO 7 ports

SEDI PAG.35 / *PORTS PAG.35*

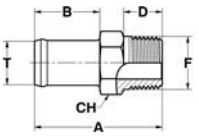

T MM.	RIFERIMENTO REFERENCE	F GAS CON.BSPT	A	B	D	CH
12	A302125/1213	1/4	39	19,5	12	17
14	A302125/1417	3/8	42,5	20,5	13,5	19
15	A302125/1517	3/8	41,5	20,5	13,5	19
18	A302125/1821	1/2	51	26	15,5	22
20	A302125/2026	3/4	55,5	28	16	30
25	A302125/2533	1"	59	29,5	19	36
32	A302125/3242	1"1/4	64	30	21,5	46
38	A302125/3848	1"1/2	67	32	20	50
06	SA302125/0610	1/8	27	12	9	13
15	SA302125/1521	1/2	45,5	20,5	15,5	22
16	SA302125/1617	3/8	41,5	22	13,5	19
17	SA302125/1717	3/8	41,5	22	13,5	19

FOR S.P.A. - NORME E DIMENSIONI SOGGETTE A MODIFICHE SENZA PREAVVISO.
FOR S.P.A. - DESIGN DETAILS AND SPECIFICATIONS SUBJECT TO CHANGE WITHOUT PRIOR NOTICE.

RACCORDI PORTAGOMMA ORIENTABILI E TAPPI

PUSH-ON HOSE ADJUSTABLE CONNECTORS AND PLUGS

305040

Terminale orientabile 45° portagomma - GAS cil. (BSPP) con O.R. e rondella per sedi ISO 1179
45° (ADJ) elbow hose barb - male BSPP with O.R. and retaining ring ISO 1179 ports

SEDI PAG.32 / *PORTS PAG.32*

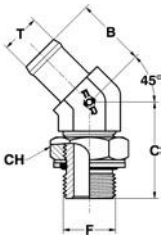

T MM.	RIFERIMENTO REFERENCE	F GAS CIL.BSPP	B	C	CH
12	**A305040/1213**	1/4	21	29	19
15	**A305040/1517**	3/8	26	33	24
16	**A305040/1621**	1/2	28	38,5	27
18	**A305040/1821**	1/2	28	38,5	27
20	**A305040/2026**	3/4	32,5	44	36
25	**A305040/2533**	1"	37	47	41
32	**A305040/3242**	1"1/4	40,5	48,5	50
38	**A305040/3848**	1"1/2	45	48,5	60
25	**SA305040/2526**	3/4	32,5	44	36
30	**SA305040/3026**	3/4	37	47	36
30	**SA305040/3033**	1"	37	47	41
30	**SA305040/3042**	1"1/4	40,5	48,5	50
38	**SA305040/3833**	1"	40,5	47,5	41
38	**SA305040/3842**	1"1/4	40,5	48,5	50
42	**SA305040/4242**	1"1/4	41	48,5	50
42	**SA305040/4248**	1"1/2	45	48,5	60

307042

Terminale orientabile 90° portagomma - SAE UNF-UN per sedi ISO 11926
90° (ADJ) elbow hose barb - male SAE UNF-UN with O.R. ISO 11926 ports

SEDI PAG.30 / *PORTS PAG.30*

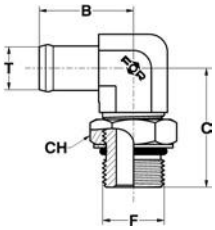

T MM.	RIFERIMENTO REFERENCE	F UNF-UN	B	C	CH
06	**A307042/0611**	7/16-20	26	27,5	14
08	**A307042/0812**	1/2-20	28	35	16
10	**A307042/1014**	9/16-18	27	31,5	17
12	**A307042/1214**	9/16-18	27	31,5	17
15	**A307042/1519**	3/4-16	31,5	36,5	22
16	**A307042/1619**	3/4-16	31,5	36,5	22
16	**A307042/1622**	7/8-14	34	43	27
18	**A307042/1822**	7/8-14	34	43	27
25	**A307042/2533**	1"5/16-12	46	52	38
32	**A307042/3241**	1"5/8-12	46	52	50
38	**A307042/3848**	1"7/8-12	56	61	55

FOR S.P.A. - NORME E DIMENSIONI SOGGETTE A MODIFICHE SENZA PREAVVISO.
FOR S.P.A. - DESIGN DETAILS AND SPECIFICATIONS SUBJECT TO CHANGE WITHOUT PRIOR NOTICE.

307053

Terminale orientabile 90° portagomma - GAS cil. (BSPP) con O.R. e rondella per sedi ISO 1179

90° (ADJ) elbow hose barb - male BSPP with O.R. and retaining ring ISO 1179 ports

SEDI PAG.32 / *PORTS PAG.32*

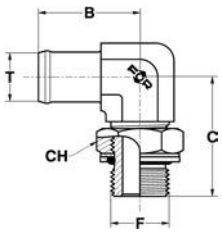

T MM.	RIFERIMENTO REFERENCE	F GAS CIL.BSPP	B	C	CH
08	**A307053/0813**	1/4	27	31,5	19
12	**A307053/1213**	1/4	27	31,5	19
15	**A307053/1517**	3/8	31,5	36,5	24
18	**A307053/1821**	1/2	36,5	43	27
20	**A307053/2026**	3/4	42	49	36
25	**A307053/2533**	1"	46	52	41
32	**A307053/3242**	1"1/4	52	57	50
38	**A307053/3848**	1"1/2	59	61	60
08	**SA307053/0817**	3/8	31	36,5	24
08	**SA307053/0821**	1/2	36,5	43	27
10	**SA307053/1013**	1/4	27	31,5	19
10	**SA307053/1017**	3/8	30,5	36,5	24
12	**SA307053/1217**	3/8	31,5	36,5	24
12	**SA307053/1221**	1/2	36,5	43	27
13	**SA307053/1313**	1/4	27	31,5	19
15	**SA307053/1521**	1/2	36,5	43	27
15	**SA307053/1526**	3/4	42	49	36
16	**SA307053/1617**	3/8	31,5	36,5	24
16	**SA307053/1621**	1/2	34	43	27
16	**SA307053/1633**	1"	46	52	41
18	**SA307053/1817**	3/8	31,5	40	24
19	**SA307053/1933**	1"	46	52	41
20	**SA307053/2021**	1/2	36,5	43	27
25	**SA307053/2521**	1/2	42	45	27
25	**SA307053/2526**	3/4	42	49	36
25	**SA307053/2542**	1"1/4	52	57	50
30	**SA307053/3026**	3/4	45	50,5	36
30	**SA307053/3033**	1"	46	52	41
32	**SA307053/3233**	1"	47	52	41
38	**SA307053/3833**	1"	52	56	41
38	**SA307053/3842**	1"1/4	52	57	50
40	**SA307053/4042**	1"1/4	52	57	50
42	**SA307053/4242**	1"1/4	52	57	50
42	**SA307053/4248**	1"1/2	59	61	60
50	**SA307053/5048**	1"1/2	67	60,5	60

FOR S.P.A. - NORME E DIMENSIONI SOGGETTE A MODIFICHE SENZA PREAVVISO.
FOR S.P.A. - DESIGN DETAILS AND SPECIFICATIONS SUBJECT TO CHANGE WITHOUT PRIOR NOTICE.

RACCORDI PORTAGOMMA ORIENTABILI E TAPPI

PUSH-ON HOSE ADJUSTABLE CONNECTORS AND PLUGS

307129

Terminale orientabile 90° portagomma - Metrico cil. con O.R. e rondella per sedi ISO 9974
90° (ADJ) elbow hose barb - male Metric with O.R. and retaining ring ISO 9974 ports

SEDI PAG.32 / *PORTS PAG.32*

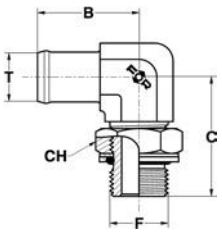

T MM.	RIFERIMENTO REFERENCE	F METRICO METRIC	B	C	CH
08	**A307129/0812**	12x1,5	27	31,5	17
10	**A307129/1010**	10x1	27	27,5	14
10	**A307129/1014**	14x1,5	27	31,5	19
10	**A307129/1018**	18x1,5	31,5	39	24
12	**A307129/1216**	16x1,5	31,5	36,5	22
15	**A307129/1518**	18x1,5	31,5	39,5	24
16	**A307129/1614**	14x1,5	31,5	38	19
16	**A307129/1618**	18x1,5	31,5	40,5	24
16	**A307129/1622**	22x1,5	36,5	43	27
20	**A307129/2022**	22x1,5	36,5	43	27
20	**A307129/2026**	26x1,5	42	51	36
20	**A307129/2027**	27x2	42	51,5	32
25	**A307129/2533**	33x2	46	55	41
30	**A307129/3033**	33x2	46	55	41
32	**A307129/3233**	33x2	46	55	41
32	**A307129/3242**	42x2	52	60	50
19	**SA307129/1918**	18x1,5	31,5	40,5	24
40	**SA307129/4042**	42x2	52	60	50

307152

Terminale orientabile 90° portagomma - Metrico cil. con O.R. per sedi ISO 6149
90° (ADJ) elbow hose barb - male Metric with O.R. ISO 6149 ports

SEDI PAG.30 / *PORTS PAG.30*

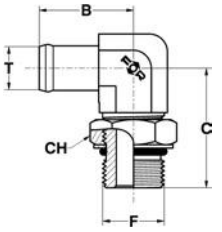

T MM.	RIFERIMENTO REFERENCE	F METRICO METRIC	B	C	CH
08	**A307152/0812**	12x1,5	27	31,5	17
10	**A307152/1010**	10x1	27	27,5	14
10	**A307152/1014**	14x1,5	27	31,5	19
10	**A307152/1018**	18x1,5	31,5	39	24
12	**A307152/1216**	16x1,5	31,5	36,5	22
15	**A307152/1518**	18x1,5	31,5	39,5	24
16	**A307152/1614**	14x1,5	31,5	38	19
16	**A307152/1618**	18x1,5	31,5	40,5	24
16	**A307152/1622**	22x1,5	36,5	43	27
20	**A307152/2022**	22x1,5	36,5	43	27
20	**A307152/2027**	27x2	42	51,5	32
25	**A307152/2533**	33x2	46	55	41
30	**A307152/3033**	33x2	46	55	41
32	**A307152/3233**	33x2	46	55	41
32	**A307152/3242**	42x2	52	60	50
19	**SA307152/1918**	18x1,5	31,5	40,5	24
40	**SA307152/4042**	42x2	52	60	50

FOR S.P.A. - NORME E DIMENSIONI SOGGETTE A MODIFICHE SENZA PREAVVISO.
FOR S.P.A. - DESIGN DETAILS AND SPECIFICATIONS SUBJECT TO CHANGE WITHOUT PRIOR NOTICE.

307064

Terminale 90°
portagomma - NPTF
per sedi SAE 476
90° elbow
hose barb - NPTF
taper SAE 476 ports

SEDI PAG.35 / *PORTS PAG.35*

T MM.	RIFERIMENTO REFERENCE	F NPTF	B	C
10	A307064/1013	1/4	27	27,5
12	A307064/1217	3/8	31,5	31
15	A307064/1517	3/8	31,5	31
15	A307064/1521	1/2	36,5	37
18	A307064/1821	1/2	36,5	37
20	A307064/2026	3/4	42	33
25	A307064/2533	1"	46	50
32	A307064/3242	1"1/4	52	60
38	A307064/3848	1"1/2	59	67
25	SA307064/2526	3/4	42	40

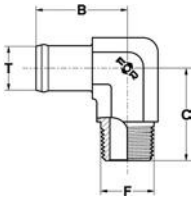

307075

Terminale 90°
portagomma - GAS conico (BSPT)
per sedi ISO 7
90° elbow
hose barb - BSPT
taper ISO 7 ports

SEDI PAG.35 / *PORTS PAG.35*

T MM.	RIFERIMENTO REFERENCE	F GAS CON.BSPT	B	C
10	A307075/1013	1/4	27	27,5
12	A307075/1217	3/8	31,5	31
15	A307075/1517	3/8	31,5	31
16	A307075/1621	1/2	36,5	37
18	A307075/1821	1/2	36,5	37
20	A307075/2026	3/4	42	40,5
25	A307075/2533	1"	46	50
32	A307075/3242	1"1/4	52	60
38	A307075/3848	1"1/2	59	67
08	SA307075/0813	1/4	27	27

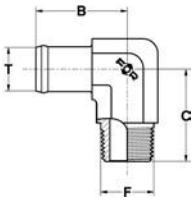

FOR S.P.A. - NORME E DIMENSIONI SOGGETTE A MODIFICHE SENZA PREAVVISO.
FOR S.P.A. - DESIGN DETAILS AND SPECIFICATIONS SUBJECT TO CHANGE WITHOUT PRIOR NOTICE.

RACCORDI PORTAGOMMA ORIENTABILI E TAPPI

PUSH-ON HOSE ADJUSTABLE CONNECTORS AND PLUGS

307031

Raccordi di estremita a 90° orientabili GAS cil (BSPP) con O.R e rondella per sedi ISO 1179
90° (ADJ) elbow male BSPP with O.R. and retaining ring ISO 1179 ports

SEDI PAG.32 / *PORTS PAG.32*

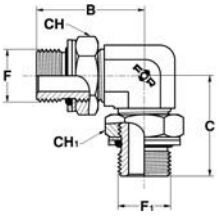

RIFERIMENTO REFERENCE	F GAS CIL.BSPP	F1 GAS CIL.BSPP	B	C	CH	CH1
A307031/13	1/4	1/4	28,5	31.5	19	19
A307031/17	3/8	3/8	35	36.5	24	24
A307031/21	1/2	1/2	43	40	27	27
A307031/23	5/8	5/8	45	45	30	30
A307031/26	3/4	3/4	46	49	36	36
A307031/33	1"	1"	48.5	52.5	41	41
A307031/42	1"1/4	1"1/4	55.5	61	50	50
A307031/48	1"1/2	1"1/2	59.5	67	60	60
SA307031/1713	3/8	1/4	36.5	34.5	24	19
SA307031/1721	3/8	1/2	40	43	24	27
SA307031/2126	1/2	3/4	45	50	27	36

301108

Vite forata BSP
BSP bolt

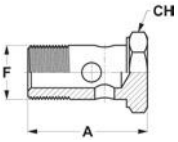

RIFERIMENTO REFERENCE	F	A	CH
A301108/10	G 1/8 A	24	14
A301108/13	G 1/4 A	32	19
A301108/17	G 3/8 A	38	22
A301108/21	G 1/2 A	46	27
A301108/23	G 5/8 A	50	30
A301108/26	G 3/4 A	56	32
A301108/33	G 1" A	70	41

FOR S.P.A. - NORME E DIMENSIONI SOGGETTE A MODIFICHE SENZA PREAVVISO.
FOR S.P.A. - DESIGN DETAILS AND SPECIFICATIONS SUBJECT TO CHANGE WITHOUT PRIOR NOTICE.

301119

Vite forata Metrica
Metric bolt

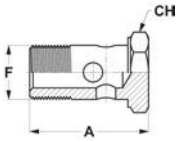

RIFERIMENTO REFERENCE	F	A	CH
A301119/08	M8x1	21	12
A301119/10	M10x1	24	14
A301119/12	M12x1,5	28	17
A301119/14	M14x1,5	32	19
A301119/16	M16x1,5	38	22
A301119/18	M18x1,5	44	24
A301119/20	M20x1,5	45	27
A301119/22	M22x1,5	46	27
A301119/24	M24x1,5	50	30
A301119/26	M26x1,5	56	32

302334

Riduzione maschio
Gas cil. (BSPP) con tenuta ad elastomero
per sedi ISO 9974 - femmina BSPP
BSP adapter male
with elastomer seal
ISO 9974 ports - female BSPP

SEDI PAG.34 / *PORTS PAG.34*

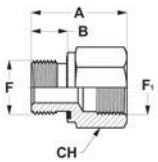

RIFERIMENTO REFERENCE	F GAS CIL.BSPP	F1 GAS CIL.BSPP	A	B	CH
A302334/1013	1/8	1/4	31	8	19
A302334/1017	1/8	3/8	32	8	24
A302334/1310	1/4	1/8	29	12	19
A302334/1317	1/4	3/8	34	12	24
A302334/1326	1/4	3/4	43	12	36
A302334/1710	3/8	1/8	22,5	12	22
A302334/1713	3/8	1/4	36	12	22
A302334/1721	3/8	1/2	41	12	30
A302334/2110	1/2	1/8	24	14	27
A302334/2113	1/2	1/4	24	14	27
A302334/2117	1/2	3/8	37	14	27
A302334/2126	1/2	3/4	46	14	36
A302334/2133	1/2	1"	49	14	41
A302334/2617	3/4	3/8	26	16	32
A302334/2621	3/4	1/2	43	16	32
A302334/2633	3/4	1"	51	16	41
A302334/3313	1"	1/4	29	18	41
A302334/3317	1"	3/8	29	18	41
A302334/3321	1"	1/2	29	18	41
A302334/3326	1"	3/4	49	18	41
A302334/4226	1"1/4	3/4	32	20	50
A302334/4233	1"1/4	1"	53	20	50
A302334/4248	1"1/4	1"1/2	60	20	60
A302334/4842	1"1/2	1"1/4	58	22	55
A302334/6026	2"	3/4	64	24	75
A302334/6033	2"	1"	64	24	75
A302334/6042	2"	1"1/4	64	24	75
A302334/6048	2"	1"1/2	64	24	75

FOR S.P.A. - NORME E DIMENSIONI SOGGETTE A MODIFICHE SENZA PREAVVISO.
FOR S.P.A. - DESIGN DETAILS AND SPECIFICATIONS SUBJECT TO CHANGE WITHOUT PRIOR NOTICE.

301120

Prolunga femmina fissa BSP - maschio BSP 60° con sede bonded
Extended straight adapter BSP port - BSP 60° cone for bonded seal

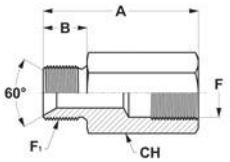

RIFERIMENTO REFERENCE	F GAS CIL.BSPP	F1 GAS CIL.BSPP	A	B	CH
A301120/10	1/8	1/8	40	10	14
A301120/13	1/4	1/4	47	13	19
A301120/17	3/8	3/8	54	14	22
A301120/21	1/2	1/2	60	17	27
A301120/23	5/8	5/8	65	17	27
A301120/26	3/4	3/4	70	20	32
A301120/2621	3/4	1/2	43	17	32
A301120/33	1"	1"	90	22	41
SA301120/10X24	1/8	1/8	24	10	14
SA301120/10X28	1/8	1/8	28	10	14
SA301120/10X30	1/8	1/8	30	10	14
SA301120/10X52	1/8	1/8	52	10	14
SA301120/13X35	1/4	1/4	35	13	19
SA301120/13X38	1/4	1/4	38	13	19
SA301120/13X57	1/4	1/4	57	13	19
SA301120/13X63	1/4	1/4	63	13	19
SA301120/17X34	3/8	3/8	34	14	22
SA301120/17X40	3/8	3/8	40	14	22
SA301120/17X45	3/8	3/8	45	14	22
SA301120/17X48	3/8	3/8	48	14	22
SA301120/17X60	3/8	3/8	60	14	22
SA301120/17X65	3/8	3/8	65	14	22
SA301120/21X43	1/2	1/2	43	17	27
SA301120/21X49	1/2	1/2	49	17	27
SA301120/21X53	1/2	1/2	53	17	27
SA301120/21X74	1/2	1/2	74	17	27
SA301120/21X82	1/2	1/2	82	17	27
SA301120/26X51	3/4	3/4	51	20	32
SA301120/26X77	3/4	3/4	77	20	32
SA301120/33X57	1"	1"	57	22	41
SA301120/33X69	1"	1"	69	19	41

FOR S.P.A. - NORME E DIMENSIONI SOGGETTE A MODIFICHE SENZA PREAVVISO.
FOR S.P.A. - DESIGN DETAILS AND SPECIFICATIONS SUBJECT TO CHANGE WITHOUT PRIOR NOTICE.

302356

Diritto GAS cilind. (BSPP) con O.R. e rondella per sedi ISO 1179 - orientabile GAS cilind. (BSPP) con O.R. e rondella per sedi ISO 1179

BSP adapter male with O.R.+ retaining ring ISO 1179 - male adjustable BSP with O.R. + retaining ring ISO 1179 ports

SEDI PAG.32 / *PORTS PAG.32*

RIFERIMENTO REFERENCE	F GAS CIL.BSPP	F1 GAS CIL.BSPP	A	B	RIF	CH	CH1
A302356/1010	1/8	1/8	35	7	6,5	14	14
A302356/1313	1/4	1/4	42	10	9	19	19
A302356/1717	3/8	3/8	45	10	9,5	24	24
A302356/2121	1/2	1/2	51	12	11,5	27	27
A302356/2626	3/4	3/4	60	14	13,5	36	36
A302356/3333	1"	1"	63	15,5	15	41	41
A302356/4242	1"1/4	1"1/4	67	17,5	16	50	50
A302356/4848	1"1/2	1"1/2	70	19,5	16	60	60

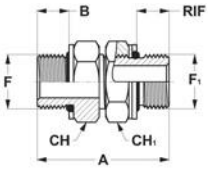

302367

Giunzione diritta femmine GAS cilind. (BSPP)

Union straight female port BSP

RIFERIMENTO REFERENCE	F GAS CIL.BSPP	F1 GAS CIL.BSPP	A	CH
A302367/10	1/8	1/8	19	14
A302367/13	1/4	1/4	28	17
A302367/17	3/8	3/8	28	22
A302367/21	1/2	1/2	33	27
A302367/26	3/4	3/4	37	32
A302367/33	1"	1"	42	41
A302367/42	1"1/4	1"1/4	47	50
A302367/48	1"1/2	1"1/2	52	60
A302367/60	2"	2"	60	75

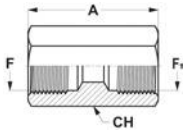

FOR S.P.A. - NORME E DIMENSIONI SOGGETTE A MODIFICHE SENZA PREAVVISO.
FOR S.P.A. - DESIGN DETAILS AND SPECIFICATIONS SUBJECT TO CHANGE WITHOUT PRIOR NOTICE.

RACCORDI PORTAGOMMA ORIENTABILI E TAPPI

PUSH-ON HOSE ADJUSTABLE CONNECTORS AND PLUGS

307185

Terminale 90°
femmine GAS cilind. (BSPP)
90° Elbow
BSPP female ports

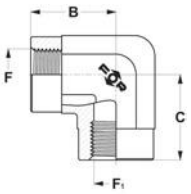

RIFERIMENTO REFERENCE	F GAS CIL.BSPP	F1 GAS CIL.BSPP	B	C
A307185/1010	1/8	1/8	17	17
A307185/1313	1/4	1/4	22	22
A307185/1717	3/8	3/8	26	26
A307185/2121	1/2	1/2	31	31
A307185/2626	3/4	3/4	35	35
A307185/3333	1"	1"	41	41
A307185/4242	1"1/4	1"1/4	43	43
A307185/4848	1"1/2	1"1/2	55	55

311057

Giunzione a "T"
femmine GAS cilind. (BSPP)
Union tee
female BSPP ports

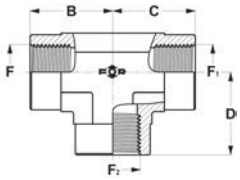

RIFERIMENTO REFERENCE	F GAS CIL.BSPP	F1 GAS CIL.BSPP	F2 GAS CIL.BSPP	B	C	D
A311057/10	1/8	1/8	1/8	17	17	17
A311057/13	1/4	1/4	1/4	22	22	22
A311057/17	3/8	3/8	3/8	26	26	26
A311057/21	1/2	1/2	1/2	31	31	31
A311057/26	3/4	3/4	3/4	40	40	40
A311057/33	1"	1"	1"	46	46	46
A311057/42	1"1/4	1"1/4	1"1/4	50	50	50
A311057/48	1"1/2	1"1/2	1"1/2	55	55	55

FOR S.P.A. - NORME E DIMENSIONI SOGGETTE A MODIFICHE SENZA PREAVVISO.
FOR S.P.A. - DESIGN DETAILS AND SPECIFICATIONS SUBJECT TO CHANGE WITHOUT PRIOR NOTICE.

307163

Terminale orientabile 90° femmina SAE UNF-UN - maschio SAE UNF-UN per sedi ISO 11926

90° (Adj) elbow female SAE UNF-UN - male SAE UNF-UN with O.R. ISO 11926 ports

SEDI PAG.30 / *PORTS PAG.30*

RIFERIMENTO REFERENCE	F	F_1	B	C	CH
	UNF-UN	UNF-UN			
A307163/1111	7/16-20	7/16-20	26	33	16
A307163/1212	1/2-20	1/2-20	24	34	17
A307163/1414	9/16-18	9/16-18	28	40	19
A307163/1919	3/4-16	3/4-16	32	44	24
A307163/2222	7/8-14	7/8-14	36	51	27
A307163/2727	1"1/16-12	1"1/16-12	41	56	35
A307163/3030	1"3/16-12	1"3/16-12	42	55	35
A307163/3333	1"5/16-12	1"5/16-12	44	62	41
A307163/4141	1"5/8-12	1"5/8-12	48	65	50
A307163/1114	7/16-20	9/16-18	24	38	19

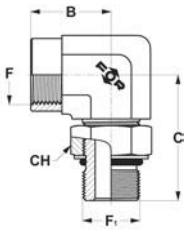

FOR S.P.A. - NORME E DIMENSIONI SOGGETTE A MODIFICHE SENZA PREAVVISO.
FOR S.P.A. - DESIGN DETAILS AND SPECIFICATIONS SUBJECT TO CHANGE WITHOUT PRIOR NOTICE.

RACCORDI PORTAGOMMA ORIENTABILI E TAPPI

PUSH-ON HOSE ADJUSTABLE CONNECTORS AND PLUGS

307174

Prolunga orientabile 90° femmina SAE UNF-UN - SAE UNF-UN per sedi ISO 11926
90° (Adj) long elbow female SAE UNF-UN - male SAE UNF-UN with O.R. ISO 11926 ports

SEDI PAG.30 / *PORTS PAG.30*

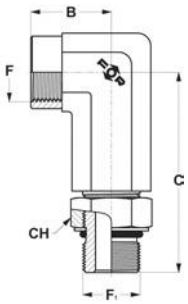

RIFERIMENTO REFERENCE	F	F1	B	C	CH
	UNF-UN	UNF-UN			
A307174/1111	7/16-20	7/16-20	24	50	16
A307174/1212	1/2-20	1/2-20	24	50	17
A307174/1414	9/16-18	9/16-18	28	60	19
A307174/1919	3/4-16	3/4-16	32	64	24
A307174/2222	7/8-14	7/8-14	36	68	27
A307174/2727	1"1/16-12	1"1/16-12	41	71	35
A307174/3030	1"3/16-12	1"3/16-12	42	82	35
A307174/3333	1"5/16-12	1"5/16-12	44	86	41
A307174/4141	1"5/8-12	1"5/8-12	48	96	50

302378

Diritto maschio JIS 60° - Gas conico (BSPT) per sedi ISO 7
Straight connector JIS male 60° cone - male BSPT taper ISO 7 ports

SEDI PAG.35 / *PORTS PAG.35*

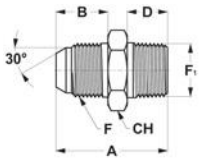

RIFERIMENTO REFERENCE	F	F1	A	B	D	CH
	GAS CIL.BSPP	GAS CON.BSPT				
A302378/1010	1/8	1/8	31	14	9	17
A302378/1313	1/4	1/4	37	16	13	19
A302378/1317	1/4	3/8	38	16	13,5	22
A302378/1713	3/8	1/4	40	17,5	13	22
A302378/1717	3/8	3/8	40	17,5	13,5	22
A302378/2117	1/2	3/8	43	20	13,5	27
A302378/2121	1/2	1/2	48	20	15,5	27
A302378/2626	3/4	3/4	53	23	17	36
A302378/3333	1"	1"	58	23,5	19,5	41

FOR S.P.A. - NORME E DIMENSIONI SOGGETTE A MODIFICHE SENZA PREAVVISO.
FOR S.P.A. - DESIGN DETAILS AND SPECIFICATIONS SUBJECT TO CHANGE WITHOUT PRIOR NOTICE.

302389

Diritto maschio
JIS 60° - GAS cil. (JIS)
con O.R. per sedi JIS 2351
Straight connector
JIS male 60° cone - male JIS
with O.R. JIS 2351 ports

SEDI PAG.31 / *PORTS PAG.31*

RIFERIMENTO REFERENCE	F GAS CIL.BSPP	F1 GAS CIL.JIS	A	B	D	CH
A302389/1010	1/8	1/8	31	14	9	17
A302389/1313	1/4	1/4	36	16	12	19
A302389/1317	1/4	3/8	37	16	12	22
A302389/1713	3/8	1/4	39	17,5	12	22
A302389/1717	3/8	3/8	39	17,5	12	22
A302389/2117	1/2	3/8	42	20	12	27
A302389/2121	1/2	1/2	49	20	16	27
A302389/2626	3/4	3/4	53	23	17	36
A302389/3333	1"	1"	58	23,5	20	41

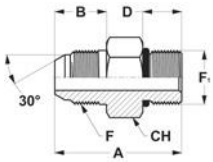

307196

Terminale 90° maschio
JIS 60° - Gas conico (BSPT)
per sedi ISO 7
90° Elbow male
JIS 60° cone - male BSPT
taper ISO 7 ports

SEDI PAG.35 / *PORTS PAG.35*

RIFERIMENTO REFERENCE	F GAS CIL.BSPP	F1 GAS CON.BSPT	B	C
A307196/1010	1/8	1/8	23	20,5
A307196/1313	1/4	1/4	25	25
A307196/1717	3/8	3/8	29	30
A307196/2121	1/2	1/2	34	36
A307196/2626	3/4	3/4	38	43
A307196/3333	1"	1"	44	50

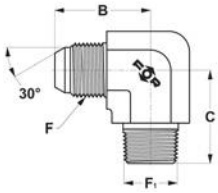

FOR S.P.A. - NORME E DIMENSIONI SOGGETTE A MODIFICHE SENZA PREAVVISO.
FOR S.P.A. - DESIGN DETAILS AND SPECIFICATIONS SUBJECT TO CHANGE WITHOUT PRIOR NOTICE.

RACCORDI PORTAGOMMA ORIENTABILI E TAPPI

PUSH-ON HOSE ADJUSTABLE CONNECTORS AND PLUGS

307206

Terminale orientabile 90° maschio JIS 60° - GAS cil. (JIS) con O.R. per sedi JIS 2351
90° (Adj) elbow male JIS 60° cone - male JIS with O.R. JIS 2351 ports

SEDI PAG.31 / *PORTS PAG.31*

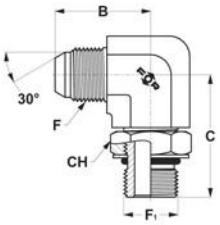

RIFERIMENTO REFERENCE	F GAS CIL.BSPP	F1 GAS CIL.JIS	B	C	CH
A307206/1010	1/8	1/8	23	26,5	14
A307206/1313	1/4	1/4	27	31,5	19
A307206/1717	3/8	3/8	31	36,5	22
A307206/2121	1/2	1/2	36	43	27
A307206/2626	3/4	3/4	42	49	36
A307206/3333	1"	1"	46	52,5	41

302060

Giunzione diritta maschi NPTF per sedi SAE 476
Union male NPTF taper SAE 476 ports

SEDI PAG.35 / *PORTS PAG.35*

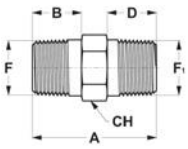

RIFERIMENTO REFERENCE	F NPTF	F1 NPTF	A	B	D	CH
A302060/10	1/8	1/8	27	10	10	14
A302060/13	1/4	1/4	37	14,5	14,5	16
A302060/17	3/8	3/8	37	14,5	14,5	19
A302060/21	1/2	1/2	48	19	19	22
A302060/26	3/4	3/4	50	19	19	30
A302060/33	1"	1"	59,5	24	24	35
A302060/42	1"1/4	1"1/4	63	24,5	24,5	46
A302060/48	1"1/2	1"1/2	66,5	25,5	25,5	50
SA302060/1310	1/4	1/8	32	14,5	10	16
SA302060/1317	1/4	3/8	37	14.5	14.5	19
SA302060/1321	1/4	1/2	43	14.5	19	22
SA302060/1326	1/4	3/4	45	14.5	19	30
SA302060/1721	3/8	1/2	43	14.5	19	22
SA302060/2126	1/2	3/4	49	19	19	30
SA302060/2133	1/2	1"	54	19	24	35
SA302060/2633	3/4	1"	54.5	19	24	35
SA302060/2642	3/4	1"1/4	57.5	19	24.5	46
SA302060/4233	1"1/4	1"	62,5	24,5	24	46
SA302060/4248	1"1/4	1"1/2	65,5	24,5	25,5	50
SA302060/6042	2"	1"1/4	67,5	26	24,5	65
SA302060/6048	2"	1"1/2	68.5	26	25.5	65
SA302060/6060	2"	2"	72	26	26	65

FOR S.P.A. - NORME E DIMENSIONI SOGGETTE A MODIFICHE SENZA PREAVVISO.
FOR S.P.A. - DESIGN DETAILS AND SPECIFICATIONS SUBJECT TO CHANGE WITHOUT PRIOR NOTICE.

302048

Giunzione diritta femmine NPTF
Union straight NPTF female

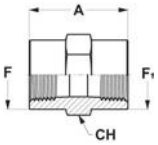

RIFERIMENTO REFERENCE	F NPTF	F1 NPTF	A	CH
A302048/10	1/8	1/8	19	16
A302048/13	1/4	1/4	29	19
A302048/17	3/8	3/8	29	22
A302048/21	1/2	1/2	38	27
A302048/26	3/4	3/4	39	35
A302048/33	1"	1"	48	41
A302048/42	1"1/4	1"1/4	49	50
A302048/48	1"1/2	1"1/2	49	60
A302048/60	2"	2"	70	75
SA302048/1713	3/8	1/4	29	22
SA302048/2113	1/2	1/4	35	27
SA302048/2117	1/2	3/8	35	27
SA302048/2613	3/4	1/4	39	35
SA302048/2617	3/4	3/8	39	35
SA302048/2621	3/4	1/2	29	35
SA302048/3321	1"	1/2	45	41
SA302048/3326	1"	3/4	45	41
SA302048/4233	1"1/4	1"	49	50
SA302048/4842	1"1/2	1"1/4	49	60

FOR S.P.A. - NORME E DIMENSIONI SOGGETTE A MODIFICHE SENZA PREAVVISO.
FOR S.P.A. - DESIGN DETAILS AND SPECIFICATIONS SUBJECT TO CHANGE WITHOUT PRIOR NOTICE.

302059

Giunzione diritta femmina NPTF - maschio NPTF per sedi SAE 476
NPTF union straight female - male taper SAE 476 ports

SEDI PAG.35 / *PORTS PAG.35*

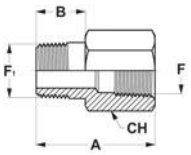

RIFERIMENTO REFERENCE	F NPTF	F1 NPTF	A	B	CH
A302059/1010	1/8	1/8	26	10	16
A302059/1310	1/4	1/8	30,5	10	19
A302059/1313	1/4	1/4	35,5	14,5	19
A302059/1317	1/4	3/8	21,5	14,5	19
A302059/1713	3/8	1/4	36,5	14,5	22
A302059/1717	3/8	3/8	36,5	14,5	22
A302059/1721	3/8	1/2	28	19	22
A302059/2117	1/2	3/8	42,5	14,5	27
A302059/2121	1/2	1/2	46	19	27
A302059/2126	1/2	3/4	29,5	19	30
A302059/2621	3/4	1/2	49	19	35
A302059/2626	3/4	3/4	49	19	36
A302059/2633	3/4	1"	34,5	24	35
A302059/3326	1"	3/4	55,5	19	41
A302059/3333	1"	1"	60	24	41
A302059/3342	1"	1"1/4	37,5	24,5	46
A302059/4242	1"1/4	1"1/4	63	24,5	50
A302059/4848	1"1/2	1"1/2	64,5	25,5	60
SA302059/1017	1/8	3/8	21,5	14,5	19
SA302059/1021	1/8	1/2	28	19	22
SA302059/1321	1/4	1/2	28	19	22
SA302059/1326	1/4	3/4	29,5	19	30
SA302059/1333	1/4	1"	34,5	24	36
SA302059/1726	3/8	3/4	29,5	19	30
SA302059/1733	3/8	1"	34,5	24	36
SA302059/2113	1/2	1/4	42	14,5	30
SA302059/2133	1/2	1"	34,5	24	36
SA302059/2613	3/4	1/4	44,5	14,5	36
SA302059/2642	3/4	1"1/4	39,5	24,5	46
SA302059/2648	3/4	1"1/2	41,5	25,5	50
SA302059/2660	3/4	2"	42	26	65
SA302059/3348	1"	1"1/2	41,5	25,5	50
SA302059/3360	1"	2"	42	26	65
SA302059/4248	1"1/4	1"1/2	54,5	25,5	50
SA302059/4260	1"1/4	2"	42	26	65
SA302059/4833	1"1/2	1"	65	24	60
SA302059/4860	1"1/2	2"	42	26	65
SA302059/6048	2"	1"1/2	65,5	25,5	75

FOR S.P.A. - NORME E DIMENSIONI SOGGETTE A MODIFICHE SENZA PREAVVISO.
FOR S.P.A. - DESIGN DETAILS AND SPECIFICATIONS SUBJECT TO CHANGE WITHOUT PRIOR NOTICE.

305017

Giunzione 45° femmina NPTF - maschio NPTF per sedi SAE 476

45° Elbow female NPTF - male NPTF taper SAE 476 ports

SEDI PAG.35 / *PORTS PAG.35*

RIFERIMENTO REFERENCE	F NPTF	F1 NPTF	B	C
A305017/1010	1/8	1/8	12	18,5
A305017/1313	1/4	1/4	15,5	26,5
A305017/1717	3/8	3/8	18,5	27
A305017/2121	1/2	1/2	23	34
A305017/2626	3/4	3/4	25	35
A305017/3333	1"	1"	29	44
A305017/4242	1"1/4	1"1/4	41	46

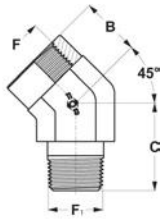

307020

Giunzione 90° maschi NPTF per sedi SAE 476

90°Elbow male NPTF taper SAE 476 ports

SEDI PAG.35 / *PORTS PAG.35*

RIFERIMENTO REFERENCE	F NPTF	F1 NPTF	B	C
A307020/10	1/8	1/8	19	19
A307020/13	1/4	1/4	27	27
A307020/17	3/8	3/8	30	30
A307020/21	1/2	1/2	36,5	36,5
A307020/26	3/4	3/4	40	40
A307020/33	1"	1"	46	46
A307020/42	1"1/4	1"1/4	52	52
A307020/48	1"1/2	1"1/2	57	57

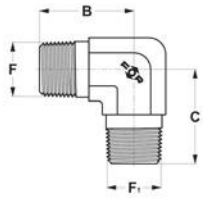

FOR S.P.A. - NORME E DIMENSIONI SOGGETTE A MODIFICHE SENZA PREAVVISO.
FOR S.P.A. - DESIGN DETAILS AND SPECIFICATIONS SUBJECT TO CHANGE WITHOUT PRIOR NOTICE.

RACCORDI PORTAGOMMA ORIENTABILI E TAPPI

PUSH-ON HOSE ADJUSTABLE CONNECTORS AND PLUGS

307008

Giunzione 90° femmine NPTF
90° Elbow with boths NPTF female

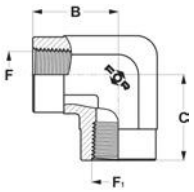

RIFERIMENTO REFERENCE	F NPTF	F1 NPTF	B	C
A307008/10	1/8	1/8	17	17
A307008/13	1/4	1/4	22	22
A307008/17	3/8	3/8	26	26
A307008/21	1/2	1/2	31	31
A307008/26	3/4	3/4	35	35
A307008/33	1"	1"	41	41
A307008/42	1"1/4	1"1/4	43	43
A307008/48	1"1/2	1"1/2	53	53

307019

Giunzione 90° femmina NPTF - maschio NPTF per sedi SAE 476
90° Elbow NPTF female - male NPTF taper SAE 476 ports

SEDI PAG.35 / *PORTS PAG.35*

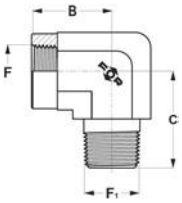

RIFERIMENTO REFERENCE	F NPTF	F1 NPTF	B	C
A307019/1010	1/8	1/8	17	20
A307019/1313	1/4	1/4	22,5	27,5
A307019/1717	3/8	3/8	26	31
A307019/2121	1/2	1/2	31	37,5
A307019/2626	3/4	3/4	34,5	40,5
A307019/3333	1"	1"	41	50
A307019/4242	1"1/4	1"1/4	43	60
A307019/4848	1"1/2	1"1/2	53	67
SA307019/1713	3/8	1/4	26	31
SA307019/1721	3/8	1/2	26	37
SA307019/2126	1/2	3/4	31	40
SA307019/2621	3/4	1/2	34,5	40,5

FOR S.P.A. - NORME E DIMENSIONI SOGGETTE A MODIFICHE SENZA PREAVVISO.
FOR S.P.A. - DESIGN DETAILS AND SPECIFICATIONS SUBJECT TO CHANGE WITHOUT PRIOR NOTICE.

311024

Giunzione a "T" maschi NPTF per sedi SAE 476
Union tee male NPTF taper SAE 476 ports.

SEDI PAG.35 / *PORTS PAG.35*

RIFERIMENTO REFERENCE	F NPTF	F1 NPTF	F2 NPTF	B	C	D
A311024/10	1/8	1/8	1/8	19	19	19
A311024/13	1/4	1/4	1/4	27	27	27
A311024/17	3/8	3/8	3/8	30	30	30
A311024/21	1/2	1/2	1/2	37	37	37
A311024/26	3/4	3/4	3/4	40	40	40
A311024/33	1"	1"	1"	46	46	46

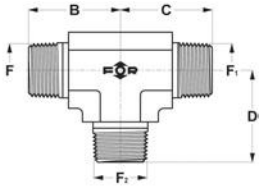

311002

Giunzione a "T" femmine NPTF
Union tee female NPTF taper

RIFERIMENTO REFERENCE	F NPTF	F1 NPTF	F2 NPTF	B	C	D
A311002/10	1/8	1/8	1/8	17	17	17
A311002/13	1/4	1/4	1/4	22	22	22
A311002/17	3/8	3/8	3/8	26	26	26
A311002/21	1/2	1/2	1/2	31	31	31
A311002/26	3/4	3/4	3/4	35	35	35
A311002/33	1"	1"	1"	41	41	41
A311002/42	1"1/4	1"1/4	1"1/4	43	43	43
A311002/48	1"1/2	1"1/2	1"1/2	53	53	53

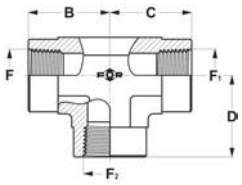

FOR S.P.A. - NORME E DIMENSIONI SOGGETTE A MODIFICHE SENZA PREAVVISO.
FOR S.P.A. - DESIGN DETAILS AND SPECIFICATIONS SUBJECT TO CHANGE WITHOUT PRIOR NOTICE.

RACCORDI PORTAGOMMA ORIENTABILI E TAPPI

PUSH-ON HOSE ADJUSTABLE CONNECTORS AND PLUGS

311013

Giunzione a "T" femmine NPTF - maschio NPTF per sedi SAE 476
Branch tee female NPTF - male NPTF taper SAE 476 ports

SEDI PAG.35 / *PORTS PAG.35*

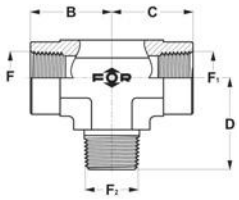

RIFERIMENTO REFERENCE	F	F1	F2	B	C	D
	NPTF	NPTF	NPTF			
A311013/1010	1/8	1/8	1/8	17	17	20
A311013/1313	1/4	1/4	1/4	22	22	28
A311013/1717	3/8	3/8	3/8	26	26	31
A311013/2121	1/2	1/2	1/2	31	31	37
A311013/2626	3/4	3/4	3/4	35	35	40
A311013/3333	1"	1"	1"	41	41	50
A311013/4242	1"1/4	1"1/4	1"1/4	43	43	60

313005

Giunzione a "L" femmine NPTF - maschio NPTF per sedi SAE 476
Run tee female NPTF- male NPTF taper SAE 476 ports

SEDI PAG.35 / *PORTS PAG.35*

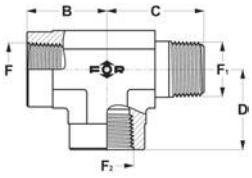

RIFERIMENTO REFERENCE	F	F1	F2	B	C	D
	NPTF	NPTF	NPTF			
A313005/1010	1/8	1/8	1/8	17	20	17
A313005/1313	1/4	1/4	1/4	22	28	22
A313005/1717	3/8	3/8	3/8	26	31	26
A313005/2121	1/2	1/2	1/2	31	37,5	31
A313005/2626	3/4	3/4	3/4	35	40	35
A313005/3333	1"	1"	1"	41	50	41
A313005/4242	1"1/4	1"1/4	1"1/4	43	60,5	43
A313005/4848	1"1/2	1"1/2	1"1/2	53	67	53

FOR S.P.A. - NORME E DIMENSIONI SOGGETTE A MODIFICHE SENZA PREAVVISO.
FOR S.P.A. - DESIGN DETAILS AND SPECIFICATIONS SUBJECT TO CHANGE WITHOUT PRIOR NOTICE.

315007

Giunzione a croce femmine NPTF
Cross union female NPTF taper

RIFERIMENTO REFERENCE	F NPTF	B
A315007/10	1/8	17
A315007/13	1/4	22
A315007/17	3/8	26
A315007/21	1/2	31
A315007/26	3/4	35
A315007/33	1"	41
A315007/42	1"1/4	43

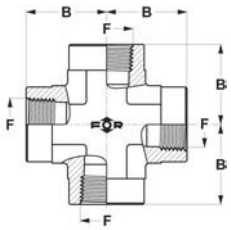

301010

Tappo GAS (BSPP) con testa esagonale
BSPP ext. hex plug

RIFERIMENTO REFERENCE	F	A	B	CH
A301010/10	G 1/8 A	14	8	14
A301010/13	G 1/4 A	20	12	19
A301010/17	G 3/8 A	20	12	22
A301010/21	G 1/2 A	23	14	27
A301010/23	G 5/8 A	23	14	27
A301010/26	G 3/4 A	26	16	32
A301010/33	G 1" A	28	18	41
A301010/42	G 1"1/4 A	31	20	50
A301010/48	G 1"1/2 A	35	22	55
SA301010/60	G 2" A	35	20	70

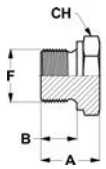

FOR S.P.A. - NORME E DIMENSIONI SOGGETTE A MODIFICHE SENZA PREAVVISO.
FOR S.P.A. - DESIGN DETAILS AND SPECIFICATIONS SUBJECT TO CHANGE WITHOUT PRIOR NOTICE.

RACCORDI PORTAGOMMA ORIENTABILI E TAPPI

PUSH-ON HOSE ADJUSTABLE CONNECTORS AND PLUGS

301021

Tappo Metrico cil.
con testa esagonale
Metric ext. hex plug

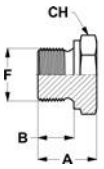

RIFERIMENTO REFERENCE	F	A	B	CH
A301021/10	M10x1	14	8	14
A301021/12	M12x1,5	19	12	17
A301021/14	M14x1,5	20	12	19
A301021/16	M16x1,5	20	12	22
A301021/18	M18x1,5	21	12	24
A301021/20	M20x1,5	23	14	27
A301021/22	M22x1,5	23	14	27
A301021/26	M26x1,5	26	16	32
A301021/30	M30x1,5	26	16	36
A301021/42	M42x2	28	16	50
SA301021/08	M8x1	13	8	12
SA301021/08X125	M8x1,25	11	7	13
SA301021/10X125	M10x1,25	14	8	14
SA301021/10X15	M10x1,5	14	8	14
SA301021/12X1	M12x1	17,5	10,5	17
SA301021/24	M24x1,5	24	14	30
SA301021/27	M27x1,5	26	16	32
SA301021/27X3	M27x3	28	18	32
SA301021/32	M32x1,5	26	16	38

301142

Tappo NPTF
con testa esagonale
per sedi SAE 476
NPTF hex head
plug SAE 476 ports

SEDI PAG.35 / *PORTS PAG.35*

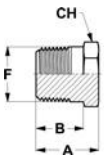

RIFERIMENTO REFERENCE	F	A	B	CH
SA301142/10	1/8 NPTF	14	9,5	11
A301142/13	1/4 NPTF	19	14	14
A301142/17	3/8 NPTF	19	13,5	19
A301142/21	1/2 NPTF	24	18,5	22
A301142/26	3/4 NPTF	27	19	27
A301142/33	1" NPTF	32	24	35
A301142/42	1"1/4 NPTF	34	24,5	46
A301142/48	1"1/2 NPTF	37	25,5	50

FOR S.P.A. - NORME E DIMENSIONI SOGGETTE A MODIFICHE SENZA PREAVVISO.
FOR S.P.A. - DESIGN DETAILS AND SPECIFICATIONS SUBJECT TO CHANGE WITHOUT PRIOR NOTICE.

301043

Tappo GAS (BSPP) con cava esagonale
BSPP int. hex plug

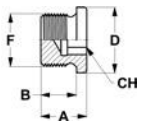

RIFERIMENTO REFERENCE	F	A	B	D	CH
A301043/10	G 1/8 A	11	8	14	5
A301043/13	G 1/4 A	15	12	18	6
A301043/17	G 3/8 A	15	12	22	8
A301043/21	G 1/2 A	18	14	26	10
A301043/23	G 5/8 A	18	14	28	12
A301043/26	G 3/4 A	20	16	32	12
A301043/33	G 1" A	21	16	39	17
A301043/42	G 1"1/4 A	21	16	49	22
SA301043/48	G 1"1/2 A	21	16	55	24

301054

Tappo Metrico cil. con cava esagonale
Metric int. hex plug

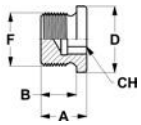

RIFERIMENTO REFERENCE	F	A	B	D	CH
A301054/10	M10x1	11	8	14	5
A301054/12	M12x1,5	15	12	17	6
A301054/14	M14x1,5	15	12	19	6
A301054/16	M16x1,5	15	12	21	8
A301054/18	M18x1,5	16	12	23	8
A301054/20	M20x1,5	18	14	25	10
A301054/22	M22x1,5	18	14	27	10
A301054/26	M26x1,5	20	16	31	12
A301054/27	M27x2	21	16	32	12
A301054/30	M30x1,5	20	15,5	36	17
SA301054/12X1	M12x1	15	12	17	6
SA301054/12X175	M12x1,75	15	12	17	6
SA301054/24	M24x1,5	18	14	29	12
SA301054/25	M25x1,5	20	16	31	12
SA301054/28	M28x1,5	20	16	36	12
SA301054/56	M56x2	25	20	64	32

FOR S.P.A. - NORME E DIMENSIONI SOGGETTE A MODIFICHE SENZA PREAVVISO.
FOR S.P.A. - DESIGN DETAILS AND SPECIFICATIONS SUBJECT TO CHANGE WITHOUT PRIOR NOTICE.

RACCORDI PORTAGOMMA ORIENTABILI E TAPPI

PUSH-ON HOSE ADJUSTABLE CONNECTORS AND PLUGS

301065

Tappo GAS conico (BSPT)
con cava esagonale
per sedi ISO 7
BSPT taper int.
hex plug ISO 7 ports

SEDI PAG.35 / *PORTS PAG.35*

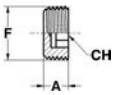

RIFERIMENTO REFERENCE	F	A	CH
A301065/10	R 1/8 TAP.	8	5
A301065/13	R 1/4 TAP.	10	7
A301065/17	R 3/8 TAP.	10	8
A301065/21	R 1/2 TAP.	10	10
A301065/26	R 3/4 TAP.	12	12
A301065/33	R 1" TAP.	12	17

301076

Tappo Metrico conico
con cava esagonale
Metric taper int. hex plug

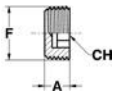

RIFERIMENTO REFERENCE	F	A	CH
A301076/10	M10x1 TAP.	8	5
A301076/12	M12x1,5 TAP.	10	6
A301076/14	M14x1,5 TAP.	10	7
A301076/16	M16x1,5 TAP.	10	8
A301076/18	M18x1,5 TAP.	10	8
A301076/20	M20x1,5 TAP.	10	10
A301076/22	M22x1,5 TAP.	10	10
A301076/26	M26x1,5 TAP.	12	12
SA301076/24	M24x1,5 TAP.	12	12

FOR S.P.A. - NORME E DIMENSIONI SOGGETTE A MODIFICHE SENZA PREAVVISO.
FOR S.P.A. - DESIGN DETAILS AND SPECIFICATIONS SUBJECT TO CHANGE WITHOUT PRIOR NOTICE.

301296

Tappo NPTF
con cava esagonale
per sedi SAE 476
NPTF hollow hex plug
SAE 476 ports

SEDI PAG.35 / *PORTS PAG.35*

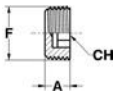

RIFERIMENTO REFERENCE	F	A	CH
B301296/10	1/8 NPTF	7	4,76
B301296/13	1/4 NPTF	11	6,35
B301296/21	1/2 NPTF	14	9,52
B301296/26	3/4 NPTF	16	14,3
B301296/33	1" NPTF	19	15,88

301009

Tappo SAE UNF-UN
con testa esagonale
per sedi ISO 11926
SAE UNF-UN ext. hex plug
with O.R. ISO 11926 ports

SEDI PAG.30 / *PORTS PAG.30*

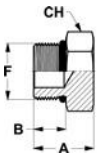

RIFERIMENTO REFERENCE	F	A	B	CH
A301009/11	7/16-20 UNF	17	9	14
A301009/12	1/2-20 UNF	17	9	16
A301009/14	9/16-18 UNF	18,5	10	18
A301009/19	3/4-16 UNF	20,5	11	22
A301009/22	7/8-14 UNF	23,5	13	27
A301009/27	1"1/16-12 UN	28	15	32
A301009/30	1"3/16-12 UN	28	15	36
A301009/33	1"5/16-12 UN	28,5	15	38
A301009/41	1"5/8-12 UN	30,5	15	50
A301009/48	1"7/8-12 UN	32,5	15	55
SA301009/08	5/16-24 UNF	15	7,5	11
SA301009/09	3/8-24 UNF	15	7,5	13

FOR S.P.A. - NORME E DIMENSIONI SOGGETTE A MODIFICHE SENZA PREAVVISO.
FOR S.P.A. - DESIGN DETAILS AND SPECIFICATIONS SUBJECT TO CHANGE WITHOUT PRIOR NOTICE.

RACCORDI PORTAGOMMA ORIENTABILI E TAPPI

PUSH-ON HOSE ADJUSTABLE CONNECTORS AND PLUGS

301263

Tappo GAS cil. (BSPP)
testa esagonale
con O.R. e rondella
per sedi ISO 1179
BSPP ext. hex plug
with O.R. and retaining ring
ISO 1179 ports

SEDI PAG.32 / *PORTS PAG.32*

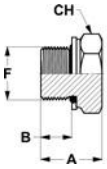

RIFERIMENTO REFERENCE	F	A	B	CH
A301263/10	G 1/8 A	14,5	7	14
A301263/13	G 1/4 A	20	10	19
A301263/17	G 3/8 A	20	10	24
A301263/21	G 1/2 A	24	12	27
A301263/26	G 3/4 A	28	14	36
A301263/33	G 1" A	31	15,5	41
A301263/42	G 1"1/4 A	34	17,5	50
A301263/48	G 1"1/2 A	37	19,5	55

301306

Tappo GAS cil. (JIS)
testa esagonale
con O.R. per sedi JIS 2351
BSPP ext. hex plug
with O.R. JIS 2351 ports

SEDI PAG.31 / *PORTS PAG.31*

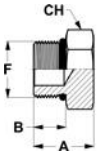

RIFERIMENTO REFERENCE	F	A	B	CH
A301306/10	G 1/8 A	14,5	9	14
A301306/13	G 1/4 A	20	12	19
A301306/17	G 3/8 A	20	12	22
A301306/21	G 1/2 A	24	16	27
A301306/26	G 3/4 A	28	17	36
A301306/33	G 1" A	31	20	41
A301306/42	G 1"1/4 A	34	20	50
A301306/48	G 1"1/2 A	37	20	55

FOR S.P.A. - NORME E DIMENSIONI SOGGETTE A MODIFICHE SENZA PREAVVISO.
FOR S.P.A. - DESIGN DETAILS AND SPECIFICATIONS SUBJECT TO CHANGE WITHOUT PRIOR NOTICE.

301274

Tappo Metrico cil. testa esagonale con O.R. e rondella per sedi ISO 9974
Metric ext. hex plug with O.R. and retaining ring ISO 9974 ports

SEDI PAG.32 / *PORTS PAG.32*

RIFERIMENTO REFERENCE	F	A	B	CH
A301274/10	M10x1	15,5	8,5	14
A301274/12	M12x1,5	18	9,5	17
A301274/14	M14x1,5	19,5	9,5	19
A301274/16	M16x1,5	21,5	11	22
A301274/18	M18x1,5	24	12,5	24
A301274/20	M20x1,5	24,5	12,5	27
A301274/22	M22x1,5	25,5	13,5	27
A301274/27	M27x2	30	16,5	32
A301274/33	M33x2	31	16,5	41
A301274/42	M42x2	33	17	50
A301274/48	M48x2	37	19,5	55
SA301274/10X125	M10x1,25	15,5	8,5	14
SA301274/12X1	M12x1	18	9,5	17
SA301274/27X15	M27x1,5	30	16,5	32

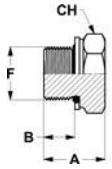

301207

Tappo Metrico cil. testa esagonale con O.R. per sedi ISO 6149
Metric ext. hex plug with O.R. ISO 6149 ports

SEDI PAG.30 / *PORTS PAG.30*

RIFERIMENTO REFERENCE	F	A	B	CH
A301207/10	M10x1	15,5	9,5	14
A301207/12	M12x1,5	18	11	17
A301207/14	M14x1,5	19,5	11	19
A301207/16	M16x1,5	21,5	12,5	22
A301207/18	M18x1,5	24	14	24
A301207/20	M20x1,5	24,5	14	27
A301207/22	M22x1,5	25,5	15	27
A301207/27	M27x2	30	18,5	32
A301207/33	M33x2	31	18,5	41
A301207/42	M42x2	33	19	50
A301207/48	M48x2	37	21,5	55

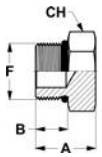

FOR S.P.A. - NORME E DIMENSIONI SOGGETTE A MODIFICHE SENZA PREAVVISO.
FOR S.P.A. - DESIGN DETAILS AND SPECIFICATIONS SUBJECT TO CHANGE WITHOUT PRIOR NOTICE.

301032

Tappo SAE UNF-UN
con cava esagonale
per sedi ISO 11926
SAE UNF-UN int. hex plug
ISO 11926 ports

SEDI PAG.30 / *PORTS PAG.30*

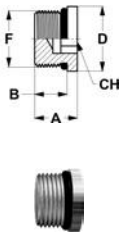

RIFERIMENTO REFERENCE	F	A	B	D	CH
A301032/11	7/16-20 UNF	12	9	14,3	5
A301032/12	1/2-20 UNF	12	9	16	5
A301032/14	9/16-18 UNF	13	10	17,5	6
A301032/19	3/4-16 UNF	15	11	22,2	8
A301032/22	7/8-14 UNF	16,5	13	25,5	10
A301032/27	1"1/16-12 UN	19,5	15	32	14
A301032/30	1"3/16-12 UN	19,5	15	35	14
A301032/33	1"5/16-12 UN	19,5	15	38	16
A301032/41	1"5/8-12 UN	19,5	15	48	19
A301032/48	1"7/8-12 UN	19,5	15	54	19

301218

Tappo Metrico cil.
cava esagonale con O.R.
per sedi ISO 6149
Metric int. hex plug
with O.R. ISO 6149 ports

SEDI PAG.30 / *PORTS PAG.30*

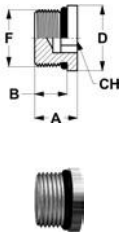

RIFERIMENTO REFERENCE	F	A	B	D	CH
A301218/10	M10x1	12	9	14	5
A301218/12	M12x1,5	14	11	17	6
A301218/14	M14x1,5	14	11	19	6
A301218/16	M16x1,5	15,5	12,5	22	8
A301218/18	M18x1,5	18	14	24	8
A301218/20	M20x1,5	18	14	27	10
A301218/22	M22x1,5	19	15	27	10
A301218/27	M27x2	22,5	18,5	32	12
A301218/33	M33x2	23,5	18,5	41	17
A301218/42	M42x2	24	19	50	22
A301218/48	M48x2	27	21,5	55	24

FOR S.P.A. - NORME E DIMENSIONI SOGGETTE A MODIFICHE SENZA PREAVVISO.
FOR S.P.A. - DESIGN DETAILS AND SPECIFICATIONS SUBJECT TO CHANGE WITHOUT PRIOR NOTICE.

301229

Tappo GAS cil. (BSPP)
cava esagonale
con tenuta ad elastomero
per sedi ISO 1179
BSPP int. hex plug
with elastomer seal
ISO 1179 ports

SEDI PAG.34 / *PORTS PAG.34*

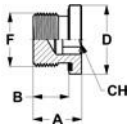

RIFERIMENTO REFERENCE	F	A	B	D	CH
A301229/10	G 1/8 A	12	8	14	5
A301229/13	G 1/4 A	17	12	18,9	6
A301229/17	G 3/8 A	17	12	22	8
A301229/21	G 1/2 A	19	14	26,9	10
A301229/26	G 3/4 A	21	16	32	12
A301229/33	G 1" A	22,5	16	39,9	17
A301229/42	G 1"1/4 A	25	16	49,9	22
A301229/48	G 1"1/2 A	22,5	16	54,9	24

301230

Tappo Metrico cil.
cava esagonale
con tenuta ad elastomero
per sedi ISO 9974
Metric int. hex plug
with elastomer seal
ISO 9974 ports

SEDI PAG.34 / *PORTS PAG.34*

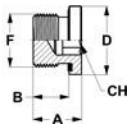

RIFERIMENTO REFERENCE	F	A	B	D	CH
A301230/10	M10x1	11,5	8	13,9	5
A301230/12	M12x1,5	16	12	16,9	6
A301230/14	M14x1,5	17	12	18,9	6
A301230/16	M16x1,5	17	12	21,9	8
A301230/18	M18x1,5	16	12	23,9	8
A301230/20	M20x1,5	19	14	25,9	10
A301230/22	M22x1,5	18,5	14	26,9	10
A301230/26	M26x1,5	21	16	31,9	12
A301230/27	M27x2	21	16	31,9	12
A301230/33	M33x2	22,5	16	39,9	17
A301230/42	M42x2	22,5	16	49,9	22
A301230/48	M48x2	22,5	16	54,9	24

FOR S.P.A. - NORME E DIMENSIONI SOGGETTE A MODIFICHE SENZA PREAVVISO.
FOR S.P.A. - DESIGN DETAILS AND SPECIFICATIONS SUBJECT TO CHANGE WITHOUT PRIOR NOTICE.

RACCORDI PORTAGOMMA ORIENTABILI E TAPPI

PUSH-ON HOSE ADJUSTABLE CONNECTORS AND PLUGS

301317

Tappo GAS cil.
cava esagonale
con tenuta ad elastomero
per sedi ISO 1179 e magnete
Magnet plug BSP
hollow hex with elastomer
seal ISO 1179 ports

SEDI PAG.34 / *PORTS PAG.34*

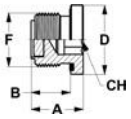

RIFERIMENTO REFERENCE	F	A	B	D	CH
A301317/13	G 1/4 A	18	12	18,9	6
A301317/17	G 3/8 A	18	12	22	8
A301317/21	G 1/2 A	20	14	26,9	10
A301317/26	G 3/4 A	23	16	32	12
A301317/33	G 1" A	24	16	39,9	17
A301317/42	G 1"1/4 A	24	16	49,9	22
A301317/48	G 1"1/2 A	24	16	54,9	24

302257

Miniprese di pressione
M16x2 con attacco Gas cil. (BSPP)
con tenuta ad elastomero
per sedi ISO 1179
Pressure test
M16x2 - male BSP
with elastomer seal
ISO 1179 ports

SEDI PAG.34 / *PORTS PAG.34*

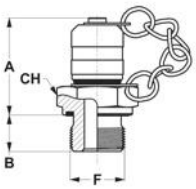

RIFERIMENTO REFERENCE	F	A	B	CH	PRESSIONE DI ESERCIZIO WORKING PRESSURE
A302257/1610	G 1/8 A	37	8	17	630 Bar
A302257/1613	G 1/4 A	37	12	19	630 Bar
A302257/1617	G 3/8 A	37	14	22	630 Bar
A302257/1621	G 1/2 A	37	15	27	630 Bar

FOR S.P.A. - NORME E DIMENSIONI SOGGETTE A MODIFICHE SENZA PREAVVISO.
FOR S.P.A. - DESIGN DETAILS AND SPECIFICATIONS SUBJECT TO CHANGE WITHOUT PRIOR NOTICE.

302268

Miniprese di pressione M16x2 con attacco Metrico cil. con tenuta ad elastomero per sedi ISO 9974

Pressure test M16x2 - male Metric with elastomer seal ISO 9974 ports

SEDI PAG.34 / *PORTS PAG.34*

RIFERIMENTO REFERENCE	F	A	B	CH	PRESSIONE DI ESERCIZIO WORKING PRESSURE
A302268/1610	M10x1	37	8	17	630 Bar
A302268/1612	M12x1,5	37	10	17	630 Bar
A302268/1614	M14x1,5	37	12	19	630 Bar
A302268/1616	M16x1,5	37	12	22	630 Bar

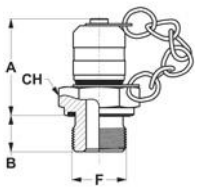

302279

Miniprese di pressione M16x2 con attacco Metrico cil. Con O.R. per sedi ISO 6149

Pressure test M16x2 - male Metric with O.R. ISO 6149 ports

SEDI PAG.30 / *PORTS PAG.30*

RIFERIMENTO REFERENCE	F	A	B	CH	PRESSIONE DI ESERCIZIO WORKING PRESSURE
A302279/1608	M8x1	37	8,5	17	250 Bar
A302279/1610	M10x1	37	8,5	17	630 Bar
A302279/1614	M14x1,5	37	10	19	630 Bar

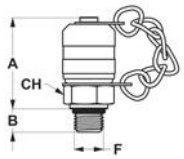

FOR S.P.A. - NORME E DIMENSIONI SOGGETTE A MODIFICHE SENZA PREAVVISO.
FOR S.P.A. - DESIGN DETAILS AND SPECIFICATIONS SUBJECT TO CHANGE WITHOUT PRIOR NOTICE.

RACCORDI PORTAGOMMA ORIENTABILI E TAPPI

PUSH-ON HOSE ADJUSTABLE CONNECTORS AND PLUGS

302280

Miniprese di pressione
M16x2 con attacco SAE UNF-UN
per sedi ISO 11926
Pressure test
M16x2 - male SAE UNF-UN
ISO 11926 ports

SEDI PAG.30 / *PORTS PAG.30*

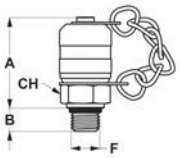

RIFERIMENTO REFERENCE	F	A	B	CH	PRESSIONE DI ESERCIZIO WORKING PRESSURE
A302280/1611	7/16-20 UNF	37	9	17	630 BAR
A302280/1612	1/2-20 UNF	37	10	17	630 BAR
A302280/1614	9/16-18 UNF	37	10	19	630 BAR
A302280/1619	3/4-16 UNF	37	14	22	630 BAR

302291

Miniprese di pressione
M16x2 con attacco Gas conico (BSPT)
per sedi ISO 7
Pressure test
M16x2 - male BSPT
taper ISO 7 ports

SEDI PAG.35 / *PORTS PAG.35*

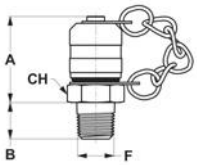

RIFERIMENTO REFERENCE	F	A	B	CH	PRESSIONE DI ESERCIZIO WORKING PRESSURE
A302291/1610	R 1/8 TAP.	37	10	17	400 BAR
A302291/1613	R 1/4 TAP.	37	12	19	630 BAR
A302291/1617	R 3/8 TAP.	37	14	22	630 BAR

FOR S.P.A. - NORME E DIMENSIONI SOGGETTE A MODIFICHE SENZA PREAVVISO.
FOR S.P.A. - DESIGN DETAILS AND SPECIFICATIONS SUBJECT TO CHANGE WITHOUT PRIOR NOTICE.

302301

Miniprese di pressione M16x2 con attacco NPTF per sedi SAE 476

Pressure test M16x2 - male NPTF taper SAE 476 ports

SEDI PAG.35 / *PORTS PAG.35*

RIFERIMENTO REFERENCE	F	A	B	CH	PRESSIONE DI ESERCIZIO WORKING PRESSURE
A302301/1610	1/8 NPTF	37	10	17	400 Bar
A302301/1613	1/4 NPTF	37	14	19	630 Bar
A302301/1617	3/8 NPTF	37	16	22	630 Bar

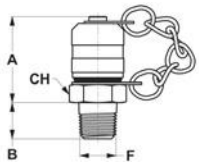

302345

Miniprese di pressione M16x2 con attacco GAS cil. (JIS) con O.R. per sedi JIS 2351

Pressure test M16x2 - male JIS with O.R. JIS 2351 ports

SEDI PAG.31 / *PORTS PAG.31*

RIFERIMENTO REFERENCE	F	A	B	CH	PRESSIONE DI ESERCIZIO WORKING PRESSURE
A302345/1610	G 1/8 A	37	8	17	630 Bar
A302345/1613	G 1/4 A	39	12	19	630 Bar
A302345/1617	G 3/8 A	40	12	22	630 Bar
A302345/1621	G 1/2 A	46	14	27	630 Bar

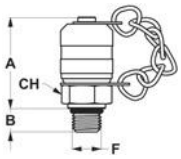

FOR S.P.A. - NORME E DIMENSIONI SOGGETTE A MODIFICHE SENZA PREAVVISO.
FOR S.P.A. - DESIGN DETAILS AND SPECIFICATIONS SUBJECT TO CHANGE WITHOUT PRIOR NOTICE.

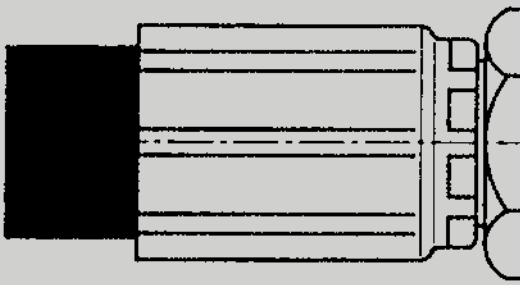

INDICE NUMERICO
NUMERIC INDEX

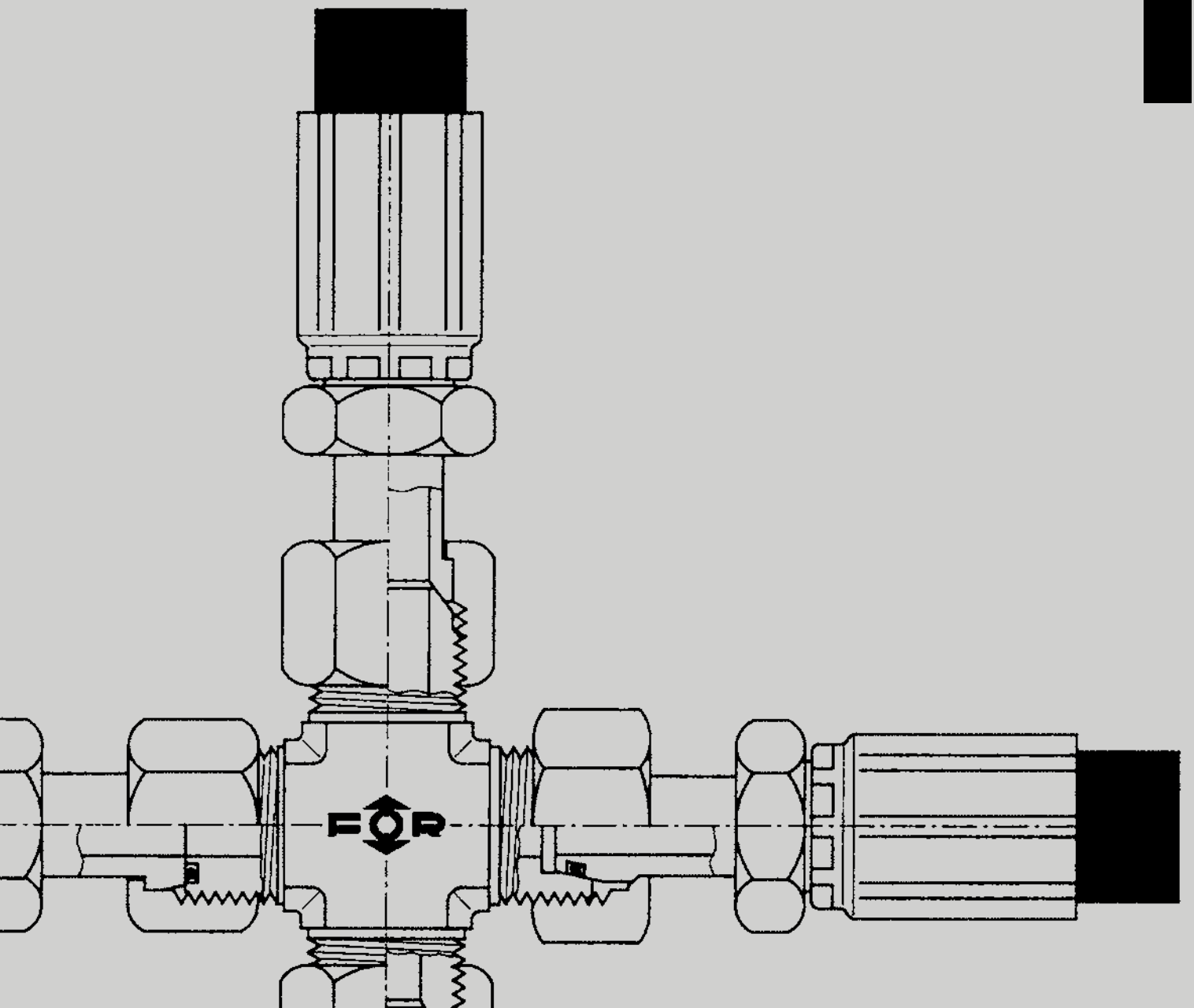

INDICE NUMERICO
NUMERICAL INDEX

PAGINA PAGE	CODICE CODE
59	101000
59	101011
83	101022
83	101033
60	102001
61	102012
62	102023
64	102034
65	102067
67	102078
73	102100
74	102111
76	102133
77	102144
68	102166
69	102177
70	102188
71	102209
72	102210
75	102232
76	102243
78	102265
79	102276
80	102287
82	102298
66	102319
71	102331
82	102342
81	102353
63	102375
70	102386
77	102407
84	103002
84	103013
85	104014
86	104025
87	104058
88	104092
87	104124
88	105004
89	105015
90	105026
92	105037
94	105048
95	105059
93	105082
91	105093
96	106005
96	107006
97	107017
98	107028
99	107039
102	107040
104	107051
105	107062
106	107084
106	107095
107	107116
107	107127
103	107161
101	107183
100	107194
108	108007
108	109008
109	110000
110	110011
112	110022
114	110033
113	110077
111	110088
115	111001
116	111012
117	111023
118	111034
120	111045
121	111056
122	111067
122	111089
123	111090
121	111122
119	111166
123	112002
124	113003
125	113014
126	113025
128	113036
130	113047
131	113058
131	113070
132	113081
129	113113
127	113135
133	114004
133	115005
366	201045
366	201067
353	201122
354	202002
355	202035
365	202057
356	202123
358	202134
360	202167
360	202178
353	202190
359	202200
361	202211
362	202222
363	202233
364	202244
361	202255
357	202288
359	202299
363	202309
364	202310
357	202321
362	202332
367	203003
367	205005
368	205016
369	205027
370	205038
368	205083
371	205094
372	205104
374	205115
375	205126
371	205148
370	205171
373	205182
375	207007
376	207029
377	207030
379	207041
380	207117
376	207128
380	207139
382	207140
383	207151
383	207162
381	207173
378	207205
382	207216
381	207238
384	208008
384	210001
385	210012
386	210023
386	210034
385	210056
387	211009
388	211010
389	211021
390	211032
391	211076
387	211108
390	211120
391	211121
392	212003
393	213006
394	213017
396	213028
397	213062
392	213084
395	213105
398	214007
398	215000
473	301009
469	301010
470	301021
476	301032
471	301043
471	301054
472	301065
472	301076
454	301108
455	301119
456	301120
470	301142
475	301207
476	301218
477	301229
477	301230
474	301263
475	301274
473	301296
474	301306
478	301317
463	302048
464	302059
462	302060
447	302093
447	302103
449	302114
449	302125
448	302213
448	302224
478	302257
479	302268
479	302279
480	302280
480	302291
481	302301
455	302334
481	302345
457	302356
457	302367
460	302378
461	302389
465	305017
450	305040
466	307008
466	307019
465	307020
454	307031
450	307042
451	307053
453	307064
453	307075
452	307129
452	307152
459	307163
460	307174
458	307185
461	307196
462	307206
467	311002
468	311013
467	311024
458	311057
468	313005
469	315007
431	401007
432	401018
430	401029
431	401502
432	401513
430	401524
134	402008
399	402019
415	402031
417	402042
419	402043
140	402130
140	402131
405	402141
405	402142
433	402163
433	402164
204	402174

INDICE NUMERICO
NUMERICAL INDEX

332	**402196**
332	**402206**
338	**402217**
338	**402228**
210	**402239**
420	**402240**
421	**402251**
422	**402262**
423	**402273**
424	**402284**
416	**402295**
418	**402305**
428	**402316**
134	**402503**
399	**402514**
415	**402536**
417	**402547**
419	**402548**
204	**402679**
332	**402701**
210	**402734**
420	**402745**
421	**402756**
422	**402767**
423	**402778**
424	**402789**
416	**402790**
418	**402800**
428	**402811**
136	**405001**
401	**405012**
206	**405034**
334	**405045**
334	**405056**
136	**405506**
401	**405517**
206	**405539**
334	**405551**
137	**407002**
402	**407013**
135	**407035**
400	**407046**
425	**407068**
426	**407079**
427	**407082**
141	**407123**
141	**407124**
406	**407134**
406	**407135**
434	**407156**
435	**407157**
142	**407167**
142	**407168**
407	**407178**
407	**407179**
436	**407190**
437	**407191**
205	**407200**
207	**407211**
333	**407222**
333	**407233**
335	**407244**
335	**407255**
339	**407266**
339	**407277**
340	**407288**
340	**407299**
211	**407309**
212	**407310**
429	**407321**
137	**407507**
402	**407518**
135	**407530**
400	**407541**
425	**407563**
426	**407574**
427	**407575**
205	**407705**
207	**407716**
333	**407738**
335	**407750**
211	**407804**
212	**407815**
429	**407826**
138	**411006**
403	**411017**
208	**411039**
336	**411040**
336	**411051**
138	**411501**
403	**411512**
208	**411534**
336	**411556**
139	**413008**
404	**413019**
209	**413031**
337	**413042**
337	**413053**
139	**413503**
404	**413514**
209	**413536**
337	**413558**
155	**501002**
156	**501013**
174	**501024**
174	**501035**
155	**501112**
156	**501518**
157	**502003**
158	**502014**
159	**502025**
162	**502036**
163	**502058**
171	**502069**
173	**502070**
170	**502092**
170	**502102**
164	**502113**
171	**502124**
165	**502135**
161	**502146**
164	**502157**
168	**502168**
169	**502179**
166	**502180**
168	**502191**
167	**502201**
169	**502212**
160	**502223**
167	**502234**
172	**502311**
172	**503000**
175	**503011**
175	**503022**
176	**503033**
176	**504012**
177	**504023**
178	**505007**
178	**505018**
179	**505029**
180	**505041**
177	**505052**
179	**505085**
180	**506008**
181	**507009**
181	**507010**
182	**507021**
183	**507032**
185	**507043**
186	**507065**
189	**507076**
189	**507087**
187	**507098**
188	**507108**
184	**507131**
187	**507142**
188	**507153**
190	**508004**
192	**510006**
190	**510017**
191	**510028**
192	**510039**
191	**510051**
193	**511004**
193	**511015**
194	**511026**
194	**511037**
195	**511048**
196	**511060**
195	**511093**
196	**512005**
197	**513001**
198	**513012**
199	**513023**
201	**513034**
202	**513056**
200	**513089**
202	**514003**
203	**515002**
203	**515013**
232	**701003**
266	**701025**
267	**701036**
233	**701070**
232	**701092**
233	**701102**
268	**701113**
232	**701508**
233	**701519**
266	**701520**
267	**701531**
268	**701618**
234	**702005**
242	**702016**
243	**702038**
250	**702049**
248	**702050**
231	**702072**
259	**702083**
260	**702104**
264	**702115**
263	**702126**
247	**702137**
252	**702148**
262	**702159**
265	**702160**
236	**702171**
241	**702182**
269	**702193**
245	**702236**
261	**702247**
253	**702258**
254	**702269**
256	**702346**
258	**702357**
239	**702368**
240	**702379**
270	**702380**
271	**702391**
272	**702401**
273	**702412**
274	**702423**
275	**702434**
276	**702445**
238	**702456**
235	**702500**
242	**702511**
244	**702533**
251	**702544**
249	**702555**
231	**702577**
259	**702588**
260	**702609**
264	**702610**
263	**702621**
247	**702632**
252	**702643**
262	**702654**
265	**702665**
237	**702676**
241	**702687**
269	**702698**
246	**702731**
261	**702742**
253	**702753**
255	**702764**
257	**702841**
258	**702852**
240	**702863**
270	**702885**

INDICE NUMERICO
NUMERICAL INDEX

PAGINA PAGE	CODICE CODE
271	702896
272	702906
273	702917
274	702928
275	702939
276	702940
238	702951
277	703007
278	703029
277	703502
278	703524
281	705000
282	705022
285	705033
284	705044
279	705066
283	705077
280	705109
281	705505
282	705527
285	705538
284	705549
279	705561
283	705572
280	705605
286	706002
286	706507
287	707004
289	707015
290	707037
295	707048
294	707059
288	707060
292	707071
296	707082
297	707093
328	707125
329	707147
298	707181
299	707213
287	707509
289	707510
291	707532
295	707543
294	707554
288	707565
293	707576
296	707587
297	707598
328	707620
329	707642
298	707686
299	707718
305	708006
305	708501
300	710002
301	710024
304	710035
303	710046
302	710057
300	710507
301	710529
304	710530
303	710541
302	710552
306	711005
310	711016
311	711038
314	711049
313	711050
309	711061
312	711072
315	711083
330	711137
331	711159
308	711160
316	711171
307	711500
310	711511
311	711533
314	711544
313	711555
309	711566
312	711577
315	711588
330	711632
331	711654
308	711665
316	711676
317	712008
317	712503
319	713003
320	713025
323	713036
322	713047
318	713058
321	713070
324	713081
325	713092
319	713508
320	713520
323	713531
322	713542
318	713553
321	713575
324	713586
325	713597
326	714001
326	714506
327	715003
327	715508

NOTE
NOTES

KUNI DESIGN STRATEGY WWW.KUNI.IT