PNEUMAX

ATEX
OVERVIEW

EN

ATEX Overview

Components for explosive atmosphere

Pneumax is offering a range of components usable in potentially explosive atmosphere and classified in different protection categories according to Directive 2014/34/UE, also known as ATEX.

ATEX Directive
2014/34 /UE

Directive ATEX 2014/34/EU (previously ATEX 94/9/EC) provides for harmonised requirements and conformity assessment procedures for electrical and non-electrical equipment, intended for use in environments which are potentially explosive due to dust or gas hazards, and protective systems. Safety devices intended for use outside explosive atmospheres, which are required for or contribute to the safe functioning of equipment or protective systems with respect to risks of explosion are also included.
ATEX Directive divides equipment into groups and categories as shown into table below.

ATEX directive divides equipment in grups and categories as shown in the following table:

GROUPS		CATEGORIES		CONDITION OF OPERATIONS
I	Underground Mines	M1	Very high level of protection	Equipment remains energised and functioning when explosive atmosphere present
		M2	High level of protection	Equipment de-energised when explosive atmosphere is recognised
II	Surface industries	1	Very high level of protection	Equipment remains energised and functioning in Zones 0,1,2 (G) and/or 20, 21, 22 (D)
		2	High level of protection	Equipment remains energised and functioning in Zones 1, 2 (G) and/or 21, 22 (D)
		3	Normal protection	Equipment remains energised and functioning in Zone 2 (G) and/or 22 (D)

The conformity assessment procedures depend on the categories (level of protection) of the intended use of the equipment.

Atmosphere Explosive

An explosive atmosphere is a mixture of flammable gases, vapours, mists or dusts with air, under specific atmospheric conditions in which, after ignition has occurred, combustion propagates to the flammable mixture.

GAS: IIA , IIB, IIC	Gas and vapours are divided into 3 sub-groups IIA, IIB and IIC depending of the characteristics of the substance. The group IIC is the most dangerous and the group IIA is the less one. Based on the substance, it is possible to identify the group to which the equipment must belong. Each equipment is suitable and approved for a gas group: equipment of IIC group can be installed also in location that require equipment of the groups IIA and IIB and IIC. Example of substances: - **IIA**: acetone, ethyl alcohol, ammonia, petrol, butane, hexane, ethane, natural gas, naphtha, propane, toluene, solvents, etc.. - **IIB**: acetaldehyde, cyclopropane, ethyl ether, ethylene, etc… - **IIC**: acetylene, hydrogen, gases containing more than 25% hydrogen, carbon disulphide, etc…
DUST: IIIA, IIIB, IIIC	Dusts are into 3 sub-groups **IIIA, IIIB** and **IIIC**: - **IIIA**: fiber - **IIIB**: non conductive dust - **IIIC**: conductive dust

Overall dimensions and technical information are provided solely for informative purposes and may be modified without notice

Directive 2014/34/EU (Manufacturer Directive) applies to equipment and protective systems (group, category, assessment procedures, marking) whereas ATEX Directive 99/92/CE (User Directive) provides for a classification of the places where explosive atmospheres may occur (zoning) and define protection level of the equipment and protective systems (groups and categories) shall be used in each zone. Hazardous locations are classified, by the User, in zones based on frequency and duration of the occurrence of explosive atmosphere.

GAS	**Zone 0**	A place in which an explosive atmosphere consisting of a mixture with air of flammable substances in the form of gas, vapour or mist is present continuously or for long periods or frequently.
	Zone 1	A place in which an explosive atmosphere consisting of a mixture with air or flammable substances in the form of gas, vapour or mist is likely to occur in normal operation occasionally.
	Zone 2	A place in which an explosive atmosphere consisting of a mixture with air of flammable substances in the form of gas, vapour or mist is not likely to occur in normal operation but, if it does occur, will persist for a short period only.

DUST	**Zone 20**	A place in which an explosive atmosphere in the form of a cloud of combustible dust in air is present continuously, or for long periods or frequently.
	Zone 21	A place in which an explosive atmosphere in the form of a cloud of combustible dust in air is likely to occur in normal operation occasionally.
	Zone 22	A place in which an explosive atmosphere in the form of a cloud of combustible dust in air is not likely to occur in normal operation but, if it does occur, will persist for a short period only.

ATEX product

The products shall be provide by the appropriate identification label, which includes, in addition to the CE marking, the specific marking of explosive protection (Epsilon-x, in the hexagon) followed by the group (I or II) and category; for group II, the letter G is added for equipment for Gas while equipment for dust is identified by the letter D (Dust).

Other information usually located in marking plate are:

- **Gas/dust subgroup**
- **Type of protection**
- **Temperature class (Gas) and max surface temperature (Dust)**
- **Equipment protection level (EPL)**

Correlation between zone , category and EPL

Zone	Category	EPL
0	1G	Ga
1	2G	Gb
2	3G	Gc
20	1D	Da
21	2D	Db
22	3D	Dc

ATEX Marking

Correlation between max surface temperature and temperature class of equipment

Equipment	
Surface temperature Ts	**Class t.**
Ts < 85°C	T6
85°C < Ts <100°C	T5
100°C < Ts < 135°C	T4
135°C < Ts < 200°C	T3
200°C < Ts < 300°C	T2
300°C < Ts < 450°C	T1

Electrical products (according EN 60079-X)

CE xxxx Ex II 2 G Ex ib T4 Gb X II 2 D Ex tb T135°C Db X	
xxxx	N° of Ex Notified Body (only category 2 and 1) for quality assurance notification
II	Group
2	Category
G, D	Gas, Dust
Ex ib	Intrinsically safe "ib"
Ex tb	Dust tight enclosure "tb"
T4	Temperature class
T135°C	Maximum surface temperature
Gb, Db	EPL
X	Special condition for safe use (see instruction)

Non - Electrical products (according EN 13463-X)

CE Ex II 2 GD c T4 T135°C X	
II	Group
2	Category
G, D	Gas, Dust
c	Constructional safety "c"
T4	Temperature class
T135°C	Maximum surface temperature
X	Special condition for safe use (see instruction)

Non - Electrical products (according EN ISO 80079-36 & 80079-37) Mandatory from 10/2019

CE Ex II 2 G Ex h T4 Gb X II 2 D Ex h T135°C Db X	
II	Group
2	Category
G, D	Gas, Dust
Ex h	Protection for non - electrical equipment
T4	Temperature class
T135°C	Maximum surface temperature
Gb, Db	EPL
X	Special condition for safe use (see instruction)

Air distribution

Valves and solenoid valves

Valves and solenoid valves with spools

ATEX ON REQUEST

SERIES 104



cod. **X104_** - Valves

Marking	Temperature	Versions	Size	Function	Connection
II 3G Ex h IIB T4 Gc X II 3D Ex h IIIC T105°C Dc X	**-5°C ≤ Ta ≤ +50°C**	**Pneumatic, mechanic and manual**	**-**	**2/2, 3/2, 5/2, 5/3**	**Ø4**

ATEX ON REQUEST

SERIES 105

cod. **X105_** - Valves

Marking	Temperature	Versions	Size	Function	Connection
II 2G Ex h IIC T5 Gb X II 2D Ex h IIIC T90°C Db X	**-5°C ≤ Ta ≤ +70°C**	**Pneumatic, mechanic and manual**	**-**	**3/2, 5/2**	**M5**

cod. **X105_2640_** - Handle with valve

Marking	Temperature	Versions	Size	Function	Connection
II 3G Ex h IIB T5 Gc X II 3D Ex h IIIC T90°C Dc X	**-5°C ≤ Ta ≤ +70°C**	**Pneumatic, mechanic and manual**	**-**	**3/2, 5/2**	**M5**

ATEX ON REQUEST

SERIES 200

cod. **X2_** - Valves

Marking	Temperature	Version	Size	Function	Connection
II 2G Ex h IIC T5 Gb X II 2D Ex h IIIC T100°C Db X	**-5°C ≤ Ta ≤ +70°C**	**Pneumatic, mechanic and manual**	**-**	**3/2, 5/2, 5/3**	**G1/8 - G1/4 G1/2 - G1**

cod. **X2_10_** - Valves with pedal

Marking	Temperature	Version	Size	Function	Connection
II 3G Ex h IIB T5 Gc X II 3D Ex h IIIC T100°C Dc X	**-5°C ≤ Ta ≤ +70°C**	**Pneumatic, mechanic and manual**	**-**	**3/2, 5/2, 5/3**	**G1/8 - G1/4 G1/2 - G1**

ATEX ON REQUEST

SERIES T200



cod. **X2T8_** | **X2T4_** - Pneumatic valves

Marking	Temperature	Version	Size	Function	Connection
II 2G Ex h IIB T5 Gb X II 2D Ex h IIIC T96°C Db X	**-5°C ≤ Ta ≤ +50°C**	**Solenoid**	**-**	**3/2, 5/2, 5/3**	**G1/8 - G1/4**

ATEX ON REQUEST

SERIES 800

cod. **X80_11_** - Valves

Marking	Temperature	Version	Size	Function	Connection
II 2G Ex h IIC T5 Gb X II 2D Ex h IIIC T100°C Db X	**-5°C ≤ Ta ≤ +70°C**	**Pneumatic, mechanic and manual**	**-**	**3/2, 5/2, 5/3**	**M5 - G1/8**

Cod. **X8_M2** - Solenoid valves without coils

Marking	Temperature	Version	Size	Function	Connection
II 2G Ex h IIC T6 Gb X II 2D Ex h IIIC T70°C Db X	**-5°C ≤ Ta ≤ +50°C**	**Solenoid**	**-**	**3/2, 5/2, 5/3**	**M5 - G1/8 G1/4**

cod. **X8_X_** - Solenoid valves with coils XME 2GD

Marking	Temperature	Version	Size	Function	Connection
II 2G Ex h IIC T4 Gb X II 2D Ex h IIIC T135°C Db X IP65	**-5°C ≤ Ta ≤ +40°C**	**Solenoid**	**-**	**3/2, 5/2, 5/3**	**M5 - G1/8 G1/4**

Overall dimensions and technical information are provided solely for informative purposes and may be modified without notice

ATEX ON REQUEST

SERIES 800 (continue)

cod. **X8_ B_** | **X8_ C_** - Solenoid valves with coils XMB or XMC 3GD

Marking	Temperature	Versions	Size	Function	Connection
II 3G Ex h IIC T4 Gc X II 3D Ex h IIIC T120°C Dc X IP65	**-5°C ≤ Ta ≤ +40°C**	**Solenoid**	**-**	**3/2, 5/2, 5/3**	**M5 - G1/8**

cod. **X805_** | **X808_** | **X818_** - Solenoid valves with electric pilot XN3_ 15mm 3GD

Marking	Temperature	Versions	Size	Function	Connection
II 3G Ex h IIC T4 Gc X II 3D Ex h IIIC T125°C Dc X IP65	**-5°C ≤ Ta ≤ +50°C**	**Solenoid**	**-**	**3/2, 5/2, 5/3**	**M5 - G1/8**

cod. **X824_** | **X828_** - Solenoid valves without coils

Marking	Temperature	Versions	Size	Function	Connection
II 3G Ex h IIB T6 Gc X II 3D Ex h IIIC T70°C Dc X	**-5°C ≤ Ta ≤ +50°C**	**Solenoid, pneumatic, mechanic and manual**	**-**	**3/2, 5/2, 5/3**	**G1/4**

ATEX ON REQUEST

SERIES 400

cod. **X4_ M2** - Solenoid valves without coils

Marking	Temperature	Versions	Size	Function	Connection
II 2G Ex h IIB T6 Gb X II 2D Ex h IIIC T70°C Db X	**-5°C ≤ Ta ≤ +50°C**	**Solenoid, pneumatic, mechanic and manual**	**-**	**3/2, 5/2, 5/3**	**G1/8 - G1/4 G1/2**

cod. **X4_ X_** - Solenoid valves with coils XME 2GD

Marking	Temperature	Versions	Size	Function	Connection
II 2G Ex h IIB T4 Gb X II 2D Ex h IIIC T135°C Db X IP65	**-5°C ≤ Ta ≤ +40°C**	**Solenoid, pneumatic, mechanic and manual**	**-**	**3/2, 5/2, 5/3**	**G1/8 - G1/4 G1/2**

cod. **X4_ B_** | **X4_ C_** | **X4_ M_** - Solenoid valves with coils XMB or XMC 3GD

Marking	Temperature	Versions	Size	Function	Connection
II 3G Ex h IIB T4 Gc X II 3D Ex h IIIC T120°C Dc X IP65	**-5°C ≤ Ta ≤ +40°C**	**Solenoid, pneumatic, mechanic and manual**	**-**	**2/2, 3/2, 5/2, 5/3**	**G1/8 - G1/4 G1/2**

ATEX ON REQUEST

SERIES T400

cod. **X4T8_** | **X4T4_** - Valves and solenoid valves without coils

Marking	Temperature	Versions	Size	Function	Connection
II 2G Ex h IIB T5 Gb X II 2D Ex h IIIC T96°C Db X	**-5°C ≤ Ta ≤ +50°C**	**Solenoid, pneumatic, mechanic and manual**	**-**	**3/2, 5/2, 5/3**	**G1/8 - G1/4**

cod. **X4T8_** | **X4T4_** - Solenoid valves with coils XME 2GD

Marking	Temperature	Versions	Size	Function	Connection
II 2G Ex h IIB T4 Gb X II 2D Ex h IIIC T135°C Db X IP65	**-5°C ≤ Ta ≤ +40°C**	**Solenoid, pneumatic, mechanic and manual**	**-**	**3/2, 5/2, 5/3**	**G1/8 - G1/4**

cod. **X4T8_** | **X4T4_** - Solenoid valves with coils XMB or XMC 3GD

Marking	Temperature	Versions	Size	Function	Connection
II 3G Ex h IIB T4 Gc X II 3D Ex h IIIC T120°C Dc X IP65	**-5°C ≤ Ta ≤ +40°C**	**Solenoid, pneumatic, mechanic and manual**	**-**	**3/2, 5/2, 5/3**	**G1/8 - G1/4**

ATEX ON REQUEST

SERIES 2400 LINE-FLAT-VDMA

cod. **2400_** - Solenoid valves

Marking	Temperature	Versions	Size	Function	Connection
II 3G Ex nA IIC T6 Gc IP65 II 3D Ex tc IIIC T=85°C Dc IP65	**-5°C ≤ Ta ≤ +50°C**	**All versions**	**18mm**	**5/2, 5/3, 2x3/2**	**G1/8 - G1/4 Ø6 - Ø8**

ATEX ON REQUEST

SERIES 2600 LINE-FLAT-VDMA

cod. **2600_** - Solenoid valves

Marking	Temperature	Versions	Size	Function	Connection
II 3G Ex nA IIC T6 Gc IP65 II 3D Ex tc IIIC T=85°C Dc IP65	**-5°C ≤ Ta ≤ +50°C**	**All versions**	**26mm**	**5/2, 5/3**	**G3/8 - G1/4 Ø10**

Valves and solenoid valves with spool

ATEX READY

PROCESS AUTOMATION TECHNOLOGY STAINLESS STEEL

cod. **SS11_ | SS12_ | SS14_ | SS34_** - H - High temperature

Marking	Temperature	Version	Size	Function	Connection
II 2G Ex h IIC T3 Gb X II 2D Ex h IIIC T180°C Db X	-10°C ≤ Ta ≤ +150°C	Solenoid, pneumatic, mechanic and manual	-	3/2, 5/2	1/4" NPT 1/2" NPT

cod. **SS11_ | SS12_ | SS14_ | SS34_** - L - Low temperature

Marking	Temperature	Version	Size	Function	Connection
II 2G Ex h IIC T5 Gb X II 2D Ex h IIIC T100°C Db X	-50°C ≤ Ta ≤ +70°C	Solenoid, pneumatic, mechanic and manual	-	3/2, 5/2	1/4" NPT 1/2" NPT

ATEX READY

PROCESS AUTOMATION TECHNOLOGY ALUMINIUM SERIES

cod. **SS11_ | SS12_ | SS14_ | SS38_**

Marking	Temperature	Version	Size	Function	Connection
II 2G Ex h IIC T5 Gb X II 2D Ex h IIIC T100°C Db X	-30°C ≤ Ta ≤ +70°C	Solenoid, pneumatic, mechanic and manual	-	3/2, 5/2	1/4" NPT 1/2" NPT 1" NPT

Direct operated solenoid valves

ATEX ON REQUEST

SERIES 300



cod. **XN3_** - Direct operated solenoid valves

Marking	Temperature	Version	Size	Function	Connection
II 3G Ex nA IIC T4 Gc X II 3D Ex tc IIIC T125°C Dc X IP65	-10°C ≤ Ta ≤ 50°C	NC-NO	15mm	3/2	-

ATEX ON REQUEST

M SERIES (MECHANICS)

cod. **XM2_ , XM2/_ | X3_5.M1, X3_5.M1/_** - Solenoid valves without coils

Marking	Temperature	Version	Size	Function	Connection
II 2G Ex h IIC T6 Gb X II 2D Ex h IIIC T70°C Db X	-10°C ≤ Ta ≤ +50°C	NC-NO	-	3/2	Ø4 - M5 G1/8

cod. **XM2_ , XM2/_ | X3_5.M1, X3_5.M1/_** - Solenoid valves with coils XME 2GD

Marking	Temperature	Version	Size	Function	Connection
II 2G Ex h IIC T4 Gb X II 2D Ex h IIIC T135°C Db X IP65	-10°C ≤ Ta ≤ +40°C	NC-NO	-	3/2	Ø4 - M5 G1/8

cod. **XM2_ , XM2/_ | X3_5.M1, X3_5.M1/_** - Solenoid valves with coils XMB or XMC 3GD

Marking	Temperature	Version	Size	Function	Connection
II 3G Ex h IIC T4 Gc X II 3D Ex h IIIC T120°C Dc X IP65	-10°C ≤ Ta ≤ +40°C	NC-NO	-	3/2	Ø4 - M5 G1/8

ATEX ON REQUEST

CNOMO SERIES

cod. **XM3P_ , XM3R_ | XM4P_ , XM4R_ | XM5P_ , XM5R_** - Solenoid valves without coils

Marking	Temperature	Version	Size	Function	Connection
II 2G Ex h IIB T6 Gb X II 2D Ex h IIIC T70°C Db X	-10°C ≤ Ta ≤ +50°C	NC-NO	-	3/2	-

cod. **XM3P_ , XM3R_ | XM4P_ , XM4R_ | XM5P_ , XM5R_** - Solenoid valves with coils XME 2GD

Marking	Temperature	Version	Size	Function	Connection
II 2G Ex h IIB T4 Gb X II 2D Ex h IIIC T135°C Db X IP65	-10°C ≤ Ta ≤ +40°C	NC-NO	-	3/2	-

Overall dimensions and technical information are provided solely for informative purposes and may be modified without notice

ATEX ON REQUEST

CNOMO SERIES (continue)

cod. **XM3P_ , XM3R_** | **XM4P_ , XM4R_** | **XM5P_ , XM5R_** - Solenoid valves with coils XMB or XMC 3GD

Marking	Temperature	Version	Size	Function	Connection
II 3G Ex h IIB T4 Gc X II 3D Ex h IIIC T120°C Dc X IP65	-10°C ≤ Ta ≤ +40°C	NC-NO	-	3/2	-

Valves and solenoid valves Poppet system

ATEX ON REQUEST

SERIES 700

cod. **X70532_** | **X77_3211_** - Valves

Marking	Temperature	Version	Size	Function	Connection
II 2G Ex h IIB T5 Gb X II 2D Ex h IIIC T95°C Db X	-5°C ≤ Ta ≤ +70°C	NC-NO	-	3/2	G3/8 - G1/2 G3/4 - G1 G1 1/2

cod. **X7_M2** - Solenoid valves without coils

Marking	Temperature	Version	Size	Function	Connection
II 2G Ex h IIB T6 Gb X II 2D Ex h IIIC T70°C Db X	-5°C ≤ Ta ≤ +50°C	NC-NO	-	3/2	G3/8 - G1/2 G3/4 - G1 G1 1/2

cod. **X7_ X_** - Solenoid valves with coils XME 2GD

Marking	Temperature	Version	Size	Function	Connection
II 2G Ex h IIB T4 Gb X II 2D Ex h IIIC T135°C Db X IP65	-5°C ≤ Ta ≤ +40°C	NC-NO	-	3/2	G3/8 - G1/2 G3/4 - G1 G1 1/2

cod. **X7_ B_** | **X7_ C_** - Solenoid valves with coils XME 2GD XMB or XMC 3GD

Marking	Temperature	Version	Size	Function	Connection
II 3G Ex h IIB T4 Gc X II 3D Ex h IIIC T120°C Dc X IP65	-5°C ≤ Ta ≤ +40°C	NC-NO	-	3/2	G3/8 - G1/2 G3/4 - G1 G1 1/2

ATEX READY

PROCESS AUTOMATION TECHNOLOGY ALUMINIUM SERIES

cod. **SA771** | **SA772** | **SA773** | **SAN776**

Marking	Temperature	Version	Size	Function	Connection
II 2G Ex h IIB T5 Gb X II 2D Ex h IIIC T100°C Db X	-30°C ≤ Ta ≤ +70°C	NC-NO	-	3/2	1/2" NPT 3/4" NPT 1" NPT 1 1/2" NPT

Valves and solenoid valves NAMUR

ATEX ON REQUEST

SERIES 514/N

cod. **X514/N** - Valves and solenoid valves without coils

Marking	Temperature	Version	Size	Function	Connection
II 2G Ex h IIB T5 Gb X II 2D Ex h IIIC T96°C Db X	-10°C ≤ Ta ≤ +50°C	Solenoid - Spring Solenoid - Differential Solenoid - Solenoid	-	3/2 5/2	G1/4

cod. **X514/N** - Solenoid valves with coils XME 2GD

Marking	Temperature	Version	Size	Function	Connection
II 2G Ex h IIB T4 Gb X II 2D Ex h IIIC T135°C Db X IP65	-10°C ≤ Ta ≤ +40°C	Solenoid - Spring Solenoid - Differential Solenoid - Solenoid	-	3/2 5/2	G1/4

cod. **X514/N** - Solenoid valves with coils XMB or XMC 3GD

Marking	Temperature	Version	Size	Function	Connection
II 3G Ex h IIB T4 Gc X II 3D Ex h IIIC T120°C Dc X IP65	-10°C ≤ Ta ≤ +40°C	Solenoid - Spring Solenoid - Differential Solenoid - Solenoid	-	3/2 5/2	G1/4

ATEX ON REQUEST

SERIES T514



cod. **X5T4** - Valves and solenoid valves without coils

Marking	Temperature	Version	Size	Function	Connection
II 2G Ex h IIB T5 Gb X II 2D Ex h IIIC T96°C Db X	-5°C ≤ Ta ≤ +50°C	Pneum. o Sol. - Differential Pneum. o Sol. - Spring Pneum. o Sol. - Pneumatic	-	4/2 5/2, 9/2	G1/4

cod. **X5T4** - Solenoid valves with coils XME 2GD

Marking	Temperature	Version	Size	Function	Connection
II 2G Ex h IIB T4 Gb X II 2D Ex h IIIC T135°C Db X IP65	-5°C ≤ Ta ≤ +40°C	Solenoid - Differential Solenoid - Spring Solenoid - Pneumatic	-	4/2 5/2, 9/2	G1/4

cod. **X5T4** - Solenoid valves with coils XMB or XMC 3GD

Marking	Temperature	Version	Size	Function	Connection
II 3G Ex h IIB T4 Gc X II 3D Ex h IIIC T120°C Dc X IP65	-5°C ≤ Ta ≤ +40°C	Solenoid - Differential Solenoid - Spring Solenoid - Pneumatic	-	4/2 5/2, 9/2	G1/4

ATEX ON REQUEST

SERIES 514 - 516

cod. **X514** | **X516** - Valves and solenoid valves without coils

Marking	Temperature	Version	Size	Function	Connection
II 2G Ex h IIC T5 Gb X II 2D Ex h IIIC T96°C Db X	-30°C ≤ Ta ≤ +50°C	Pneum. o Sol. - Differential Pneum. o Sol. - Spring Pneum. o Sol. - Pneumatic	-	4/2 5/2, 9/2	G1/4

cod. **X514** | **X516** - Solenoid valves with coils XME 2GD

Marking	Temperature	Version	Size	Function	Connection
II 2G Ex h IIC T4 Gb X II 2D Ex h IIIC T135°C Db X IP65	-20°C ≤ Ta ≤ +40°C	Solenoid - Differential Solenoid - Spring Solenoid - Pneumatic	-	4/2 5/2, 9/2	G1/4

cod. **X514** | **X516** - Solenoid valves with coils XMHC 2GD Ex ia, E xt with connector

Marking	Temperature	Version	Size	Function	Connection
II 2G Ex h IIB/IIC T4 Gb X II 2D Ex h IIIC T130°C Db X IP65	-30°C ≤ Ta ≤ +50°C	Solenoid - Differential Solenoid - Spring Solenoid - Pneumatic	-	4/2 5/2, 9/2	G1/4

cod. **X514** | **X516** - Solenoid valves with coils XMH4/H6 2GD Ex ia

Marking	Temperature	Version	Size	Function	Connection
II 2G Ex h IIB/IIC T4 Gb X	-30°C ≤ Ta ≤ +50°C/+85°C	Solenoid - Differential Solenoid - Spring Solenoid - Pneumatic	-	4/2 5/2, 9/2	G1/4

cod. **X514** | **X516** - Solenoid valves with coils XMB oppure XMC 3GD

Marking	Temperature	Version	Size	Function	Connection
II 3G Ex h IIC T4 Gc X II 3D Ex h IIIC T120°C Dc X IP65	-20°C ≤ Ta ≤ +40°C	Solenoid - Differential Solenoid - Spring Solenoid - Pneumatic	-	4/2 5/2, 9/2	G1/4

ATEX ON REQUEST

SERIES 515 - 517

cod. **X515** | **X517** - Valves and solenoid valves without coils

Marking	Temperature	Version	Size	Function	Connection
II 2G Ex h IIC T5 Gb X II 2D Ex h IIIC T96°C Db X	-30°C ≤ Ta ≤ +50°C	Pneum. o Sol. - Differential Pneum. o Sol. - Spring Pneum. o Sol. - Pneumatic	-	5/2	G1/4

cod. **X515** | **X517** - Solenoid valves with coils XME 2GD

Marking	Temperature	Version	Size	Function	Connection
II 2G Ex h IIC T4 Gb X II 2D Ex h IIIC T135°C Db X IP65	-20°C ≤ Ta ≤ +40°C	Solenoid - Differential Solenoid - Spring Solenoid - Pneumatic	-	5/2	G1/4

cod. **X515** | **X517** - Solenoid valves with coils XMHC 2GD Ex ia, E xt with connector

Marking	Temperature	Version	Size	Function	Connection
II 2G Ex h IIB/IIC T4 Gb X II 2D Ex h IIIC T130°C Db X IP65	-30°C ≤ Ta ≤ 50°C	Solenoid - Differential Solenoid - Spring Solenoid - Pneumatic	-	5/2	G1/4

cod. **X515** | **X517** - Solenoid valves with coils XMH4/H6 2GD Ex ia

Marking	Temperature	Version	Size	Function	Connection
II 2G Ex h IIB/IIC T4 Gb X	-30°C ≤ Ta ≤ 50°C / 85°C	Solenoid - Differential Solenoid - Spring Solenoid - Pneumatic	-	5/2	G1/4

Overall dimensions and technical information are provided solely for informative purposes and may be modified without notice

ATEX ON REQUEST

SERIES 515 - 517 (continue)

cod. **X515** | **X517** - Solenoid valves with coils XMB or XMC 3GD

Marking	Temperature	Version	Size	Function	Connection
II 3G Ex h IIC T4 Gc X II 3D Ex h IIIC T120°C Dc X IP65	-20°C ≤ Ta ≤ +40°C	Solenoid - Differential Solenoid - Spring Solenoid - Pneumatic	-	5/2	G1/4

Valves and solenoid valves ISO5599/1

ATEX ON REQUEST

SERIES 1000

cod. **X10_16_** | **X10_18_** | **X10_19_** - Valves

Marking	Temperature	Version	Size	Function	Connection
II 2G Ex h IIC T5 Gb X II 2D Ex h IIIC T100°C Db X	-5°C ≤ Ta ≤ +70°C	Solenoid, Pneumatic.	ISO 1 ISO 2 ISO 3	5/2, 5/3	-

cod. **X1001_ , X1051_** | **X1002_ , X1052_** - Solenoid valves without coils

Marking	Temperature	Version	Size	Function	Connection
II 2G Ex h IIC T6 Gb X II 2D Ex h IIIC T70°C Db X	-5°C ≤ Ta ≤ +50°C	Solenoid, Pneumatic.	ISO 1 ISO 2 ISO 3	5/2, 5/3	-

cod. **X1001_ , X1051_** | **X1002_ , X1052_** - Solenoid valves with coils XME 2GD

Marking	Temperature	Version	Size	Function	Connection
II 2G Ex h IIC T4 Gb X II 2D Ex h IIIC T135°C Db X IP65	-5°C ≤ Ta ≤ +40°C	Solenoid, Pneumatic.	ISO 1 ISO 2 ISO 3	5/2, 5/3	-

cod. **X1001_ , X1051_** | **X1002_ , X1052_** - Solenoid valves with coils XMB 3GD or XMC 3GD

Marking	Temperature	Version	Size	Function	Connection
II 3G Ex h IIC T4 Gc X II 3D Ex h IIIC T120°C Dc X IP65	-5°C ≤ Ta ≤ +40°C	Solenoid, Pneumatic.	ISO 1 ISO 2 ISO 3	5/2, 5/3	-

cod. **X1011_** | **X1012_ X1013_** - Solenoid valves without coils

Marking	Temperature	Version	Size	Function	Connection
II 3G Ex h IIB T6 Gc X II 3D Ex h IIIC T70°C Dc X	-5°C ≤ Ta ≤ +50°C	Solenoid, Pneumatic.	ISO 1 ISO 2 ISO 3	5/2, 5/3	-

cod. **X1011_** | **X1012_** | **X1013_** - Solenoid valves with coils XMB 3GD or XMC 3GD

Marking	Temperature	Version	Size	Function	Connection
II 3G Ex h IIB T4 Gc X II 3D Ex h IIIC T120°C Dc X IP65	-5°C ≤ Ta ≤ +40°C	Solenoid, Pneumatic.	ISO 1 ISO 2 ISO 3	5/2, 5/3	-

Accessories

Complementary valves

ATEX ON REQUEST

SERIES 900

cod. **X900_** - Valves

Marking	Temperature	Version	Size	Function	Connection
II 2G Ex h IIC T4 Gb X II 2D Ex h IIIC T120°C Db X	-5°C ≤ Ta ≤ +70°C	All versions	-	-	-

Process automation technology stainless steel accessories

ATEX READY

STEEL LINE SERIES

cod. **SS11_** | **SS12_** | **SS14_** | **SS34_** - H - High temperature

Marking	Temperature	Version	Size	Function	Connection
II 2G Ex h IIC T3 Gb X II 2D Ex h IIIC T180°C Db X	-10°C ≤ Ta ≤ +150°C	All versions	-	Flow control Quick exhaust Exhaust flow control	1/4" NPT - 1/2" NPT 3/4" NPT - 1" NPT

cod. **SS11_** | **SS12_** | **SS14_** | **SS34_** - L - Low temperature

Marking	Temperature	Version	Size	Function	Connection
II 2G Ex h IIC T5 Gb X II 2D Ex h IIIC T100°C Db X	-50°C ≤ Ta ≤ +70°C	All versions	-	Flow control Quick exhaust Exhaust flow control	1/4" NPT - 1/2" NPT 3/4" NPT - 1" NPT

Aluminum process automation technology accessories

ATEX READY

ALUMINUM PROCESS AUTOMATION TECHNOLOGY SERIES

cod. **A6_** - H - Accessories

Marking	Temperature	Version	Size	Function	Connection
II 2G Ex h IIC T5 Gb X II 2D Ex h IIIC T100°C Db X	-30°C ≤ Ta ≤ +70°C	All versions	-	-	1/4" NPT - 1/2" NPT 3/4" NPT - 1" NPT

Valves and solenoid valves manifold

Valves and solenoid valves manifold VDMA

ATEX ON REQUEST

SERIES 2400 VDMA

cod. **2400_** - Solenoid valves manifold

Marking	Temperature	Version	Size	Function	Connection
II 3G Ex nA IIC T6 Gc IP65 II 3D Ex tc IIIC T=85°C Dc IP65	-5°C ≤ Ta ≤ +50°C	All versions	18mm	5/2, 5/3, 2x3/2	G1/8 - G1/4

ATEX ON REQUEST

SERIES 2600 VDMA

cod. **2600_** - Solenoid valves manifold

Marking	Temperature	Version	Size	Function	Connection
II 3G Ex nA IIC T6 Gc IP65 II 3D Ex tc IIIC T=85°C Dc IP65	-5°C ≤ Ta ≤ +50°C	All versions	26mm	5/2, 5/3	G3/8 - G1/4

Solenoid valves manifold ISO15407-2

ATEX READY

SERIES 2700

cod. **2700_** - Solenoid valves manifold

Marking	Temperature	Version	Size	Function	Connection
II 3G Ex nA IIC T6 Gc X II 3D Ex tc IIIC T80°C Dc X	-10°C ≤ Ta ≤ +50°C	All versions	26mm	5/2, 5/3, 2x3/2	G1/4

Solenoid valves manifold

ATEX READY

SERIES 2200 OPTYMA-S

cod. **2200_** - Solenoid valves manifold

Marking	Temperature	Version	Size	Function	Connection
II 3G Ex nA IIC T6 Gc X II 3D Ex tc IIIC T80°C Dc X	-10°C ≤ Ta ≤ +50°C	All versions	12,5mm	5/2, 5/3, 2x3/2	Ø4 - Ø6 - Ø8

ATEX READY

SERIES 2300 ENOVA

cod. **2300_** - Solenoid valves manifold

Marking	Temperature	Version	Size	Function	Connection
II 3G Ex nA IIC T5 Gc IP65 II 3D Ex tc IIIC T=100°C Dc IP65	-5°C ≤ Ta ≤ +50°C	All versions	12,5mm	5/2, 5/3, 2x3/2	Ø4 - Ø6 - Ø8

Overall dimensions and technical information are provided solely for informative purposes and may be modified without notice

Air Treatment

Modular FRL

ATEX ON REQUEST

SERIES 1700

cod. **X17001...** - Filter

Marking	Temperature	Version	Size	Connection
II 2G Ex h IIB T5 Gb X II 2D Ex h IIIB T90°C Db X	**-5°C ≤ Ta ≤ +50°C**	**Metal body**	**1**	**G1/8 - G1/4**

cod. **X17008...** - Coalescing filter

Marking	Temperature	Version	Size	Connection
II 2G Ex h IIB T5 Gb X II 2D Ex h IIIB T90°C Db X	**-5°C ≤ Ta ≤ +50°C**	**Metal body**	**1**	**G1/8 - G1/4**

cod. **X17002... - X17022...** - Pressure regulator

Marking	Temperature	Version	Size	Connection
II 2G Ex h IIB T5 Gb X II 2D Ex h IIIB T90°C Db X	**-5°C ≤ Ta ≤ +50°C**	**Metal body**	**1**	**G1/8 - G1/4**

cod. **X170B2... - X170M2...** - Manifold pressure regulators

Marking	Temperature	Version	Size	Connection
II 2G Ex h IIB T5 Gb X II 2D Ex h IIIB T90°C Db X	**-5°C ≤ Ta ≤ +50°C**	**Metal body**	**1**	**G1/8 - G1/4**

cod. **X17003...** - Lubricator

Marking	Temperature	Version	Size	Connection
II 2G Ex h IIB T5 Gb X II 2D Ex h IIIB T90°C Db X	**-5°C ≤ Ta ≤ +50°C**	**Metal body**	**1**	**G1/8 - G1/4**

cod. **X17004...** - Filter regulator

Marking	Temperature	Version	Size	Connection
II 2G Ex h IIB T5 Gb X II 2D Ex h IIIB T90°C Db X	**-5°C ≤ Ta ≤ +50°C**	**Metal body**	**1**	**G1/8 - G1/4**

cod. **X17110M2 - X17120** - Progressive start-up valve

Marking	Temperature	Version	Size	Connection
II 2G Ex h IIB T5 Gb X II 2D Ex h IIIB T90°C Db X	**-5°C ≤ Ta ≤ +50°C**	**Metal body**	**1**	**G1/4**

cod. **X17030...** - Shut-off valve

Marking	Temperature	Version	Size	Connection
II 2G Ex h IIB T5 Gb X II 2D Ex h IIIB T90°C Db X	**-5°C ≤ Ta ≤ +50°C**	**Metal body**	**1**	**G1/8 - G1/4**

cod. **X171S2...** - High sensitive air pressure regulator

Marking	Temperature	Version	Size	Connection
II 2G Ex h IIB T5 Gb X II 2D Ex h IIIB T90°C Db X	**-5°C ≤ Ta ≤ +50°C**	**Metal body**	**1**	**G1/4**

cod. **X17202... - X17222** - Pressure regulator

Marking	Temperature	Version	Size	Connection
II 2G Ex h IIB T5 Gb X II 2D Ex h IIIB T90°C Db X	**-5°C ≤ Ta ≤ +50°C**	**All versions**	**2**	**G1/4 G3/8**

cod. **X17210M2 - X17220** - Progressive start-up valve

Marking	Temperature	Version	Size	Connection
II 2G Ex h IIB T5 Gb X II 2D Ex h IIIB T90°C Db X	**-5°C ≤ Ta ≤ +50°C**	**All versions**	**2**	**G3/8**

cod. **X17230...** - Shut-off valve

Marking	Temperature	Version	Size	Connection
II 2G Ex h IIB T5 Gb X II 2D Ex h IIIB T90°C Db X	**-5°C ≤ Ta ≤ +50°C**	**All versions**	**2**	**G3/8**

cod. **X17212...** - High sensitive air pressure regulator

Marking	Temperature	Version	Size	Connection
II 2G Ex h IIB T5 Gb X II 2D Ex h IIIB T90°C Db X	**-5°C ≤ Ta ≤ +50°C**	**All versions**	**2**	**G3/8**

ATEX ON REQUEST

SERIES 1700 (continue)

cod. **X17302...- X17322** - Pressure regulator

Marking	Temperature	Version	Size	Connection
II 2G Ex h IIB T5 Gb X II 2D Ex h IIIB T90°C Db X	**-5°C ≤ Ta ≤ +50°C**	**All versions**	**3**	**G3/8 - G1/2**

cod. **X17310M2 - X17320** - Progressive start-up valve

Marking	Temperature	Version	Size	Connection
II 2G Ex h IIB T5 Gb X II 2D Ex h IIIB T90°C Db X	**-5°C ≤ Ta ≤ +50°C**	**All versions**	**3**	**G1/2**

cod. **X17330...** - Shut-off valve

Marking	Temperature	Version	Size	Connection
II 2G Ex h IIB T5 Gb X II 2D Ex h IIIB T90°C Db X	**-5°C ≤ Ta ≤ +50°C**	**All versions**	**3**	**G1/2**

cod. **X173S2...- X173P2...** - High sensitive air pressure regulator

Marking	Temperature	Version	Size	Connection
II 2G Ex h IIB T5 Gb X II 2D Ex h IIIB T90°C Db X	**-5°C ≤ Ta ≤ +50°C**	**All versions**	**3**	**G1/2**

cod. **X17401...** - Filter

Marking	Temperature	Version	Size	Connection
II 2G Ex h IIB T5 Gb X II 2D Ex h IIIB T90°C Db X	**-5°C ≤ Ta ≤ +50°C**	**All versions**	**4**	**G1**

cod. **X17408...** - Coalescing filter

Marking	Temperature	Version	Size	Connection
II 2G Ex h IIB T5 Gb X II 2D Ex h IIIB T90°C Db X	**-5°C ≤ Ta ≤ +50°C**	**All versions**	**4**	**G1**

cod. **X17402...** - Pressure regulator

Marking	Temperature	Version	Size	Connection
II 2G Ex h IIB T5 Gb X II 2D Ex h IIIB T90°C Db X	**-5°C ≤ Ta ≤ +50°C**	**All versions**	**4**	**G1**

cod. **X17403...** - Lubricator

Marking	Temperature	Version	Size	Connection
II 2G Ex h IIB T5 Gb X II 2D Ex h IIIB T90°C Db X	**-5°C ≤ Ta ≤ +50°C**	**All versions**	**4**	**G1**

cod. **X17410M2 - X17420** - Progressive start-up valve

Marking	Temperature	Version	Size	Connection
II 2G Ex h IIB T5 Gb X II 2D Ex h IIIB T90°C Db X	**-5°C ≤ Ta ≤ +50°C**	**All versions**	**4**	**G1**

cod. **X17430...** - Shut-off valve

Marking	Temperature	Version	Size	Connection
II 2G Ex h IIB T5 Gb X II 2D Ex h IIIB T90°C Db X	**-5°C ≤ Ta ≤ +50°C**	**All versions**	**4**	**G1**

cod. **X17101...** - Filter

Marking	Temperature	Version	Size	Connection
II 3G Ex h IIB T5 Gc X II 3D Ex h IIIB T90°C Dc X	**-5°C ≤ Ta ≤ +50°C**	**Technopolymer body**	**1**	**G1/8 - G1/4**

cod. **X17108...** - Coalescing filter

Marking	Temperature	Version	Size	Connection
II 3G Ex h IIB T5 Gc X II 3D Ex h IIIB T90°C Dc X	**-5°C ≤ Ta ≤ +50°C**	**Technopolymer body**	**1**	**G1/8 - G1/4**

cod. **X17109...- X17129...** - Panel mounting pressure regulator

Marking	Temperature	Version	Size	Connection
II 3G Ex h IIB T5 Gc X II 3D Ex h IIIB T90°C Dc X	**-5°C ≤ Ta ≤ +50°C**	**Technopolymer body**	**1**	**G1/8 - G1/4**

cod. **X17102...- X17122...** - Pressure regulator

Marking	Temperature	Version	Size	Connection
II 3G Ex h IIB T5 Gc X II 3D Ex h IIIB T90°C Dc X	**-5°C ≤ Ta ≤ +50°C**	**Technopolymer body**	**1**	**G1/8 - G1/4**

Overall dimensions and technical information are provided solely for informative purposes and may be modified without notice

ATEX ON REQUEST

SERIES 1700 (continue)

cod. **X17103...** - Lubricator

Marking	Temperature	Version	Size	Connection
II 3G Ex h IIB T5 Gc X II 3D Ex h IIIB T90°C Dc X	-5°C ≤ Ta ≤ +50°C	Technopolymer body	1	G1/8 - G1/4

cod. **X17104...** - Filter regulator

Marking	Temperature	Version	Size	Connection
II 3G Ex h IIB T5 Gc X II 3D Ex h IIIB T90°C Dc X	-5°C ≤ Ta ≤ +50°C	Technopolymer body	1	G1/8 - G1/4

cod. **X17130...** - Shut-off valve

Marking	Temperature	Version	Size	Connection
II 3G Ex h IIB T5 Gc X II 3D Ex h IIIB T90°C Dc X	-5°C ≤ Ta ≤ +50°C	Technopolymer body	1	G1/4

cod. **X17201...** - Filter

Marking	Temperature	Version	Size	Connection
II 3G Ex h IIB T5 Gc X II 3D Ex h IIIB T90°C Dc X	-5°C ≤ Ta ≤ +50°C	All versions	2	G1/4 G3/8

cod. **X17208...** - Coalescing filter

Marking	Temperature	Version	Size	Connection
II 3G Ex h IIB T5 Gc X II 3D Ex h IIIB T90°C Dc X	-5°C ≤ Ta ≤ +50°C	All versions	2	G1/4 - G3/8

cod. **X17203...** - Lubricator

Marking	Temperature	Version	Size	Connection
II 3G Ex h IIB T5 Gc X II 3D Ex h IIIB T90°C Dc X	-5°C ≤ Ta ≤ +50°C	All versions	2	G1/4 - G3/8

cod. **X17204...** - Filter regulator

Marking	Temperature	Version	Size	Connection
II 3G Ex h IIB T5 Gc X II 3D Ex h IIIB T90°C Dc X	-5°C ≤ Ta ≤ +50°C	All versions	2	G1/4 - G3/8

cod. **X17301...** - Filter

Marking	Temperature	Version	Size	Connection
II 3G Ex h IIB T5 Gc X II 3D Ex h IIIB T90°C Dc X	-5°C ≤ Ta ≤ +50°C	All versions	3	G3/8 - G1/2

cod. **X17308...** - Coalescing filter

Marking	Temperature	Version	Size	Connection
II 3G Ex h IIB T5 Gc X II 3D Ex h IIIB T90°C Dc X	-5°C ≤ Ta ≤ +50°C	All versions	3	G3/8 - G1/2

cod. **X17303...** - Lubricator

Marking	Temperature	Version	Size	Connection
II 3G Ex h IIB T5 Gc X II 3D Ex h IIIB T90°C Dc X	-5°C ≤ Ta ≤ +50°C	All versions	3	G3/8 - G1/2

cod. **X17304...** - Filter regulator

Marking	Temperature	Version	Size	Connection
II 3G Ex h IIB T5 Gc X II 3D Ex h IIIB T90°C Dc X	-5°C ≤ Ta ≤ +50°C	All versions	3	G3/8 - G1/2

ATEX READY

AIRPLUS SERIES



cod. **T171... - N171... | T172... - N172... - P172... | T173... - N173... - P173...**

Marking	Temperature	Version	Size	Function	Connection
II 3G Ex h IIC T5 Gc X II 3D Ex h IIIC T98°C Dc X	–5°C ≤ Ta ≤ +50°C	Polymer Bowl	1-2-3	All functions except electric shut-off valve	G1/8 - G1/4 G3/8 - G1/2

cod. **P174..**

Marking	Temperature	Version	Size	Function	Connection
II 3G Ex h IIC T4 Gc X II 3D Ex h IIIC T115°C Dc X	-5°C ≤ Ta ≤ +50°C	Polymer Bowl	4	All functions except electric shut-off valve	G1

cod. **P172...T - L172...T | P173...T - L173...T**

Marking	Temperature	Version	Size	Function	Connection
II 2G Ex h IIC T4 Gb X II 2D Ex h IIIC T135°C Db X	-30°C ≤ Ta ≤ +80°C -40°C ≤ Ta ≤ +80°C	Metal body and bowl	1-2-3	All functions except electric shut-off valve	G1/8 - G1/4 G3/8 - G1/2

ATEX READY

AIRPLUS SERIES (continue)



cod. **P174..T - L174..T**

Marking	Temperature	Version	Size	Function	Connection
II 2G Ex h IIC T3 Gb X II 2D Ex h IIIC T150°C Db X	-30°C ≤ Ta ≤ +80°C -40°C ≤ Ta ≤ +80°C	Metal body and bowl	4	All functions except electric shut-off valve	G1

cod. **T171... - N171..** | **T172... - N172...** | **T173... - N173...** - VE - bobina 15mm

Marking	Temperature	Version	Size	Function	Connection
II 3G Ex h IIC T4 Gc X II 3D Ex h IIIC T115°C Dc X	-5°C ≤ Ta ≤ +50°C	Polymer body	1-2-3	VE Electric shut-off valve	G1/8 - G1/4 G3/8 - G1/2

cod. **T171... - N171...** | **T172... - N172...** | **T173... - N173...** - VE - bobina 22mm e 30mm

Marking	Temperature	Version	Size	Function	Connection
II 3G Ex h IIC T5 Gc X II 3D Ex h IIIC T98°C Dc X	-5°C ≤ Ta ≤ +50°C	Polymer body	1-2-3	VE Electric shut-off valve	G1/8 - G1/4 G3/8 - G1/2

cod. **P172...VE...** | **P173...VE...** - VE

Marking	Temperature	Version	Size	Function	Connection
II 3G Ex h IIC T4 Gc X II 3D Ex h IIIC T135°C Dc X	-5°C ≤ Ta ≤ +50°C	Metal body	1-2-3	VE Electric shut-off valve	G3/8 - G1/2

cod. **P174...VE...** - VE

Marking	Temperature	Version	Size	Function	Connection
II 3G Ex h IIC T3 Gc X II 3D Ex h IIIC T150°C Dc X	-5°C ≤ Ta ≤ +50°C	Metal body	4	VE Electric shut-off valve	G1

ATEX READY

SERIES 1700 STEEL LINE

cod. **SS174... - SF174...**

Marking	Temperature	Version	Size	Connection
II 2G Ex h IIC T4 Gb X II 2D Ex h IIIC T130°C Db X	-30°C ≤ Ta ≤ +80°C	Standard	4	3/4" NPT - 1" NPT G1

cod. **SS174... - SF174...** - L

Marking	Temperature	Version	Size	Connection
II 2G Ex h IIC T4 Gb X II 2D Ex h IIIC T130°C Db X	-50°C ≤ Ta ≤ +80°C	Low temperature	4	3/4" NPT - 1" NPT G1

cod. **SS174... - SF174...** - H

Marking	Temperature	Version	Size	Connection
II 2G Ex h IIC T3 Gb X II 2D Ex h IIIC T200°C Db X	-5°C ≤ Ta ≤ +150°C	High temperature	4	3/4" NPT - 1" NPT G1

cod. **SS174... - SF174...** - S - SR

Marking	Temperature	Version	Size	Connection
II 2G Ex h IIC T4 Gb X II 2D Ex h IIIC T120°C Db X	-5°C ≤ Ta ≤ +70°C	Automatic drain and reduced automatic drain versions	4	3/4" NPT - 1" NPT G1

cod. **SS174... - SF174... - SM174** - Z

Marking	Temperature	Version	Size	Connection
II 2G Ex h IIC T4 Gb X II 2D Ex h IIIC T130°C Db X	-60°C ≤ Ta ≤ +80°C	Silicone seals version	4	3/4" NPT - 1" NPT G1

cod. **SS174... - SF174...** - EF

Marking	Temperature	Version	Size	Connection
II 2G Ex h IIC T3 Gb X II 2D Ex h IIIC T150°C Db X	-40°C ≤ Ta ≤ +100°C	EPDM FDA seals version	4	3/4" NPT - 1" NPT G1

cod. **SS172... - SF172... - SM172** | **SS173... - SF173... - SM173** - Standard

Marking	Temperature	Version	Size	Connection
II 2G Ex h IIC T4 Gb X II 2D Ex h IIIC T110°C Db X	-30°C ≤ Ta ≤ +80°C	Standard	2	1/4" NPT - 3/8" NPT G1/4
			3	1/4" NPT -1/2" NPT G1/2

cod. **SS172... - SF172... - SM172** | **SS173... - SF173... - SM173** - L

Marking	Temperature	Version	Size	Connection
II 2G Ex h IIC T4 Gb X II 2D Ex h IIIC T110°C Db X	-50°C ≤ Ta ≤ +80°C	Low temperature	2	1/4" NPT - 3/8" NPT G1/4
			3	1/4" NPT -1/2" NPT G1/2

Overall dimensions and technical information are provided solely for informative purposes and may be modified without notice

ATEX READY

SERIES 1700 STEEL LINE (continue)

cod. **SS172... - SF172... - SM172 | SS173... - SF173... - SM173** - H

Marking	Temperature	Version	Size	Connection
II 2G Ex h IIC T3 Gb X II 2D Ex h IIIC T180°C Db X	-5°C ≤ Ta ≤ +150°C	High temperature	2	1/4" NPT - 3/8" NPT G1/4
			3	1/4" NPT -1/2" NPT G1/2

cod. **SS172... - SF172... - SM172 | SS173... - SF173... - SM173** - S - SR

Marking	Temperature	Version	Size	Connection
II 2G Ex h IIC T5 Gb X II 2D Ex h IIIC T100°C Db X	-5°C ≤ Ta ≤ +70°C	Automatic drain and reduced automatic drain versions	2	1/4" NPT - 3/8" NPT G1/4
			3	1/4" NPT -1/2" NPT G1/2

cod. **SS172... - SF172... - SM172 | SS173... - SF173... - SM173** - Z

Marking	Temperature	Version	Size	Connection
II 2G Ex h IIC T4 Gb X II 2D Ex h IIIC T110°C Db X	-60°C ≤ Ta ≤ +80°C	Silicone seals version	2	1/4" NPT - 3/8" NPT G1/4
			3	1/4" NPT -1/2" NPT G1/2

cod. **SS172... - SF172... - SM172 | SS173... - SF173... - SM173** - EF

Marking	Temperature	Version	Size	Connection
II 2G Ex h IIC T4 Gb X II 2D Ex h IIIC T130°C Db X	-40°C ≤ Ta ≤ +100°C	EPDM FDA seals version	2	1/4" NPT - 3/8" NPT G1/4
			3	1/4" NPT -1/2" NPT G1/2

Volume Booster

ATEX READY

FLOWPLUS SERIES

cod. **SA17_VB | SS17_VB**

Marking	Temperature	Version	Size	Connection
II 2G Ex h IIC T5 Gb X II 2D Ex h IIIC T90°C Db X	-30°C ≤ Ta ≤ +80°C -50°C ≤ Ta ≤ +80°C -60°C ≤ Ta ≤ +80°C	Standard L Z	3	1/4" NPT 1/2" NPT

cod. **SA17_VB | SS17_VB**

Marking	Temperature	Version	Size	Connection
II 2G Ex h IIC T3 Gb X II 2D Ex h IIIC T165°C Db X	-5°C ≤ Ta ≤ +150°C	H	3	1/4" NPT 1/2" NPT

cod. **SA17_VB | SS17_VB**

Marking	Temperature	Version	Size	Connection
II 2G Ex h IIC T4 Gb X II 2D Ex h IIIC T115°C Db X	-40°C ≤ Ta ≤ +100°C	EF	3	1/4" NPT 1/2" NPT

cod. **SA17_VB | SS17_VB**

Marking	Temperature	Version	Size	Connection
II 2G Ex h IIC T5 Gb X II 2D Ex h IIIC T90°C Db X	-30°C ≤ Ta ≤ +80°C -50°C ≤ Ta ≤ +80°C -60°C ≤ Ta ≤ +80°C	Standard L Z	4	3/4" NPT 1" NPT

cod. **SA17_VB | SS17_VB**

Marking	Temperature	Version	Size	Connection
II 2G Ex h IIC T5 Gb X II 2D Ex h IIIC T90°C Db X	-5°C ≤ Ta ≤ +150°C	H	4	3/4" NPT 1" NPT

cod. **SA17_VB | SS17_VB**

Marking	Temperature	Version	Size	Connection
II 2G Ex h IIC T4 Gb X II 2D Ex h IIIC T115°C Db X	-40°C ≤ Ta ≤ +100°C	EF	4	3/4" NPT 1" NPT

Pressure boosters

ATEX READY

SERIES P+

cod. **MDTP40** - Technopolymer Pressure Booster

Marking	Temperature	Version	Size	Connection
II 3G Ex h IIB T6 Gc X II 3D Ex h IIIB T85°C Dc X	-5°C ≤ Ta ≤ 50°C	adjustable/ not adjustable	40	G1/4

Pneumatic actuation

Cylinders according to international standards

Microcylinders ISO6432

ATEX ON REQUEST

SERIES 1200 ROLLED END COVER VERSION (MIR)

cod. **X1280**

Marking	Temperature	Version	Bore (mm)	Stroke (mm)
II 2G Ex h IIC T5..T3 Gb X II 2D Ex h IIIC T100°C..T140°C Db X	-5°C ≤ Ta ≤ 30°C (T5/T100°C) -5°C ≤ Ta ≤ 65°C (T4/T135°C) -5°C ≤ Ta ≤ 70°C (T3/T140°C)	NBR version	Ø8...Ø32	15...500

cod. **X1280...T**

Marking	Temperature	Version	Bore (mm)	Stroke (mm)
II 2G Ex h IIC T6..T3 Gb X II 2D Ex h IIIC T85°C..T165°C Db X	-5°C ≤ Ta ≤ 40°C (T6/T85°C) -5°C ≤ Ta ≤ 55°C (T5/T100°C) -5°C ≤ Ta ≤ 90°C (T4/T135°C) -5°C ≤ Ta ≤ 120°C (T3/T165°C)	HNBR Version NON Magnetic	Ø8...Ø32	15...500

cod. **X1280...M.T**

Marking	Temperature	Version	Bore (mm)	Stroke (mm)
II 2G Ex h IIC T6..T4 Gb X II 2D Ex h IIIC T85°C..T125°C Db X	-5°C ≤ Ta ≤ 40°C (T6/T85°C) -5°C ≤ Ta ≤ 55°C (T5/T100°C) -5°C ≤ Ta ≤ 80°C (T4/T125°C)	HNBR Version Magnetic	Ø8...Ø32	15...500

cod. **X1280...V**

Marking	Temperature	Version	Bore (mm)	Stroke (mm)
II 2G Ex h IIC T6..T3 Gb X II 2D Ex h IIIC T85°C..T195°C Db X	-5°C ≤ Ta ≤ 40°C (T6/T85°C) -5°C ≤ Ta ≤ 55°C (T5/T100°C) -5°C ≤ Ta ≤ 90°C (T4/T135°C) -5°C ≤ Ta ≤ 150°C (T3/T195°C)	FPM Version NON Magnetic	Ø8...Ø32	15...500

cod. **X1280...M.V**

Marking	Temperature	Version	Bore (mm)	Stroke (mm)
II 2G Ex h IIC T6..T4 Gb X II 2D Ex h IIIC T85°C..T125°C Db X	-5°C ≤ Ta ≤ 40°C (T6/T85°C) -5°C ≤ Ta ≤ 55°C (T5/T100°C) -5°C ≤ Ta ≤ 80°C (T4/T125°C)	FPM Version Magnetic	Ø8...Ø32	15...500

ATEX ON REQUEST

SERIES 1200 STEEL LINE

cod. **X12X**

Marking	Temperature	Version	Bore (mm)	Stroke (mm)
II 2G Ex h IIC T5…T4 Gb X II 2D Ex h IIIC T100°C…T135°C Db X	-5°C ≤ Ta ≤ 35°C (T5/T100°C) -5°C ≤ Ta ≤ 70°C (T4/T135°C)	NBR Version	Ø16…Ø63	15...500

cod. **X12X...P.N**

Marking	Temperature	Version	Bore (mm)	Stroke (mm)
II 2G Ex h IIC T5…T4 Gb X II 2D Ex h IIIC T100°C…T135°C Db X	-5°C ≤ Ta ≤ 35°C (T5/T100°C) -5°C ≤ Ta ≤ 70°C (T4/T135°C)	PUR Ø16÷Ø32 adjustable pneumatic cushioning version, NON Magnetic	Ø16…Ø63	15...500

cod. **X12X...P.M**

Marking	Temperature	Version	Bore (mm)	Stroke (mm)
II 2G Ex h IIC T5...T3 Gb X II 2D Ex h IIIC T100°C...T145°C Db X	-5°C ≤ Ta ≤ 35°C (T5/T100°C) -5°C ≤ Ta ≤ 70°C (T4/T135°C) -5°C ≤ Ta ≤ 80°C (T3/T145°C)	PUR Ø16÷Ø32: non adjustable cushoning - Magnetic. Ø40÷Ø63 non adjustable cushioning; adjustable pneumatic cushioning - Magnetic	Ø16…Ø63	15...500

cod. **X12X...V.N**

Marking	Temperature	Version	Bore (mm)	Stroke (mm)
II 2G Ex h IIC T5...T2 Gb X II 2D Ex h IIIC T100°C...T215°C Db X	-5°C ≤ Ta ≤ 40°C (T5/T100°C) -5°C ≤ Ta ≤ 75°C (T4/T135°C) -5°C ≤ Ta ≤ 140°C (T3/T200°C) -5°C ≤ Ta ≤ 150°C (T2/T215°C)	FPM Version NON Magnetic	Ø16…Ø63	15...500

cod. **X12X...V.M**

Marking	Temperature	Version	Bore (mm)	Stroke (mm)
II 2G Ex h IIC T5...T3 Gb X II 2D Ex h IIIC T100°C...T140°C Db X	-5°C ≤ Ta ≤ 40°C (T5/T100°C) -5°C ≤ Ta ≤ 75°C (T4/T135°C) -5°C ≤ Ta ≤ 80°C (T3/T140°C)	FPM Version Magnetic	Ø16…Ø63	15...500

Overall dimensions and technical information are provided solely for informative purposes and may be modified without notice

Cylinders CNOMO-CETOP-ISO

ATEX ON REQUEST

SERIES 1303 - 1304 - 1305 - 1306 - 1307 - 1308 - 1315

cod. **X1303 | X1304 | X1305 | X1306 | X1307 | X1308 | X1315**

Marking	Temperature	Version	Bore (mm)	Stroke (mm)
II 2G Ex h IIC T5…T3 Gb X II 2D Ex h IIIC T100°C…T140°C Db X	-5°C ≤ Ta ≤ 30°C (T5/T100°C) -5°C ≤ T a≤ 65°C (T4/T135°C) -5°C ≤ Ta ≤ 70°C (T3/T140°C)	NBR Version	Ø32…Ø320	25…1000

cod. **X1303 | X1304 | X1305...V**

Marking	Temperature	Version	Bore (mm)	Stroke (mm)
II 2G Ex h IIC T5…T2 Gb X II 2D Ex h IIIC T100°C…T225°C Db X	-5°C ≤ Ta ≤ 25°C (T5/T100°C) -5°C ≤ Ta ≤ 60°C (T4/T135°C) -5°C ≤ Ta ≤ 125°C (T3/T200°C) -5°C ≤ Ta ≤ 150°C (T2/T225°C)	FPM Version NON Magnetic	Ø32…Ø200	25…1000

cod. **X1306 | X1307 | X1308...V**

Marking	Temperature	Version	Bore (mm)	Stroke (mm)
II 2G Ex h IIC T5…T3 Gb X II 2D Ex h IIIC T100°C…T150°C Db X	-5°C ≤ Ta ≤ 30°C (T5/T100°C) -5°C ≤ Ta ≤ 65°C (T4/T135°C) -5°C ≤ Ta ≤ 80°C (T3/T150°C)	FPM Version Magnetic	Ø32…Ø200	25…1000

Cylinders ISO 15552

ATEX ON REQUEST

SERIES 1319 - 1320 - 1321

cod. **X1319 | X1320 | X1321**

Marking	Temperature	Version	Bore (mm)	Stroke (mm)
II 2G Ex h IIC T6…T4 Gb X II 2D Ex h IIIC T85°C…T115°C Db X	-5°C ≤ Ta ≤ 40°C (T6/T85°C) -5°C ≤ Ta ≤ 55°C (T5/T100°C) -5°C ≤ Ta ≤ 70°C (T4/T115°C)	NBR Version	Ø32…Ø200	25…1000

cod. **X1319 | X1320...V**

Marking	Temperature	Version	Bore (mm)	Stroke (mm)
II 2G Ex h IIC T4 Gb X II 2D Ex h IIIC T125°C Db X	-5°C ≤ Ta ≤ 80°C (T4/T125°C)	FPM Version Magnetic	Ø32…Ø200	25…1000

cod. **X1321...V**

Marking	Temperature	Version	Bore (mm)	Stroke (mm)
II 2G Ex h IIC T3 Gb X II 2D Ex h IIIC T195°C Db X	-5°C ≤ Ta ≤ 150°C (T3/T195°C)	FPM Version NON Magnetic	Ø32…Ø200	25…1000

ATEX ON REQUEST

SERIES 1348 - 1349 - 1350

cod. **X1348 | X1349 | X1350**

Marking	Temperature	Version	Bore (mm)	Stroke (mm)
II 2G Ex h IIC T4…T3 Gb X II 2D Ex h IIIC T135°C…T155°C Db X	-5°C ≤ Ta ≤ 50°C (T4/T135°C) -5°C ≤ Ta ≤ 70°C (T3/T155°C)	All versions	Ø32…Ø63	25…320

ATEX ON REQUEST

ECOPLUS SERIES

cod. **X1396 | X1397 | X1398**

Marking	Temperature	Version	Bore (mm)	Stroke (mm)
II 2G Ex h IIC T6…T4 Gb X II 2D Ex h IIIC T85°C…T120°C Db X	-5°C ≤ Ta ≤ 35°C (T6/T85°C) -5°C ≤ Ta ≤ 50°C (T5/T100°C) -5°C ≤ Ta ≤ 70°C (T4/T120°C)	NBR Version	Ø32…Ø100	25…1000

cod. **X1396 | X1397 | X1398...P**

Marking	Temperature	Version	Bore (mm)	Stroke (mm)
II 2G Ex h IIC T4 Gb X II 2D Ex h IIIC T130°C Db X	-30°C ≤ Ta ≤ 80°C (T4/T130°C)	PUR Version	Ø32…Ø100	25…1000

ATEX ON REQUEST

ECOLIGHT SERIES

cod. **X1390 | X1391 | X1392**

Marking	Temperature	Version	Bore (mm)	Stroke (mm)
II 2G Ex h IIC T5…T4 Gb X II 2D Ex h IIIC T100°C…T135°C Db X	-5°C ≤ Ta ≤ 35°C (T5/T100°C) -5°C ≤ Ta ≤ 70°C (T4/T135°C)	NBR Version	Ø32…Ø200	25…1000

cod. **X1390 | X1391 | X1392...P**

Marking	Temperature	Version	Bore (mm)	Stroke (mm)
II 2G Ex h IIC T3 Gb X II 2D Ex h IIIC T140°C Db X	-30°C ≤ Ta ≤ 80°C (T3/T140°C)	PUR Version	Ø32…Ø200	25…1000

cod. **X1390 | X1391...V**

Marking	Temperature	Version	Bore (mm)	Stroke (mm)
II 2G Ex h IIC T4 Gb X II 2D Ex h IIIC T120°C Db X	-5°C ≤ Ta ≤ 80°C (T4/120°C)	FPM Version Magnetic	Ø32…Ø200	25…1000

cod. **X1392...V**

Marking	Temperature	Version	Bore (mm)	Stroke (mm)
II 2G Ex h IIC T3 Gb X II 2D Ex h IIIC T190°C Db X	-5°C ≤ Ta ≤ 150°C (T3/190°C)	FPM Version NON Magnetic	Ø32…Ø200	25…1000

cod. **X1390 | X1391 | X1392...R**

Marking	Temperature	Version	Bore (mm)	Stroke (mm)
II 2G Ex h IIC T3 Gb X II 2D Ex h IIIC T165°C Db X	-10°C ≤ Ta ≤ 80°C (T3/165°C)	Version with metallic rod scraper	Ø32…Ø100	25…1000

cod. **X1390 | X1391 | X1392...Q**

Marking	Temperature	Version	Bore (mm)	Stroke (mm)
II 2G Ex h IIC T3 Gb X II 2D Ex h IIIC T150°C Db X	-20°C ≤ Ta ≤ 80°C (T3/150°C)	Version with plastic rod scraper	Ø32…Ø100	25…1000

cod. **X1390 | X1391 | X1392...L**

Marking	Temperature	Version	Bore (mm)	Stroke (mm)
II 2G Ex h IIC T3 Gb X II 2D Ex h IIIC T155°C Db X	-50°C ≤ Ta ≤ 80°C (T3/155°C)	Low temperature version	Ø32…Ø200	25…1000

ATEX ON REQUEST

SERIES INOX STEEL LINE

cod. **X1393 | X1394**

Marking	Temperature	Version	Bore (mm)	Stroke (mm)
II 2G Ex h IIC T5…T3 Gb X II 2D Ex h IIIC T100°C…T150°C Db X	-30°C ≤ Ta ≤ 30°C (T5/T100°C) -30°C ≤ Ta ≤ 65°C (T4/T135°C) -30°C ≤ Ta ≤ 80°C (T3/T150°C)	PUR Version	Ø32…Ø100	25…1000

cod. **X1393...V**

Marking	Temperature	Version	Bore (mm)	Stroke (mm)
II 2G Ex h IIC T5…T3 Gb X II 2D Ex h IIIC T100°C…T150°C Db X	-5°C ≤ Ta ≤ 30°C (T5/T100°C) -5°C ≤ Ta ≤ 65°C (T4/T135°C) -5°C ≤ Ta ≤ 80°C (T3/T150°C)	FPM Version Magnetic	Ø32…Ø100	25…1000

cod. **X1394...V**

Marking	Temperature	Version	Bore (mm)	Stroke (mm)
II 2G Ex h IIC T5…T2 Gb X II 2D Ex h IIIC T100°C…T220°C Db X	-5°C ≤ Ta ≤ 30°C (T5/T100°C) -5°C ≤ Ta ≤ 65°C (T4/T135°C) -5°C ≤ Ta ≤ 130°C (T3/T200°C) -5°C ≤ Ta ≤ 150°C (T2/T220°C)	FPM Version NON Magnetic	Ø32…Ø100	25…1000

Hydro-pneumatic cylinders ISO15552

ATEX ON REQUEST

SERIES 1450-1463

cod. **X1450 | X1463**

Marking	Temperature	Version	Bore (mm)	Stroke (mm)
II 2G Ex h IIC T6…T4 Gb X II 2D Ex h IIIC T85°C…T115°C Db X	-5°C ≤ Ta ≤ 40°C (T6/T85°C) -5°C ≤ Ta ≤ 55°C (T5/T100°C) -5°C ≤ Ta ≤ 70°C (T4/T115°C)	All versions	Ø50-Ø63	50…450

Overall dimensions and technical information are provided solely for informative purposes and may be modified without notice

Non standard cylinders

Flat profiled tube

ATEX ON REQUEST

ECOFLAT SERIES

cod. **X1370 | X1371 | X1372 | X1373**

Marking	Temperature	Version	Bore (mm)	Stroke (mm)
II 2G Ex h IIC T6…T4 Gb X II 2D Ex h IIIC T85°C…T110°C Db X	-5°C ≤ Ta ≤ 45°C (T6/T85°C) -5°C ≤ Ta ≤ 60°C (T5/T100°C) -5°C ≤ Ta ≤ 70°C (T4/T110°C)	All versions	Ø25…Ø63	25…320

Compact cylinders

ATEX ON REQUEST

SERIES 1500

cod. **X15...**

Marking	Temperature	Version	Bore (mm)	Stroke (mm)
II 2G Ex h IIC T6…T4 Gb X II 2D Ex h IIIC T85°C…T125°C Db X	-5°C≤ Ta ≤30°C (T6/T85°C) -5°C≤ Ta ≤45°C (T5/T100°C) -5°C≤ Ta ≤70°C (T4/T125°C)	NBR Version	Ø20…Ø100	5…50

cod. **X15...T**

Marking	Temperature	Version	Bore (mm)	Stroke (mm)
II 2G Ex h IIC T6…T3 Gb X II 2D Ex h IIIC T85°C…T175°C Db X	-5°C ≤ Ta ≤ 30°C (T6/T85°C) -5°C ≤ Ta ≤ 45°C (T5/T100°C) -5°C ≤ Ta ≤ 80°C (T4/T135°C) -5°C ≤ Ta ≤ 120°C (T3/T175°C)	HNBR Version NON Magnetic	Ø20…Ø100	5…50

cod. **X15....M.T**

Marking	Temperature	Version	Bore (mm)	Stroke (mm)
II 2G Ex h IIC T6…T4 Gb X II 2D Ex h IIIC T85°C…T135°C Db X	-5°C ≤ Ta ≤ 30°C (T6/T85°C) -5°C ≤ Ta ≤ 45°C (T5/T100°C) -5°C ≤ Ta ≤ 80°C (T4/T135°C)	HNBR Version Magnetic	Ø20…Ø100	5…50

cod. **X15....V**

Marking	Temperature	Version	Bore (mm)	Stroke (mm)
II 2G Ex h IIC T6…T3 Gb X II 2D Ex h IIIC T85°C…T200°C Db X	-5°C ≤ Ta ≤ 35°C (T6/T85°C) -5°C ≤ Ta ≤ 50°C (T5/T100°C) -5°C ≤ Ta ≤ 85°C (T4/T135°C) -5°C ≤ Ta ≤ 150°C (T3/T200°C)	FPM Version NON Magnetic	Ø20…Ø100	5…50

cod. **X15....M.V**

Marking	Temperature	Version	Bore (mm)	Stroke (mm)
II 2G Ex h IIC T6…T4 Gb X II 2D Ex h IIIC T85°C…T130°C Db X	-5°C ≤ Ta ≤ 30°C (T6/T85°C) -5°C ≤ Ta ≤ 50°C (T5/T100°C) -5°C ≤ Ta ≤ 80°C (T4/T130°C)	FPM Version Magnetic	Ø20…Ø100	5…50

ATEX ON REQUEST

EUROPE SERIES

cod. **X156_ | X158_...**

Marking	Temperature	Version	Bore (mm)	Stroke (mm)
II 2G Ex h IIC T6…T4 Gb X II 2D Ex h IIIC T85°C…T135°C Db X	-30°C ≤ Ta ≤ 30°C (T6/T85°C) -30°C ≤ Ta ≤ 45°C (T5/T100°C) -30°C ≤ Ta ≤ 80°C (T4/T135°C)	PUR Version	Ø12…Ø100	5…500

cod. **X157_ | X159_...._(4-5-6)**

Marking	Temperature	Version	Bore (mm)	Stroke (mm)
II 2G Ex h IIC T6…T3 Gb X II 2D Ex h IIIC T85°C…T175°C Db X	-5°C ≤ Ta ≤ 30°C (T6/T85°C) -5°C ≤ Ta ≤ 45°C (T5/T100°C) -5°C ≤ Ta ≤ 80°C (T4/T135°C) -5°C ≤ Ta ≤ 120°C (T3/T175°C)	HNBR Version NON Magnetic	Ø12…Ø100	5…500

cod. **X157_ | X159_...._(1-2-3)**

Marking	Temperature	Version	Bore (mm)	Stroke (mm)
II 2G Ex h IIC T6…T4 Gb X II 2D Ex h IIIC T85°C…T135°C Db X	-5°C ≤ Ta ≤ 30°C (T6/T85°C) -5°C ≤ Ta ≤ 45°C (T5/T100°C) -5°C ≤ Ta ≤ 80°C (T4/T135°C)	HNBR Version Magnetic	Ø12…Ø100	5…500

Compact cylinders ISO21287

ATEX ON REQUEST

ECOMPACT SERIES

cod. **X154_(0-1) | X155_(0-1)...._(1÷6)**

Marking	Temperature	Version	Bore (mm)	Stroke (mm)
II 2G Ex h IIC T6...T4 Gb X II 2D Ex h IIIC T85°C...T110°C Db X	-5°C ≤ Ta ≤ 45°C (T6/T85°C) -5°C ≤ Ta ≤ 60°C (T5/T100°C) -5°C ≤ Ta ≤ 70°C (T4/T110°C)	NBR Version	Ø20...Ø100	5...500

cod. **X154_(4-5) | X155_(4-5)...._(1÷6)**

Marking	Temperature	Version	Bore (mm)	Stroke (mm)
II 2G Ex h IIC T6...T4 Gb X II 2D Ex h IIIC T85°C...T120°C Db X	-30°C ≤ Ta ≤ 45°C (T6/T85°C) -30°C ≤ Ta ≤ 60°C (T5/T100°C) -30°C ≤ Ta ≤ 80°C (T4/T120°C)	PUR Version	Ø20...Ø100	5...500

cod. **X154_(6-7) | X155_(6-7)...._(4-5-6)**

Marking	Temperature	Version	Bore (mm)	Stroke (mm)
II 2G Ex h IIC T6...T3 Gb X II 2D Ex h IIIC T85°C...T190°C Db X	-5°C ≤ Ta ≤ 45°C (T6/T85°C) -5°C ≤ Ta ≤ 60°C (T5/T100°C) -5°C ≤ Ta ≤ 95°C (T4/T135°C) -5°C ≤ Ta ≤ 150°C (T3/T190°C)	FPM Version NON Magnetic	Ø20...Ø100	5...500

cod. **X154_(6-7) | X155_(6-7)...._(1-2-3)**

Marking	Temperature	Version	Bore (mm)	Stroke (mm)
II 2G Ex h IIC T6...T4 Gb X II 2D Ex h IIIC T85°C...T120°C Db X	-5°C ≤ Ta ≤ 45°C (T6/T85°C) -5°C ≤ Ta ≤ 60°C (T5/T100°C) -5°C ≤ Ta ≤ 80°C (T4/T120°C)	FPM Version Magnetic	Ø20...Ø100	5...500

ATEX ON REQUEST

ECOMPACT-S SERIES

cod. **X154_(0-1) | X155_(0-1)...._(1-4)**

Marking	Temperature	Version	Bore (mm)	Stroke (mm)
II 2G Ex h IIC T6...T4 Gb X II 2D Ex h IIIC T85°C...T110°C Db X	-5°C ≤ Ta ≤ 45°C (T6/T85°C) -5°C ≤ Ta ≤ 60°C (T5/T100°C) -5°C ≤ Ta ≤ 70°C (T4/T110°C)	NBR Version	Ø32...Ø63	5...500

cod. **X154_(4-5) | X155_(4-5)...._(1-4)**

Marking	Temperature	Version	Bore (mm)	Stroke (mm)
II 2G Ex h IIC T6...T4 Gb X II 2D Ex h IIIC T85°C...T120°C Db X	-30°C ≤ Ta ≤ 45°C (T6/T85°C) -30°C ≤ Ta ≤ 60°C (T5/T100°C) –30°C ≤ Ta ≤ 80°C (T4/T120°C)	PUR Version	Ø32...Ø63	5...500

cod. **X154_(6-7) | X155_(6-7)...._4**

Marking	Temperature	Version	Bore (mm)	Stroke (mm)
II 2G Ex h IIC T6...T3 Gb X II 2D Ex h IIIC T85°C...T190°C Db X	-5°C ≤ Ta ≤ 45°C (T6/T85°C) -5°C ≤ Ta ≤ 60°C (T5/T100°C) -5°C ≤ Ta ≤ 95°C (T4/T135°C) -5°C ≤ Ta ≤ 150°C (T3/T190°C)	FPM Version NON Magnetic	Ø32...Ø63	5...500

cod. **X154_(6-7) | X155_(6-7)...._1**

Marking	Temperature	Version	Bore (mm)	Stroke (mm)
II 2G Ex h IIC T6...T3 Gb X II 2D Ex h IIIC T85°C...T190°C Db X	-5°C ≤ Ta ≤ 45°C (T6/T85°C) -5°C ≤ Ta ≤ 60°C (T5/T100°C) -5°C ≤ Ta ≤ 80°C (T4/T120°C)	FPM Version Magnetic	Ø32...Ø63	5...500

Guided compact cylinders

ATEX ON REQUEST

SERIES 6100

cod. **X6100**

Marking	Temperature	Version	Bore (mm)	Stroke (mm)
II 2G Ex h IIC T4...T3 Gb X II 2D Ex h IIIC T135°C...T140°C Db X	-5°C ≤ Ta ≤ 65°C (T4/T135°C) -5°C ≤ Ta ≤ 70°C (T3/T140°C)	NBR Version	Ø12...Ø63	10...200

Overall dimensions and technical information are provided solely for informative purposes and may be modified without notice

ATEX ON REQUEST

SERIES 6101

cod. **X6101**

Marking	Temperature	Version	Bore (mm)	Stroke (mm)
II 2G Ex h IIC T6…T5 Gb X II 2D Ex h IIIC T85°C…T95°C Db X	-5°C ≤ Ta ≤ 60°C (T6/T85°C) -5°C ≤ Ta ≤ 70°C (T5/T95°C)	NBR Version	Ø80	25…200

Slide units

ATEX ON REQUEST

SERIES 6200

cod. **X6200**

Marking	Temperature	Version	Bore (mm)	Stroke (mm)
II 2G Ex h IIC T4…T3 Gb X II 2D Ex h IIIC T135°C…T145°C Db X	-5°C ≤ Ta ≤ 60°C (T4/T135°C) -5°C ≤ Ta ≤ 70°C (T3/T145°C)	NBR Version	Ø10…Ø32	10…100

ATEX ON REQUEST

SERIES 6210

cod. **X6210**

Marking	Temperature	Version	Bore (mm)	Stroke (mm)
II 2G Ex h IIC T6…T4 Gb X II 2D Ex h IIIC T85°C…T105°C Db X	-5°C ≤ Ta ≤ 50°C (T6/T85°C) -5°C ≤ Ta ≤ 65°C (T5/T100°C) -5°C ≤ Ta ≤ 70°C (T4/T105°C)	NBR Version	Ø10…Ø25	25…200

Rodless cylinders

Standard

ATEX ON REQUEST

SERIES 1605

cod. **X1605**

Marking	Temperature	Version	Bore (mm)	Stroke (mm)
II 2G Ex h IIC T5…T4 Gb X II 2D Ex h IIIC T100°C…T130°C Db X	-5°C ≤ Ta ≤ 40°C (T5/T100°C) -5°C ≤ Ta ≤ 70°C (T4/T130°C)	NBR Version	Ø16…Ø63	6m

Magnetic sensors

ATEX ON REQUEST

SERIES SA

cod. **X1500 | X1600**

Marking	Temperature	Version	Bore (mm)	Stroke (mm)
II 3G Ex nA IIC T5 Gc II 3D Ex tc IIIC T100°C Dc	-5°C ≤ Ta ≤ 40°C	Sensors Hall effect	12mm	M8 cable 2 or 3 connectors

cod. **X1500 | X1600**

Marking	Temperature	Version	Bore (mm)	Stroke (mm)
II 3G Ex nC IIC T5 Gc II 3D Ex tc IIIC T100°C Dc	-5°C ≤ T a≤ 40°C	Sensors REED	12mm	M8 cable 2 or 3 connectors

Miniaturised magnetic sensors

ATEX ON REQUEST

SERIES SR

cod. **X1580**

Marking	Temperature	Version	Bore (mm)	Stroke (mm)
II 3G Ex ic IIB T4 Gc II 3D Ex ic IIIC T135°C	-10°C ≤ Ta ≤ +70°C	Sensors Hall effect	5mm	Cable 2 or 3 connectors

PNEUMAX S.p.A.
Via Cascina Barbellina, 10
24050 Lurano (BG) - Italy
P. +39 035 41 92 777
info@pneumaxspa.com
www.pneumaxspa.com

D.NW.101-EN-04/2021