

Pressure Control Panels

VSP-3AE Series

Product Features

- Pressure control panel with automatic change-over function
- VSR-1E / VSR-6E Series single-stage regulator
- Brass chrome plated body for inert, reactive, flammable and oxidizing gas and mixtures up to grade 6,0
- Stainless steel 316L body and bonnet for corrosive gases
- Modular design
- Diaphragm type shut-off valves
- Suitable for inlet pressure up to 300 bar
- Easy installation into safety cabinet for gas cylinders
- Tested for use with oxygen



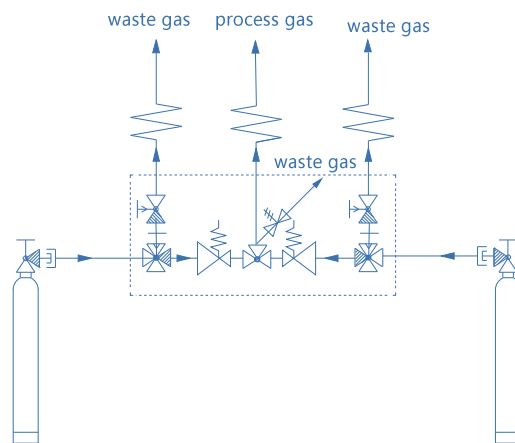
Typical Applications

- Component Testing
- Calibration Systems
- Laboratory Pressure Control
- High Pressure Sampling Systems
- Service & Test Equipment

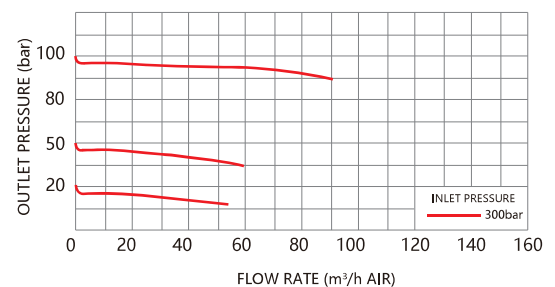
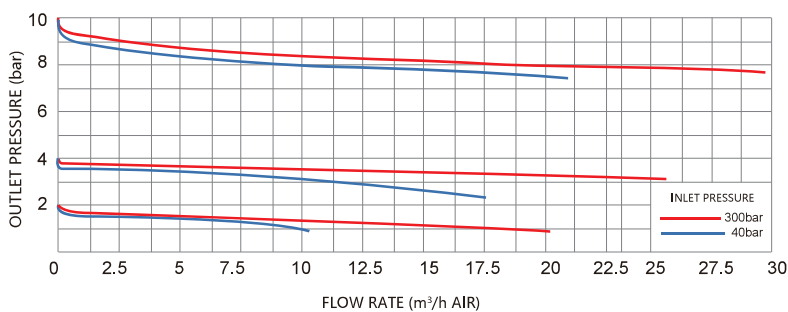
Technical Data

Type:	single-stage
Inlet pressure P1:	max. 300 bar
Outlet pressure P2:	2/4/10/20/50/100 bar
Materials	
Body regulator and valves:	see ordering info
Valve seat (regulator):	PCTFE
(shut-off valve):	PCTFE
Diaphragm (regulator):	Hastelloy® C276
(valve):	Elgiloy®
O-ring:	Viton® (FKM)
(option)	Kalrez® (FFKM)
Filter:	SS 316L
Inlet connection:	1/4"NPT(F)
Outlet connection:	1/4"NPT(F)
Temperature range:	-30°C to +74°C
Leak rate (to atmosphere):	1x10 ⁻⁸ mbar l/s He
(via seat):	1x10 ⁻⁶ mbar l/s He
Weight:	4.8kg

Schematic Drawing

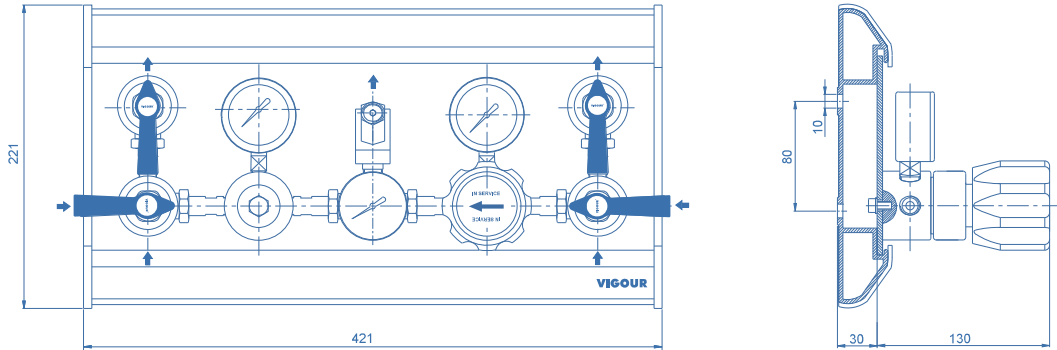


Flow Chart



Pressure Control Panels VSP-3AE Series

Dimensions (mm)



Ordering Information

VSP - 3AES - 300 - 10 - P - P - V - N₂

Body Material

- S: 316L
- C: Chrome Plated Brass

Inlet Pressure P₁

- 40: 40 bar
- 100: 100 bar
- 200: 200 bar
- 300: 300 bar

Outlet Pressure P₂

- 2: to 2 bar
- 4: to 4 bar
- 10: to 10 bar
- 20: to 20 bar
- 50: to 50 bar (Non Relief valve)
- 100: to 100 bar (Non Relief valve)

Type Of Gas

Please specify type of gas

Option

- None: Includes inlet valve and purge valve
- V: Including inlet valve, not including purge valve
- X: Non inlet valve and purge valve

Outlet Pressure Indication

- P: Pressure gauge
- K: Contact gauge

Inlet Pressure Indication

- P: Pressure gauge
- K: Contact gauge