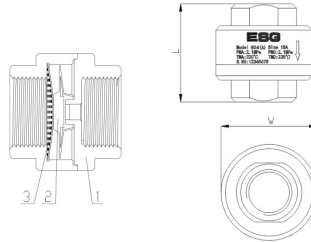


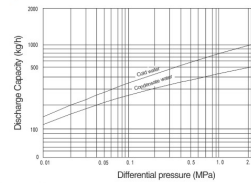
ESG**Thermostatic Steam Trap**804 Series
Thermostatic
Steam Trap**Technical Specification**

- Nominal pressure: 3.2MPa
- Connection: thread
- Max working pressure PMO: 2.1MPa
- Max working pressure difference ΔPMX: 2.1MPa
- Max operating temperature TMO: 220°C

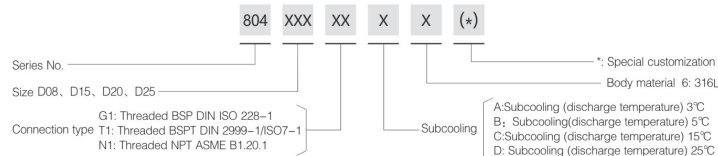
■ Four types of bellows:

- A-Discharge condensate below saturation temperature of 3°C.
- B-Discharge condensate below saturation temperature of 5°C.
- C-Discharge condensate below saturation temperature of 15°C.
- D-Discharge condensate below saturation temperature of 25°C.

Attention: To avoid abnormal operation, accidents, or personal injury, please do not use this product beyond the specification range.
If the technical standards or regulations of a country or region have special provisions for the above specifications, the product should be used in accordance with local regulations.

Output Chart

1. Pressure difference refers to the pressure difference between the inlet and outlet of the steam trap.
 2. Recommended safety factor not less than 2.
- Attention: Do not use the steam trap under conditions exceeding the maximum pressure difference, otherwise condensation water may accumulate.

Order Instruction**Advantages**

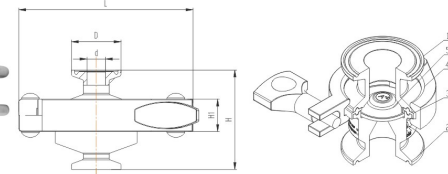
- The all stainless steel thermal static steam trap is suitable for heat transfer in tracing pipelines with relatively small condensate flow rates and small heat exchange equipment. It is recommended to install it vertically.
1. Fault Normally Open' feature.
 2. The structure is sturdy and lightweight, capable of withstanding superheated steam and water hammer.
 3. Automatically adjust the valve opening temperature with a fixed undercooling within the entire working pressure range.
 4. Excellent air exhaust performance.
 5. Compact structure with large displacement.
 6. Maintenance, tenacious and simple.
 7. Built-in filter screen with large circulation area.

Main Dimension

Size	L	W	Weight (kg)
DN8	45	44	0.19
DN15	45	44	0.25
DN20	51	44	0.28
DN25	57	44	0.32

Part List

No.	Part	Material
1	Body	316L
2	Diaphragm box	SS
3	Filter screen	304

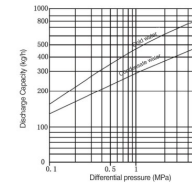
805 Series
Thermostatic
Steam Trap**Technical Specification**

- Nominal pressure: 1.0MPa
- Max allowable pressure PMA: 1.0MPa
- Max allowable temperature TMA: 200°C
- Max working pressure PMO: 0.6MPa
- Max operating temperature TMO: 165°C

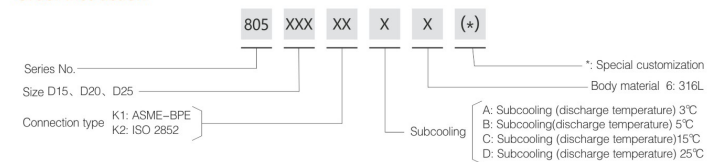
■ Four types of bellows:

- A-Discharge condensate below saturation temperature of 3°C
- B-Discharge condensate below saturation temperature of 5°C
- C-Discharge condensate below saturation temperature of 15°C
- D-Discharge condensate below saturation temperature of 25°C

Attention: To avoid abnormal operation, accidents, or personal injury, please do not use this product beyond the specification range.
If the technical standards or regulations of a country or region have special provisions for the above specifications, the product should be used in accordance with local regulations.

Output Chart

1. Pressure difference refers to the pressure difference between the inlet and outlet of the steam trap.
 2. Recommended safety factor not less than 2.
- Attention: Do not use the steam trap under conditions exceeding the maximum pressure difference, otherwise condensation water may accumulate.

Order Instruction**Advantages**

The stainless steel thermostatic steam trap is widely applicable in various fields, including steam main pipes, heat tracing equipment dryers, and heat exchange equipment.

1. Free flow of cold water and seamless design in the true sense, maximum inhibition of bacterial aggregation.
2. The feature of 'fault normally open' minimizes the possibility of shutdown under critical operating conditions.
3. The valve nozzle design with a large opening can quickly discharge a large amount of air, ensuring fast start, preventing blockage, and ensuring continuous operation.
4. Tight structure, easy installation and maintenance.
5. Internal polishing to prevent bacterial growth.

Main Dimension

Size	H	d	D	L	H1	Weight (kg)
1/2"	51	9.4	25	82	16	0.47
3/4"	51	15.75	25	82	16	0.51
1"	66	22.6	50.5	28	16	0.65

Part List

No.	Part	Material
1	Top body	SS 316L
2	Low body	SS 316L
3	Sealing gasket	Silicon rubber VMQ
4	Clamp	SS 316L
5	Diaphragm	SS 316L